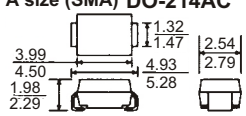
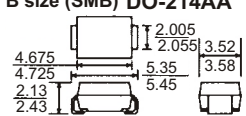
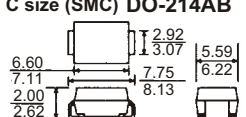


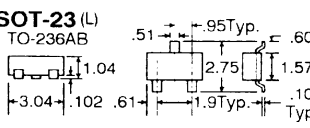
TRANSIENT VOLTAGE SUPPRESSOR DIODE

Operating Temperature: -55°C to 150°C

RF Part Number	Working Peak Reverse Voltage V_{RWM} (V)	Break Down Voltage			Maximum Clamping Voltage V_{RSM} (V)	Maximum Reverse Current & Leakage									Outline (Dimensions in mm)	
		V_{BR} (V)	@ IT (mA)	*A Size			*B Size			*C Size						
				Min		Max	Current I_{PPM} (A)	Leakage at V_{NWM} I_R (μ A)	Device Marking Code	Current I_{PPM} (A)	Leakage at V_{NWM} I_R (μ A)	Device Marking Code	Current I_{PPM} (A)	Leakage at V_{NWM} I_R (μ A)		Device Marking Code
SM*J60	60	67	82	1	107	2.9	5	RH	4.5	5	NH	14	5	GGH	<p>A size (SMA) DO-214AC</p>  <p>PART NUMBER EXAMPLE SMAJ7.0A</p> <p>B size (SMB) DO-214AA</p>  <p>PART NUMBER EXAMPLE SMBJ7.0A</p> <p>C size (SMC) DO-214AB</p>  <p>PART NUMBER EXAMPLE SMCJ7.0A</p>	
SM*J60A	60	67	74	1	96.8	3.2	5	RK	4.9	5	NK	16	5	GGK		
SM*J64	64	71	87	1	114	2.7	5	RL	4.3	5	NL	13.8	5	GGI		
SM*J64A	64	71	79	1	103	3	5	RM	4.7	5	NM	15	5	GGM		
SM*J70	70	78	95	1	125	2.5	5	RN	3.9	5	NN	12.6	5	GGN		
SM*J70A	70	78	86	1	113	2.7	5	RP	4.4	5	NP	13.9	5	GGP		
SM*J75	75	83	102	1	134	2.3	5	RQ	3.8	5	NQ	11.7	5	GGQ		
SM*J75A	75	83	92	1	121	2.6	5	RR	4.1	5	NR	13	5	GGR		
SM*J78	78	87	106	1	139	2.2	5	RS	3.4	5	NS	11.3	5	GGS		
SM*J78A	78	87	96	1	126	2.5	5	RT	3.7	5	NT	12.5	5	GGT		
SM*J85	85	94	115	1	151	2	5	RU	3.9	5	NU	10.4	5	GGU		
SM*J85A	85	94	104	1	137	2.2	5	RV	4.4	5	NV	11.5	5	GGV		
SM*J90	90	100	122	1	160	1.9	5	RW	3.8	5	NW	9.8	5	GGW		
SM*J90A	90	100	111	1	146	2.1	5	RX	4.1	5	NX	10.7	5	GGX		
SM*J100	100	111	136	1	179	1.7	5	RY	3.4	5	NY	8.8	5	GGY		
SM*J100A	100	111	123	1	162	1.9	5	RZ	3.7	5	NZ	9.7	5	GGZ		
SM*J110	110	122	149	1	196	1.6	5	SD	3	5	PD	8	5	GHD		
SM*J110A	110	122	135	1	177	1.7	5	SE	3.4	5	PE	8.9	5	GHE		
SM*J120	120	133	163	1	214	1.4	5	SF	2.8	5	PF	7.3	5	GHF		
SM*J120A	120	133	147	1	193	1.6	5	SG	3.1	5	PG	8.1	5	GHG		
SM*J130	130	144	176	1	231	1.3	5	SH	2.6	5	PH	6.8	5	GHH		
SM*J130A	130	144	159	1	209	1.5	5	SK	2.9	5	PK	7.5	5	GHK		
SM*J150	150	167	204	1	268	1.1	5	SL	2.2	5	PL	5.8	5	GHL		
SM*J150A	150	167	185	1	243	1.3	5	SM	2.5	5	PM	6.4	5	GHM		
SM*J160	160	178	218	1	287	1	5	SN	2.1	5	PN	5.4	5	GHN		
SM*J160A	160	178	197	1	259	1.2	5	SP	2.3	5	PP	6	5	GHP		
SM*J170	170	189	231	1	304	1	5	SQ	2	5	PQ	5.1	5	GHQ		
SM*J170A	170	189	209	1	275	1.1	5	SQ	2.2	5	PQ	5.7	5	GHQ		

ZENER DIODE

Operating Temperature: -65°C to 150°C

RFE Part Number	Cross-Reference	Marking Code	Nominal Zener Voltage V_Z (V)	Dynamic Impedance Z_{ZT} ()	Test Current I_{ZT} (mA)	Dynamic Impedance Z_{ZK} ()	Test Current I_{ZK} (mA)	Max Rev Leakage Current @ V_R I_R (A)	Test Voltage V_R (V)	Package	Outline (Dimensions in mm)								
												V_Z (V)	Z_{ZT} ()	I_{ZT} (mA)	Z_{ZK} ()	I_{ZK} (mA)	I_R (A)	V_R (V)	Reel
MMBZ5226B	BZX84C3V3	8A	3.3	28	20.0	1600	0.25	25.0	1.0	3000	<p>SOT-23 (L) TO-236AB</p> 								
MMBZ5227B	BZX84C3V6	8B	3.6	24	20.0	1700	0.25	15.0	1.0	3000									
MMBZ5228B	BZX84C3V9	8C	3.9	23	20.0	1900	0.25	10.0	1.0	3000									
MMBZ5229B	BZX84C4V3	8D	4.3	22	20.0	2000	0.25	5.0	1.0	3000									
MMBZ5230B	BZX84C4V7	8E	4.7	19	20.0	1900	0.25	5.0	2.0	3000									
MMBZ5231B	BZX84C5V1	8F	5.1	17	20.0	1600	0.25	5.0	2.0	3000									
MMBZ5232B	BZX84C5V6	8G	5.6	11	20.0	1600	0.25	5.0	3.0	3000									
MMBZ5233B		8H	6.0	7	20.0	1600	0.25	5.0	3.5	3000									
MMBZ5234B	BZX84C6V2	8J	6.2	7	20.0	1000	0.25	5.0	4.0	3000									
MMBZ5235B	BZX84C6V8	8K	6.8	5	20.0	750	0.25	3.0	5.0	3000									
MMBZ5236B	BZX84C7V5	8L	7.5	6	20.0	500	0.25	3.0	6.0	3000									
MMBZ5237B	BZX84C8V2	8M	8.2	8	20.0	500	0.25	3.0	6.5	3000									
MMBZ5238B		8N	8.7	8	20.0	600	0.25	3.0	6.5	3000									
MMBZ5239B	BZX84C9V1	8P	9.1	10	20.0	600	0.25	3.0	7.0	3000									
MMBZ5240B	BZX84C10	8Q	10.0	17	20.0	600	0.25	3.0	8.0	3000									
MMBZ5241B	BZX84C11	8R	11.0	22	20.0	600	0.25	2.0	8.4	3000									
MMBZ5242B	BZX84C12	8S	12.0	30	20.0	600	0.25	1.0	9.1	3000									
MMBZ5243B	BZX84C13	8T	13.0	13	9.5	600	0.25	0.5	9.9	3000									
MMBZ5244B		8U	14.0	15	9.0	600	0.25	0.1	10.0	3000									
MMBZ5245B	BZX84C15	8V	15.0	16	8.5	600	0.25	0.1	11.0	3000									
MMBZ5246B	BZX84C16	8W	16.0	17	7.8	600	0.25	0.1	12.0	3000									
MMBZ5247B		8X	17.0	19	7.4	600	0.25	0.1	13.0	3000									
MMBZ5248B	BZX84C18	8Y	18.0	21	7.0	600	0.25	0.1	14.0	3000									
MMBZ5249B		8Z	19.0	23	6.6	600	0.25	0.1	14.0	3000									
MMBZ5250B	BZX84C20	81A	20.0	25	6.2	600	0.25	0.1	15.0	3000									
MMBZ5251B	BZX84C22	81B	22.0	29	5.6	600	0.25	0.1	17.0	3000									
MMBZ5252B	BZX84C24	81C	24.0	33	5.2	600	0.25	0.1	18.0	3000									
MMBZ5253B		81D	25.0	35	5.0	600	0.25	0.1	19.0	3000									
MMBZ5254B	BZX84C27	81E	27.0	41	4.6	600	0.25	0.1	21.0	3000									
MMBZ5255B		81F	28.0	44	4.5	600	0.25	0.1	21.0	3000									
MMBZ5256B	BZX84C30	81G	30.0	49	4.2	600	0.25	0.1	23.0	3000									
MMBZ5257B	BZX84C33	81H	33.0	58	3.8	700	0.25	0.1	25.0	3000									