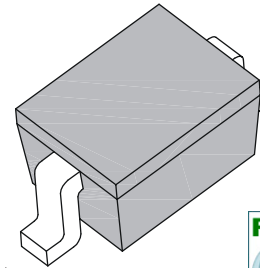


Two Terminals SMD Switching Diodes

Features

- Fast Switching Speed
- High Conductance
- Electrically Identical to Standard JEDEC
- RoHS compliant



SOD-323



Mechanical Data

Case:	SOD-323, Plastic Case
Terminals:	Solderable per MIL-STD-202G, Method 208
Weight:	0.0041 gram

Maximum Ratings & Electrical Characteristics ($T_{Ambient}=25^{\circ}C$ unless noted otherwise)

Symbol	Description	1N4148WS	1N4448WS	BAV16WS	Unit	Conditions
	Marking Code	A2	A3	A6		
V_{RM}	Reverse Voltage	75			V	
V_{RRM}	Peak Reverse Voltage	100			V	
I_{F(AV)}	Forward Average Current	150			mA	Valid provided that electrodes are kept at ambient temperature
I_{FSM}	Peak Forward Surge Current, Pulse Width=1.0us	2.0			A	
P_D	Power Dissipation above 25°C	200			mW	
V_F	Forward Voltage	Min	---	0.62 @ 5mA	---	V
		Max	1.0 @ 10mA	0.72 @ 5mA	0.855 @ 10mA	
				1.0 @ 100mA	0.715 @ 1mA	
					1.0 @ 50mA 1.25 @ 150mA	
I_R	Max. Reverse Current	0.025 @ 20V 5.0 @ 75V	0.025 @ 20V 5.0 @ 75V	1.0 @ 75V	μA	
C_D	Diode Capacitance	4.0	4.0	2.0	pF	V _R =0V, f=1MHz
T_{rr}	Reverse Recovery Time	4.0	4.0	6.0	ns	I _F = 10mA, I _R =1mA, V _R =6V, R _L =100Ω
T_J, T_{STG}	Operating Junction and Storage Temperature Range	-65 to +175			°C	

Two Terminals SMD Switching Diodes

1N4148WS/1N4448WS/BAV16WS

Typical Characteristics Curves

Fig.1- Forward Power Dissipation Derating Curve

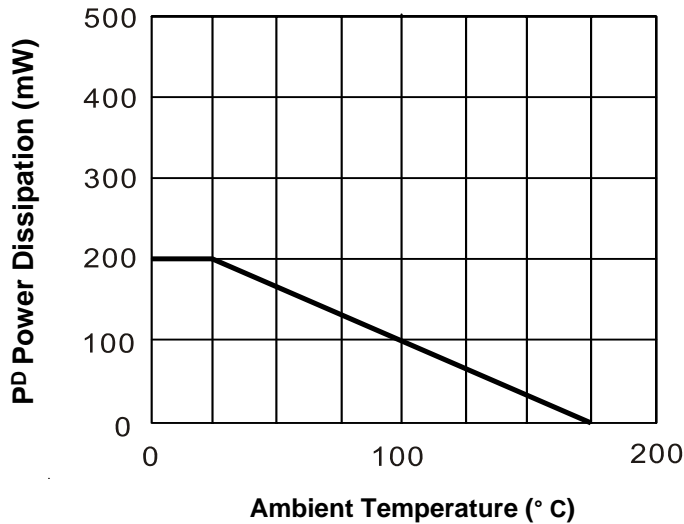


Fig.2- Typical Instantaneous Forward Characteristics

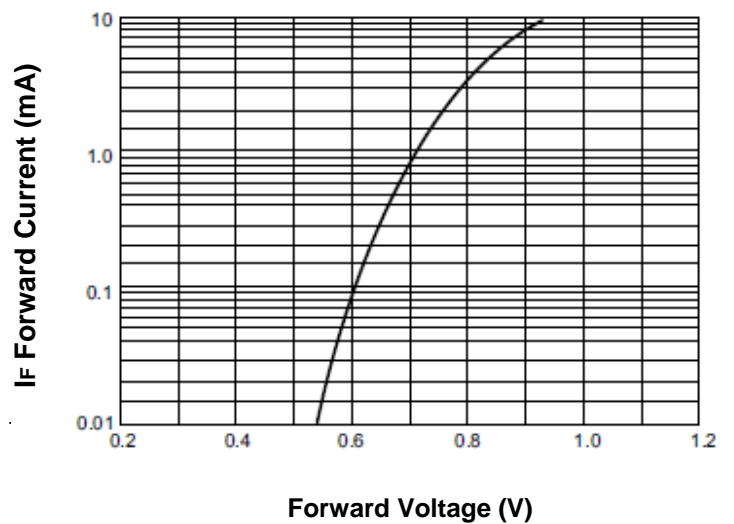


Fig.3- Junction Capacitance Curve

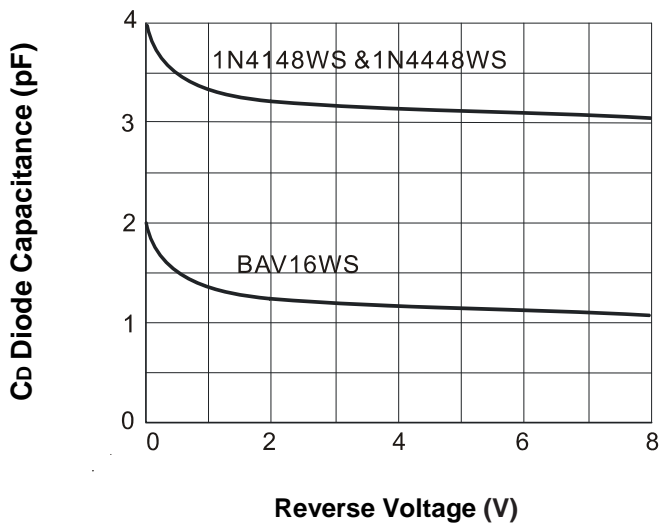
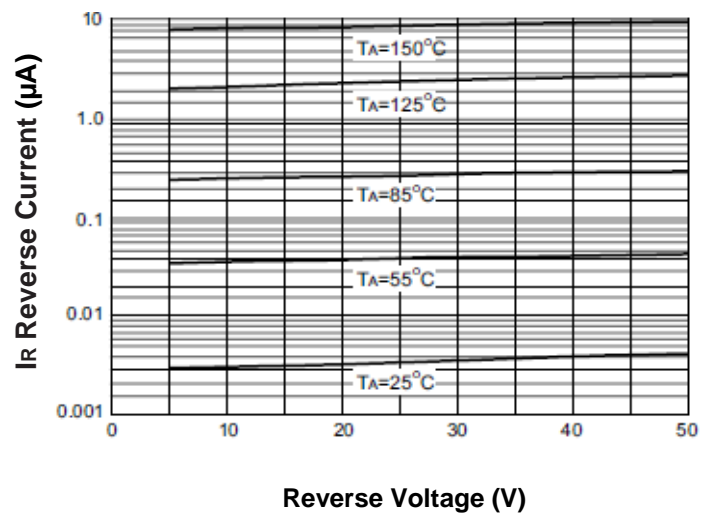


Fig.4- Typical Instantaneous Reverse Characteristics

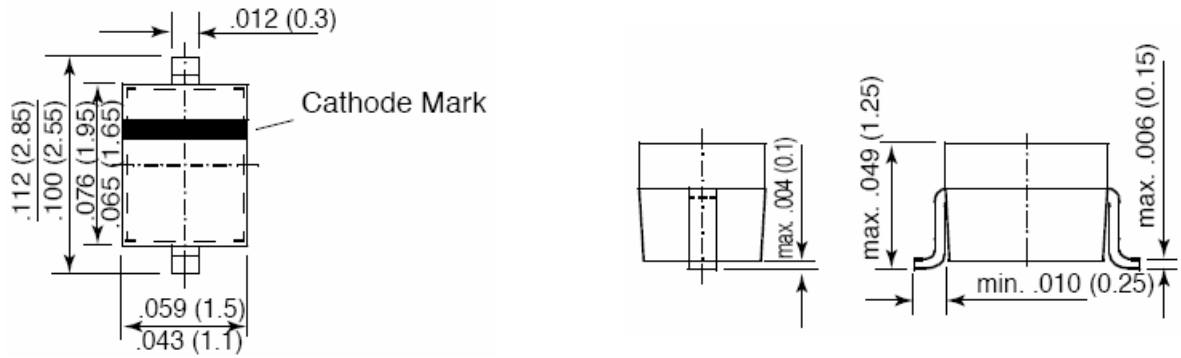


Two Terminals SMD Switching Diodes

1N4148WS/1N4448WS/BAV16WS

Dimensions in inch (mm)

SOD-323

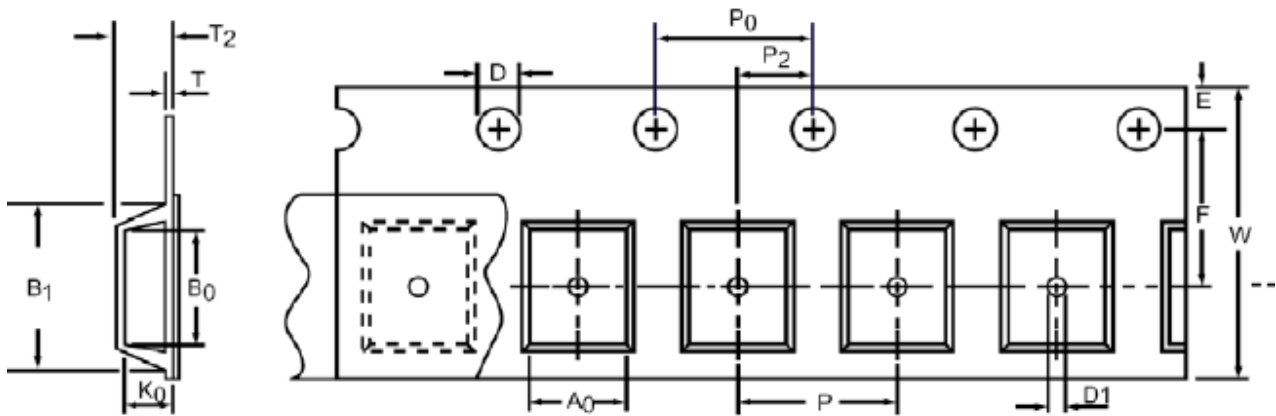


Two Terminals SMD Switching Diodes

1N4148WS/1N4448WS/BAV16WS

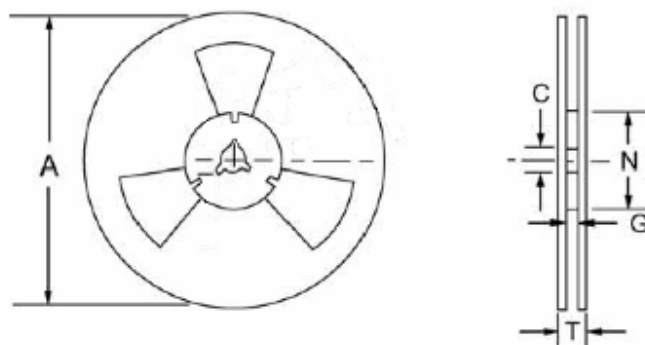
Packing Information:

Carrier Tape Dimensions (in mm)



Product Type	D	P0	P	W	E	A0	B0
		1.55±0.05	4.0±0.10	4.0±0.10	8.0+0.15/-0.3	1.75±0.10	1.50±0.10
SOD-323	B1	T	T2	D1	F	K0	P2
	4.0±0.10	0.20±0.05	1.2±0.1	1.0±0.10	3.5±0.05	0.95±0.10	2.0±0.05

Reel Dimensions (in mm)



A	C	G	N	T
178.0±2.0	13.5±1.0	9.9 max.	50 min.	14.4 max.

Two Terminals SMD Switching Diodes

1N4148WS/1N4448WS/BAV16WS

Packing Quantity Information:

Quantity	PCS per Inner Box	PCS per Carton
TR70 Tape & Reel	5000/Reel	400000

Carton Size Information:

Cartoon Size
390X270X400(in mm)

How to contact us:

US HEADQUARTERS

28040 WEST HARRISON PARKWAY, VALENCIA, CA 91355-4162

Tel: (800) TAITRON (800) 824-8766 (661) 257-6060

Fax: (800) TAITFAX (800) 824-8329 (661) 257-6415

Email: taitron@taitroncomponents.com

Http://www.taitroncomponents.com

TAITRON COMPONENTS MEXICO, S.A .DE C.V.

BOULEVARD CENTRAL 5000 INTERIOR 5 PARQUE INDUSTRIAL ATITALAQUIA, HIDALGO C.P.

42970 MEXICO

Tel: +52-55-5560-1519

Fax: +52-55-5560-2190

TAITRON COMPONENTS INCORPORATED REPRESENTAÇÕES DO BRASIL LTDA

RUA DOMINGOS DE MORAIS, 2777, 2.ANDAR, SALA 24 SAÚDE - SÃO PAULO-SP 04035-001 BRAZIL

Tel: +55-11-5574-7949

Fax: +55-11-5572-0052

TAITRON COMPONENTS INCORPORATED, SHANGHAI REPRESENTATIVE OFFICE

CROSS REGION PLAZA, 899 LINGLING ROAD, SUITE 18C, SHANGHAI, 200030, CHINA

Tel: +86-21-5424-9942

Fax: +86-21-5424-9931