



BAV99BRW

QUAD SURFACE MOUNT SWITCHING DIODE ARRAY

FEATURES

- Fast Switching Speed
- Ultra-Small Surface Mount Package
- For General Purpose Switching Applications
- High Conductance
- Easily Connected As Full-Wave Bridge

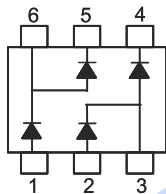
MECHANICAL DATA

Case : SOT-363, Plastic

Terminals : Solderable per MIL-STD-750, Method 2026

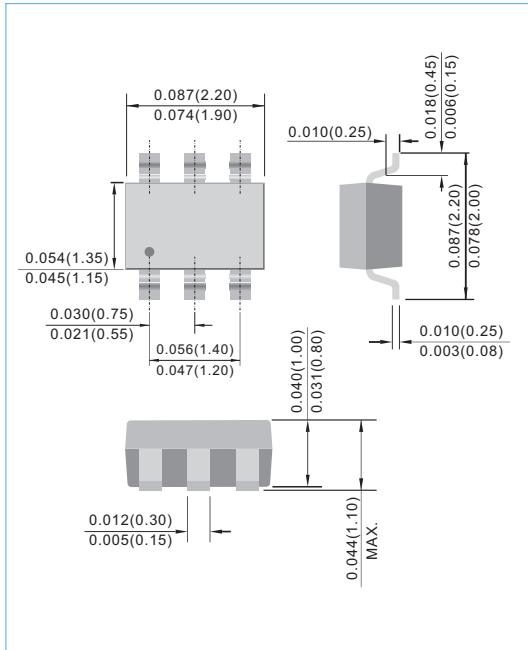
Approx. Weight : 0.0002 ounces, 0.006 grams

Marking : PW



SOT-363

Unit : inch(mm)



Datasheet.Directory

MAXIMUM RATINGS (T_A=25°C unless otherwise specified)

PARAMETER	SYMBOL	VALUE	UNIT
Non-Repetitive Peak Reverse Voltage	V _{RM}	100	V
Peak Repetitive Reverse Voltage	V _R RM	75	V
Working Peak Reverse Voltage	V _R WM		
DC Blocking Voltage	V _R		
RMS Reverse Voltage	V _R (RMS)	53	V
Forward Continuous Current (Note 1)	I _{FM}	300	mA
Average Rectified Output Current (Note 1)	I _O	215	mA
Non-Repetitive Peak Forward Surge Current	I _{FSM}	4.0 0.7	A
		@ t=1.0μs @ t=1.0s	
Power Dissipation (Note 1)	P _D	200	mW
Thermal Resistance Junction to Ambient Air (Note 1)	R _{θJA}	625	°C/W
Operating and Storage Temperature Range	T _J , T _{STG}	-55 to + 150	°C

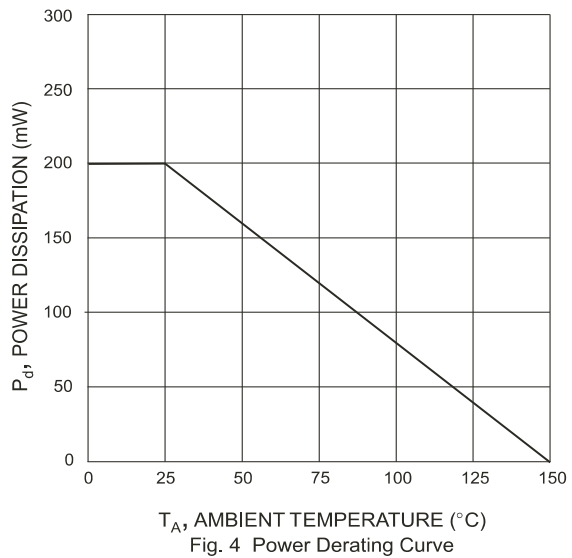
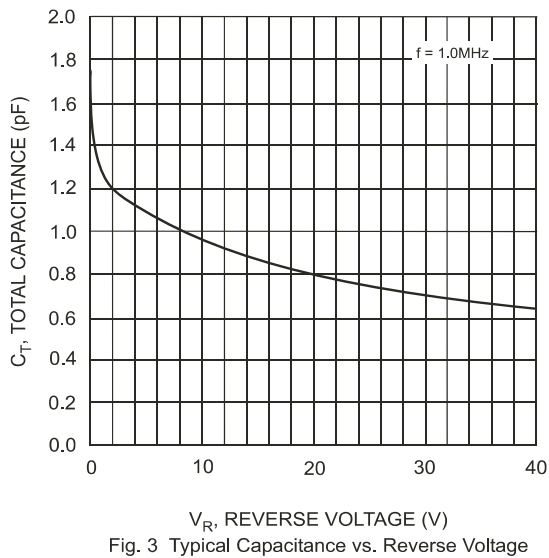
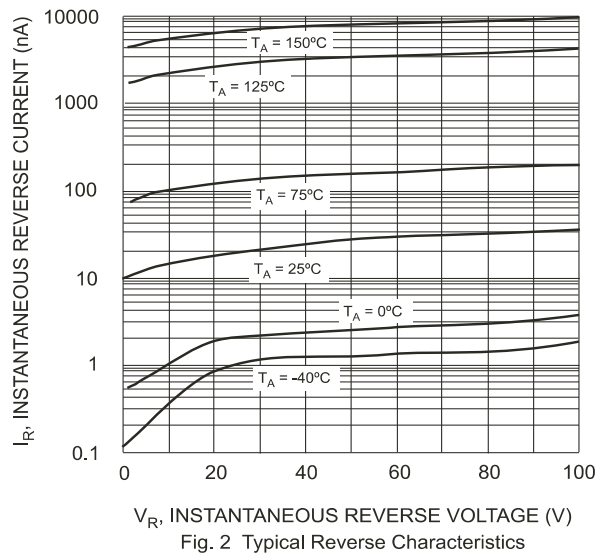
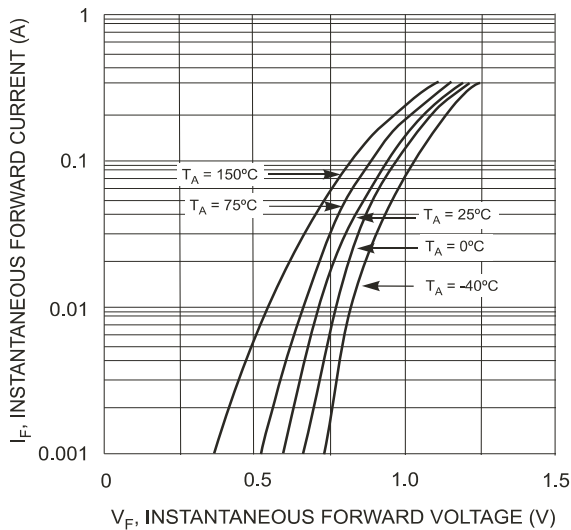
- Notes :
1. Device mounted on FR-4 PC board with recommended pad layout
 2. Short duration test pulse used to minimize self-heating effect
 3. No Purposefully added lead



BAV99BRW

ELECTRICAL CHARACTERISTICS (T_A=25°C unless otherwise specified)

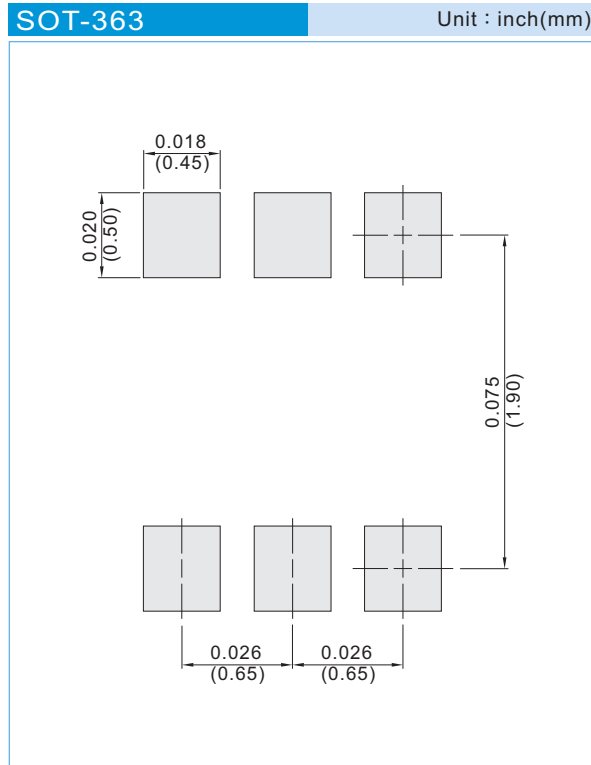
PARAMETER	TEST CONDITION	SYMBOL	MIN.	MAX.	UNIT
Reverse Breakdown Voltage (Note 2)	I _R =2.5μA	V _{(BR)R}	75	-	V
Forward Voltage	I _F =1.0mA I _F =10mA I _F =50mA I _F =150mA	V _F	-	0.715 0.855 1.0 1.25	V
Reverse Current (Note 2)	V _R =75V V _R =75V, T _J =150°C V _R =25V, T _J =150°C V _R =25V	I _R	-	2.5 50 30 0.03	μA μA μA μA
Total Capacitance	V _R =0, f=1.0MHz	C _T	-	2.0	pF
Reverse Recovery Time	I _F =I _R =10mA, I _{RR} =0.1 I _R , R _L =100Ω	T _{RR}	-	4.0	ns





BAV99BRW

MOUNTING PAD LAYOUT



ORDER INFORMATION

- Packing information
 - T/R - 10K per 13" plastic Reel
 - T/R - 3K per 7" plastic Reel

LEGAL STATEMENT

Copyright PanJit International, Inc 2012

The information presented in this document is believed to be accurate and reliable. The specifications and information herein are subject to change without notice. Pan Jit makes no warranty, representation or guarantee regarding the suitability of its products for any particular purpose. Pan Jit products are not authorized for use in life support devices or systems. Pan Jit does not convey any license under its patent rights or rights of others.