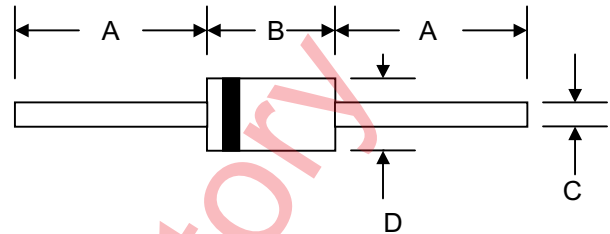


Data Sheet 5005, Rev.-

*Green Products*

**Features**

- Glass Passivated Die Construction
- 1500W Peak Pulse Power Dissipation
- 6.8V – 440V Standoff Voltage
- Uni- and Bi-Directional Versions Available
- Excellent Clamping Capability
- Fast Response Time
- Plastic Case Material has UL Flammability Classification Rating 94V-O
- UL Recognized File # E224235
- Green Products in Compliance with the RoHS Directive



**Mechanical Data**

- Case: JEDEC DO-201AE Molded Plastic
- Terminals: Axial Leads, Solderable per MIL-STD-202, Method 208
- Polarity: Cathode Band or Cathode Notch
- Marking:  
Unidirectional – Device Code and Cathode Band  
Bidirectional – Device Code Only
- Weight: 1.20 grams (approx.)

DO-201AE				
Dim	Min	Max	Min	Max
A	25.4	—	1.000	—
B	7.20	9.50	0.283	0.374
C	0.94	1.07	0.037	0.042
D	4.80	5.30	0.189	0.209
All	In mm		In inch	

“C” Suffix Designates Bi-directional Devices  
 “A” Suffix Designates 5% Tolerance Devices  
 No Suffix Designates 10% Tolerance Devices

**Maximum Ratings and Electrical Characteristics** @ $T_A=25^{\circ}\text{C}$  unless otherwise specified

Characteristic	Symbol	Value	Unit
Peak Pulse Power Dissipation at $T_A = 25^{\circ}\text{C}$ (Note 1, 2, 5) Figure 1	PPPM	1500 Minimum	W
Peak Forward Surge Current per Figure 6 (Note 3)	IFSM	200	A
Peak Pulse Current on 10/1000 $\mu\text{S}$ Waveform (Note 1) Figure 3	IPPM	See Table 1	A
Steady State Power Dissipation (Note 2, 4)	PM(AV)	5.0	W
Operating and Storage Temperature Range	$T_J, T_{STG}$	-65 to +175	$^{\circ}\text{C}$

- Note: 1. Non-repetitive current pulse, per Figure 3 and derated above  $T_A = 25^{\circ}\text{C}$  per Figure 2  
 2. Mounted on 20mm<sup>2</sup> copper pad  
 3. 8.3ms single half sine-wave duty cycle = 4 pulses per minutes maximum  
 4. Lead temperature at  $75^{\circ}\text{C} = T_L$   
 5. Peak pulse power waveform is 10/1000 $\mu\text{S}$



Fig. 1 Pulse Waveform

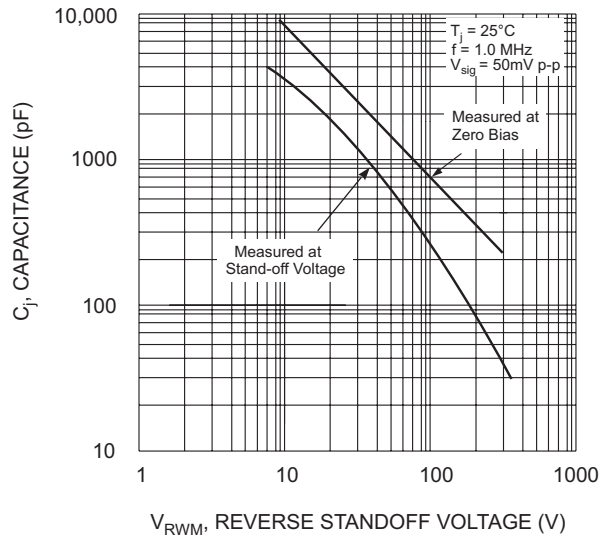


Fig. 2 Typical Junction Capacitance

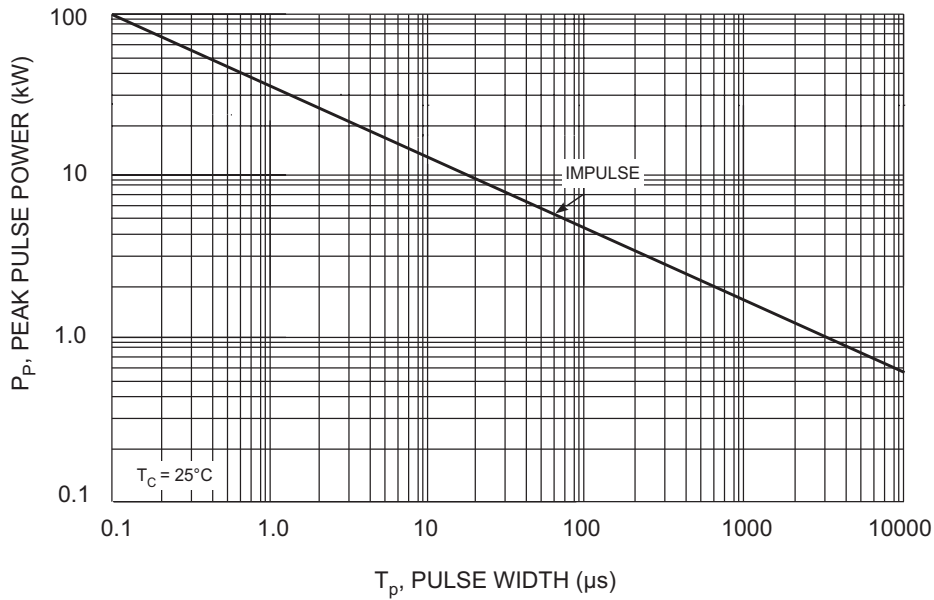


Fig. 3 Pulse Rating Curve



Fig. 4 Pulse Derating Curve



Fig. 5, Steady State Power Derating

## UNI-DIRECTIONAL 1500 WATT AXIAL LEAD TVS

UNI-DIRECTIONAL PART NUMBER	REVERSE STAND-OFF VOLTAGE VRWM (V)	BREAKDOWN VOLTAGE VBR (V) MIN. @IT	BREAKDOWN VOLTAGE VBR (V) MAX. @IT	TEST CURRENT IT (mA)	MAXIMUM CLAMPING VOLTAGE @Ipp Vc (V)	PEAK PULSE CURRENT Ipp (A)	REVERSE LEAKAGE @VRWM IR (uA)
1.5KE6.8-G	5.50	6.12	7.48	10	10.8	139.00	1000
1.5KE6.8A-G	5.80	6.45	7.14	10	10.5	143.00	1000
1.5KE7.5-G	6.05	6.75	8.25	10	11.7	128.00	500
1.5KE7.5A-G	6.40	7.13	7.88	10	11.3	132.00	500
1.5KE8.2-G	6.63	7.38	9.02	10	12.5	120.00	200
1.5KE8.2A-G	7.02	7.79	8.61	10	12.1	124.00	200
1.5KE9.1-G	7.37	8.19	10.00	1	13.8	109.00	50
1.5KE9.1A-G	7.78	8.65	9.50	1	13.4	112.00	50
1.5KE10-G	8.10	9.00	11.00	1	15.0	100.00	10
1.5KE10A-G	8.55	9.50	10.50	1	14.5	103.00	10
1.5KE11-G	8.92	9.90	12.10	1	16.2	93.00	5
1.5KE11A-G	9.40	10.50	11.60	1	15.6	96.00	5
1.5KE12-G	9.72	10.80	13.20	1	17.3	87.00	5
1.5KE12A-G	10.20	11.40	12.60	1	16.7	90.00	5
1.5KE13-G	10.50	11.70	14.30	1	19.0	79.00	5
1.5KE13A-G	11.10	12.40	13.70	1	18.2	82.00	5
1.5KE15-G	12.10	13.50	16.50	1	22.0	68.00	5
1.5KE15A-G	12.80	14.30	15.80	1	21.2	71.00	5
1.5KE16-G	12.90	14.40	17.60	1	23.5	64.00	5
1.5KE16A-G	13.60	15.20	16.80	1	22.5	67.00	5
1.5KE18-G	14.50	16.20	19.80	1	26.5	56.50	5
1.5KE18A-G	15.30	17.10	18.90	1	25.2	59.50	5
1.5KE20-G	16.20	18.00	22.00	1	29.1	51.50	5
1.5KE20A-G	17.10	19.00	21.00	1	27.7	54.00	5
1.5KE22-G	17.80	19.80	24.20	1	31.9	47.00	5
1.5KE22A-G	18.80	20.90	23.10	1	30.6	49.00	5
1.5KE24-G	19.40	21.60	26.40	1	34.7	43.00	5
1.5KE24A-G	20.50	22.80	25.20	1	33.2	45.00	5
1.5KE27-G	21.80	24.30	29.70	1	39.1	38.50	5
1.5KE27A-G	23.10	25.70	28.40	1	37.5	40.00	5
1.5KE30-G	24.30	27.00	33.00	1	43.5	34.50	5
1.5KE30A-G	25.60	28.50	31.50	1	41.4	36.00	5
1.5KE33-G	26.80	29.70	36.30	1	47.7	31.50	5
1.5KE33A-G	28.20	31.40	34.70	1	45.7	33.00	5
1.5KE36-G	29.10	32.40	39.60	1	52.0	29.00	5
1.5KE36A-G	30.80	34.20	37.80	1	49.9	30.00	5
1.5KE39-G	31.60	35.10	42.90	1	56.4	26.50	5
1.5KE39A-G	33.30	37.10	41.00	1	53.9	28.00	5
1.5KE43-G	34.80	38.70	47.30	1	61.9	24.00	5
1.5KE43A-G	36.80	40.90	45.20	1	59.3	25.30	5
1.5KE47-G	38.10	42.30	51.70	1	67.8	22.20	5
1.5KE47A-G	40.20	44.70	49.40	1	64.8	23.20	5
1.5KE51-G	41.30	45.90	56.10	1	73.5	20.40	5
1.5KE51A-G	43.60	48.50	53.60	1	70.1	21.40	5
1.5KE56-G	45.60	50.40	61.60	1	80.5	18.60	5
1.5KE56A-G	47.80	53.20	58.80	1	77.0	19.50	5
1.5KE62-G	50.20	55.80	68.20	1	89.0	16.90	5
1.5KE62A-G	53.00	58.90	65.10	1	85.0	17.70	5
1.5KE68-G	55.10	61.20	74.80	1	98.0	15.30	5
1.5KE68A-G	58.10	64.60	71.40	1	92.0	16.30	5
1.5KE75-G	60.70	67.50	82.50	1	108.0	13.90	5
1.5KE75A-G	64.10	71.30	78.80	1	103.0	14.60	5
1.5KE82-G	66.40	73.80	90.20	1	118.0	12.70	5
1.5KE82A-G	70.10	77.90	86.10	1	113.0	13.30	5
1.5KE91-G	73.70	81.90	100.00	1	131.0	11.40	5
1.5KE91A-G	77.80	86.50	95.50	1	125.0	12.00	5
1.5KE100-G	81.00	90.00	110.00	1	144.0	10.40	5
1.5KE100A-G	85.50	95.00	105.00	1	137.0	11.00	5
1.5KE110-G	89.20	99.00	121.00	1	158.0	9.50	5
1.5KE110A-G	94.00	105.00	116.00	1	152.0	9.90	5
1.5KE120-G	97.20	108.00	132.00	1	173.0	8.70	5
1.5KE120A-G	102.00	114.00	126.00	1	165.0	9.10	5
1.5KE130-G	105.00	117.00	143.00	1	187.0	8.00	5
1.5KE130A-G	111.00	124.00	137.00	1	179.0	8.40	5
1.5KE150-G	121.00	135.00	165.00	1	215.0	7.00	5
1.5KE150A-G	128.00	143.00	158.00	1	207.0	7.20	5
1.5KE160-G	130.00	144.00	176.00	1	230.0	6.50	5
1.5KE160A-G	136.00	152.00	168.00	1	219.0	6.80	5
1.5KE170-G	138.00	153.00	187.00	1	244.0	6.20	5
1.5KE170A-G	145.00	162.00	179.00	1	234.0	6.40	5
1.5KE180-G	146.00	162.00	198.00	1	258.0	5.80	5
1.5KE180A-G	154.00	171.00	189.00	1	246.0	6.10	5
1.5KE200-G	162.00	180.00	220.00	1	287.0	5.20	5
1.5KE200A-G	171.00	190.00	210.00	1	274.0	5.50	5
1.5KE220-G	175.00	198.00	242.00	1	344.0	4.30	5
1.5KE220A-G	185.00	209.00	231.00	1	328.0	4.60	5
1.5KE250-G	202.00	225.00	275.00	1	360.0	5.00	5
1.5KE250A-G	214.00	237.00	263.00	1	344.0	5.00	5
1.5KE300-G	243.00	270.00	330.00	1	430.0	5.00	5
1.5KE300A-G	256.00	285.00	315.00	1	414.0	5.00	5
1.5KE350-G	284.00	315.00	385.00	1	504.0	4.00	5
1.5KE350A-G	300.00	332.00	368.00	1	482.0	4.00	5
1.5KE400-G	324.00	360.00	440.00	1	574.0	4.00	5
1.5KE400A-G	342.00	380.00	420.00	1	548.0	4.00	5
1.5KE440-G	356.00	396.00	484.00	1	631.0	4.00	5
1.5KE440A-G	376.00	418.00	462.00	1	600.0	4.00	5

Note: 1.5KE220-G~1.5KE440-G have two chips.

## BI-DIRECTIONAL 1500 WATT AXIAL LEAD TVS

BI-DIRECTIONAL PART NUMBER	REVERSE STAND-OFF VOLTAGE VRWM (V)	BREAKDOWN VOLTAGE VBR (V) MIN. @IT	BREAKDOWN VOLTAGE VBR (V) MAX. @IT	TEST CURRENT IT (mA)	MAXIMUM CLAMPING VOLTAGE @Ipp Vc (V)	PEAK PULSE CURRENT Ipp (A)	REVERSE LEAKAGE @VRWM IR (uA)
1.5KE6.8C-G	5.50	6.12	7.48	10	10.8	139.00	2000
1.5KE6.8CA-G	5.80	6.45	7.14	10	10.5	143.00	2000
1.5KE7.5C-G	6.05	6.75	8.25	10	11.7	128.00	1000
1.5KE7.5CA-G	6.40	7.13	7.88	10	11.3	132.00	1000
1.5KE8.2C-G	6.63	7.38	9.02	10	12.5	120.00	400
1.5KE8.2CA-G	7.02	7.79	8.61	10	12.1	124.00	400
1.5KE9.1C-G	7.37	8.19	10.00	1	13.8	109.00	100
1.5KE9.1CA-G	7.78	8.65	9.50	1	13.4	112.00	100
1.5KE10C-G	8.10	9.00	11.00	1	15.0	100.00	20
1.5KE10CA-G	8.55	9.50	10.50	1	14.5	103.00	20
1.5KE11C-G	8.92	9.90	12.10	1	16.2	93.00	10
1.5KE11CA-G	9.40	10.50	11.60	1	15.6	96.00	10
1.5KE12C-G	9.72	10.80	13.20	1	17.3	87.00	5
1.5KE12CA-G	10.20	11.40	12.60	1	16.7	90.00	5
1.5KE13C-G	10.50	11.70	14.30	1	19.0	79.00	5
1.5KE13CA-G	11.10	12.40	13.70	1	18.2	82.00	5
1.5KE15C-G	12.10	13.50	16.50	1	22.0	68.00	5
1.5KE15CA-G	12.80	14.30	15.80	1	21.2	71.00	5
1.5KE16C-G	12.90	14.40	17.60	1	23.5	64.00	5
1.5KE16CA-G	13.60	15.20	16.80	1	22.5	67.00	5
1.5KE18C-G	14.50	16.20	19.80	1	26.5	56.50	5
1.5KE18CA-G	15.30	17.10	18.90	1	25.2	59.50	5
1.5KE20C-G	16.20	18.00	22.00	1	29.1	51.50	5
1.5KE20CA-G	17.10	19.00	21.00	1	27.7	54.00	5
1.5KE22C-G	17.80	19.80	24.20	1	31.9	47.00	5
1.5KE22CA-G	18.80	20.90	23.10	1	30.6	49.00	5
1.5KE24C-G	19.40	21.60	26.40	1	34.7	43.00	5
1.5KE24CA-G	20.50	22.80	25.20	1	33.2	45.00	5
1.5KE27C-G	21.80	24.30	29.70	1	39.1	38.50	5
1.5KE27CA-G	23.10	25.70	28.40	1	37.5	40.00	5
1.5KE30C-G	24.30	27.00	33.00	1	43.5	34.50	5
1.5KE30CA-G	25.60	28.50	31.50	1	41.4	36.00	5
1.5KE33C-G	26.80	29.70	36.30	1	47.7	31.50	5
1.5KE33CA-G	28.20	31.40	34.70	1	45.7	33.00	5
1.5KE36C-G	29.10	32.40	39.60	1	52.0	29.00	5
1.5KE36CA-G	30.80	34.20	37.80	1	49.9	30.00	5
1.5KE39C-G	31.60	35.10	42.90	1	56.4	26.50	5
1.5KE39CA-G	33.30	37.10	41.00	1	53.9	28.00	5
1.5KE43C-G	34.80	38.70	47.30	1	61.9	24.00	5
1.5KE43CA-G	36.80	40.90	45.20	1	59.3	25.30	5
1.5KE47C-G	38.10	42.30	51.70	1	67.8	22.20	5
1.5KE47CA-G	40.20	44.70	49.40	1	64.8	23.20	5
1.5KE51C-G	41.30	45.90	56.10	1	73.5	20.40	5
1.5KE51CA-G	43.60	48.50	53.60	1	70.1	21.40	5
1.5KE56C-G	45.60	50.40	61.60	1	80.5	18.60	5
1.5KE56CA-G	47.80	53.20	58.80	1	77.0	19.50	5
1.5KE62C-G	50.20	55.80	68.20	1	89.0	16.90	5
1.5KE62CA-G	53.00	58.90	65.10	1	85.0	17.70	5
1.5KE68C-G	55.10	61.20	74.80	1	98.0	15.30	5
1.5KE68CA-G	58.10	64.60	71.40	1	92.0	16.30	5
1.5KE75C-G	60.70	67.50	82.50	1	108.0	13.90	5
1.5KE75CA-G	64.10	71.30	78.80	1	103.0	14.60	5
1.5KE82C-G	66.40	73.80	90.20	1	118.0	12.70	5
1.5KE82CA-G	70.10	77.90	86.10	1	113.0	13.30	5
1.5KE91C-G	73.70	81.90	100.00	1	131.0	11.40	5
1.5KE91CA-G	77.80	86.50	95.50	1	125.0	12.00	5
1.5KE100C-G	81.00	90.00	110.00	1	144.0	10.40	5
1.5KE100CA-G	85.50	95.00	105.00	1	137.0	11.00	5
1.5KE110C-G	89.20	99.00	121.00	1	158.0	9.50	5
1.5KE110CA-G	94.00	105.00	116.00	1	152.0	9.90	5
1.5KE120C-G	97.20	108.00	132.00	1	173.0	8.70	5
1.5KE120CA-G	102.00	114.00	126.00	1	165.0	9.10	5
1.5KE130C-G	105.00	117.00	143.00	1	187.0	8.00	5
1.5KE130CA-G	111.00	124.00	137.00	1	179.0	8.40	5
1.5KE150C-G	121.00	135.00	165.00	1	215.0	7.00	5
1.5KE150CA-G	128.00	143.00	158.00	1	207.0	7.20	5
1.5KE160C-G	130.00	144.00	176.00	1	230.0	6.50	5
1.5KE160CA-G	136.00	152.00	168.00	1	219.0	6.80	5
1.5KE170C-G	138.00	153.00	187.00	1	244.0	6.20	5
1.5KE170CA-G	145.00	162.00	179.00	1	234.0	6.40	5
1.5KE180C-G	146.00	162.00	198.00	1	258.0	5.80	5
1.5KE180CA-G	154.00	171.00	189.00	1	246.0	6.10	5
1.5KE200C-G	162.00	180.00	220.00	1	287.0	5.20	5
1.5KE200CA-G	171.00	190.00	210.00	1	274.0	5.50	5
1.5KE220C-G	175.00	198.00	242.00	1	344.0	4.30	5
1.5KE220CA-G	185.00	209.00	231.00	1	328.0	4.60	5
1.5KE250C-G	202.00	225.00	275.00	1	360.0	5.00	5
1.5KE250CA-G	214.00	237.00	263.00	1	344.0	5.00	5
1.5KE300C-G	243.00	270.00	330.00	1	430.0	5.00	5
1.5KE300CA-G	256.00	285.00	315.00	1	414.0	5.00	5
1.5KE350C-G	284.00	315.00	385.00	1	504.0	4.00	5
1.5KE350CA-G	300.00	332.00	368.00	1	482.0	4.00	5
1.5KE400C-G	324.00	360.00	440.00	1	574.0	4.00	5
1.5KE400CA-G	342.00	380.00	420.00	1	548.0	4.00	5
1.5KE440C-G	356.00	396.00	484.00	1	631.0	4.00	5
1.5KE440CA-G	376.00	418.00	462.00	1	600.0	4.00	5

**DISCLAIMER:**

- 1- The information given herein, including the specifications and dimensions, is subject to change without prior notice to improve product characteristics. Before ordering, purchasers are advised to contact the Sensitron Semiconductor sales department for the latest version of the datasheet(s).
- 2- In cases where extremely high reliability is required (such as use in nuclear power control, aerospace and aviation, traffic equipment, medical equipment, and safety equipment), safety should be ensured by using semiconductor devices that feature assured safety or by means of users' fail-safe precautions or other arrangement.
- 3- In no event shall Sensitron Semiconductor be liable for any damages that may result from an accident or any other cause during operation of the user's units according to the datasheet(s). Sensitron Semiconductor assumes no responsibility for any intellectual property claims or any other problems that may result from applications of information, products or circuits described in the datasheets.
- 4- In no event shall Sensitron Semiconductor be liable for any failure in a semiconductor device or any secondary damage resulting from use at a value exceeding the absolute maximum rating.
- 5- No license is granted by the datasheet(s) under any patents or other rights of any third party or Sensitron Semiconductor.
- 6- The datasheet(s) may not be reproduced or duplicated, in any form, in whole or part, without the expressed written permission of Sensitron Semiconductor.
- 7- The products (technologies) described in the datasheet(s) are not to be provided to any party whose purpose in their application will hinder maintenance of international peace and safety nor are they to be applied to that purpose by their direct purchasers or any third party. When exporting these products (technologies), the necessary procedures are to be taken in accordance with related laws and regulations.