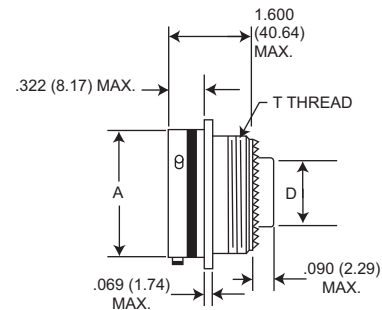
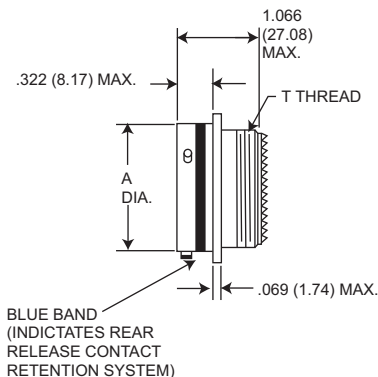
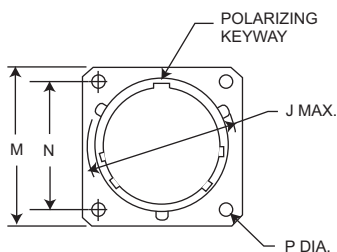


Wall Mounting Receptacle

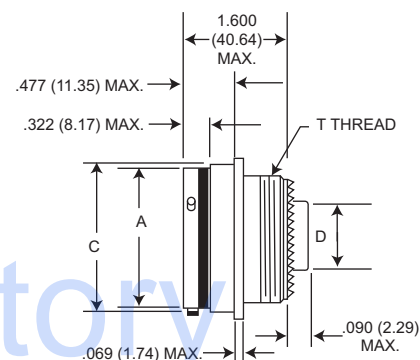
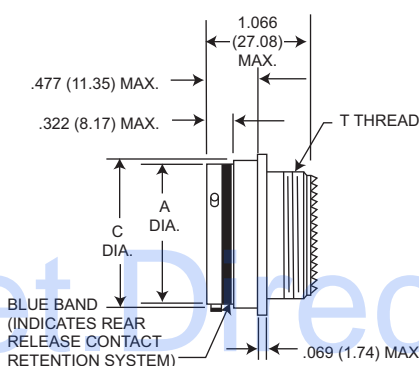
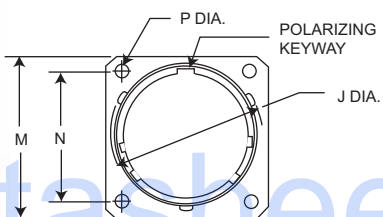
TKJ0



Crimp Piggyback

Wall Mounting Receptacle (Back Panel)

TKJ3



Crimp Piggyback

Shell Size	A Dia. Max.	C Dia. Max.	D Dia. Max.	G Dia. Max.	J Dia. Max.	M Max.	N T.P	P +.005 (0.13) - .010 (0.25)	T Thread
8	.474 (12.04)	.547 (13.89)	.299 (7.59)	.562 (14.27)	.563 (14.30)	.828 (21.03)	.594 (15.09)	.125 (3.18)	.5625-24UNEF-2A
10	.591 (15.01)	.672 (17.06)	.427 (10.85)	.594 (15.08)	.680 (17.27)	.954 (24.23)	.719 (18.26)	.125 (3.18)	11/16-24UNEF-2A
12	.751 (19.08)	.844 (21.43)	.541 (13.74)	.720 (13.28)	.859 (21.82)	1.047 (26.59)	.812 (20.62)	.125 (3.18)	13/16-20UNEF-2A
14	.876 (22.25)	.969 (24.61)	.666 (16.92)	.844 (21.43)	.984 (24.99)	1.141 (28.98)	.906 (23.01)	.125 (3.18)	15/16-20UNEF-2A
16	1.001 (25.43)	1.094 (27.78)	.791 (20.09)	.969 (24.61)	1.108 (28.14)	1.234 (31.34)	.969 (24.61)	.125 (3.18)	1-1/16-18UNEF-2A
18	1.126 (28.60)	1.219 (30.96)	.880 (22.35)	1.063 (27.00)	1.233 (31.32)	1.328 (33.73)	1.062 (26.97)	.125 (3.18)	1-1/16-18UNEF-2A
20	1.251 (31.78)	1.344 (34.13)	1.005 (25.52)	1.188 (30.17)	1.358 (34.49)	1.453 (36.91)	1.156 (27.36)	.125 (3.18)	1-3/16-18UNEF-2A
22	1.376 (34.95)	1.469 (37.31)	1.130 (28.70)	1.313 (33.35)	1.483 (37.67)	1.578 (39.08)	1.250 (31.76)	.125 (3.18)	1-5/16-18UNEF-2A
24	1.501 (38.13)	1.594 (40.48)	1.255 (31.88)	1.438 (36.52)	1.610 (40.89)	1.703 (43.26)	1.375 (34.92)	.152 (3.86)	1-7/16-18UNEF-2A

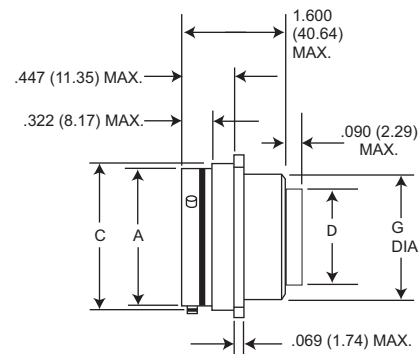
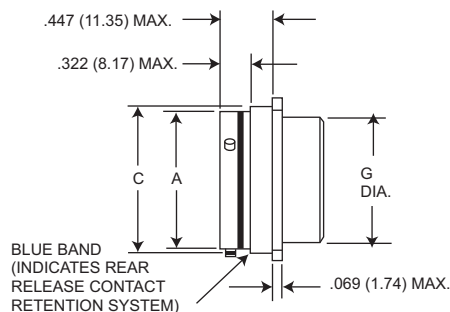
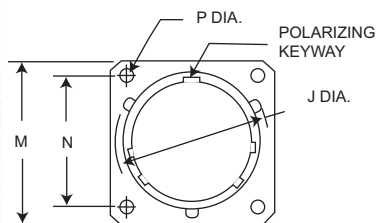
Dimensions shown in inch (mm)
 Specifications and dimensions subject to change

www.ittcannon.com



Box Mounting Receptacle (Back Panel, No Rear Threads)

TKJ5

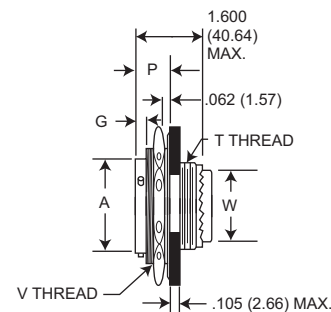
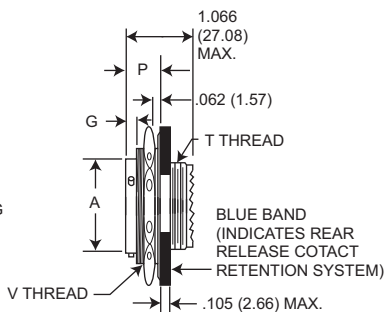
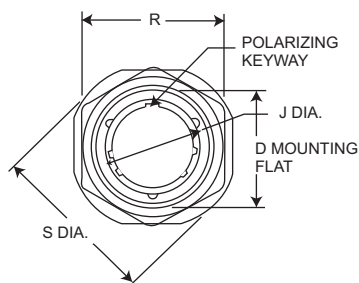


Crimp Piggyback

Shell Size	A Dia. Max.	C Dia. Max.	D Dia. Max.	G Dia. Max.	J Dia. Max.	M Max.	N T.P	P +.005 (0.13) - .010 (0.25)
8	.474 (12.04)	.547 (13.89)	.299 (7.59)	.562 (14.27)	.563 (14.30)	.828 (21.03)	.594 (15.09)	.125 (3.18)
10	.591 (15.01)	.672 (17.06)	.427 (10.85)	.594 (15.08)	.680 (17.27)	.954 (24.23)	.719 (18.26)	.125 (3.18)
12	.751 (19.08)	.844 (21.43)	.541 (13.74)	.720 (18.28)	.859 (21.82)	1.047 (26.59)	.812 (20.62)	.125 (3.18)
14	.876 (22.25)	.969 (24.61)	.666 (16.92)	.844 (21.43)	.984 (24.99)	1.141 (28.98)	.906 (23.01)	.125 (3.18)
16	1.001 (25.42)	1.094 (27.78)	.791 (20.09)	.969 (24.61)	1.108 (28.14)	1.234 (31.24)	.969 (24.61)	.125 (3.18)
18	1.126 (28.60)	1.219 (30.96)	.880 (22.35)	1.063 (27.00)	1.233 (31.32)	1.328 (33.73)	1.062 (26.97)	.125 (3.18)
20	1.251 (31.77)	1.344 (34.13)	1.005 (25.52)	1.188 (30.17)	1.358 (34.49)	1.453 (36.91)	1.156 (29.36)	.125 (3.18)
22	1.376 (34.95)	1.469 (37.31)	1.130 (28.70)	1.313 (33.35)	1.483 (37.67)	1.578 (40.08)	1.250 (31.75)	.125 (3.18)
24	1.501 (38.13)	1.594 (40.48)	1.255 (31.88)	1.438 (36.52)	1.610 (40.89)	1.703 (43.66)	1.375 (34.92)	.152 (3.86)

Jam Nut Receptacle

TKJ7



Crimp Piggyback

Shell Size	C Dia. Max.	D Max.	G Max.	J Max.	P Max.	R Max. Hex.	S Dia. Max.	T Thread	V Thread	W Dia. Max.
8	.474 (12.04)	.818 (20.78)	.145 (3.68)	.563 (14.30)	.443 (11.25)	1.079 (27.41)	1.381 (35.08)	.5625-24UNEF-2A	7/8-20UNEF-2A	.299 (7.59)
10	.591 (15.01)	.942 (23.93)	.145 (3.68)	.680 (17.27)	.443 (11.25)	1.205 (30.61)	1.506 (38.25)	11/16-24UNEF-2A	1-20UNEF-2A	.427 (10.85)
12	.751 (19.08)	1.066 (27.08)	.145 (3.68)	.859 (21.82)	.443 (11.25)	1.329 (33.76)	1.631 (41.43)	13/16-20UNEF-2A	1-1/8-18UNEF-2A	.541 (13.74)
14	.876 (22.25)	1.191 (30.25)	.145 (3.68)	.984 (24.99)	.443 (11.25)	1.455 (36.96)	1.756 (44.60)	15/16-20UNEF-2A	1-1/4-18UNEF-2A	.666 (16.92)
16	1.001 (25.43)	1.321 (33.55)	.145 (3.68)	1.108 (28.14)	.443 (11.25)	1.579 (40.11)	1.944 (49.38)	1-1/16-18UNEF-2A	1-3/8-18UNEF-2A	.791 (20.09)
18	1.126 (28.60)	1.441 (36.60)	.145 (3.68)	1.233 (31.32)	.443 (11.25)	1.705 (43.31)	2.022 (51.36)	1-1/16-18UNEF-2A	1-1/2-18UNEF-2A	.880 (22.35)
20	1.251 (31.78)	1.566 (39.78)	.171 (4.34)	1.358 (34.49)	.469 (11.91)	1.829 (46.46)	2.147 (54.53)	1-3/16-18UNEF-2A	1-5/8-18UNEF-2A	1.005 (25.52)
22	1.376 (33.95)	1.691 (42.95)	.171 (4.34)	1.483 (37.67)	.469 (11.91)	2.017 (51.23)	2.271 (57.68)	1-5/16-18UNEF-2A	1-3/4-18UNEF-2A	1.130 (28.70)
24	1.501 (38.13)	1.816 (46.13)	.171 (4.34)	1.610 (40.89)	.469 (11.91)	2.142 (54.41)	2.396 (60.86)	1-7/16-18UNEF-2A	1-7/8-18UNEF-2A	1.255 (31.88)



Dimensions shown in inch (mm)
Specifications and dimensions subject to change

www.ittcannon.com