

## Feed-through terminal block - UKH 240 BU - 0711852

Please be informed that the data shown in this PDF Document is generated from our Online Catalog. Please find the complete data in the user's documentation. Our General Terms of Use for Downloads are valid (<http://download.phoenixcontact.com>)



Feed-through terminal block, Connection method: Screw connection, Cross section: 70 mm<sup>2</sup> - 240 mm<sup>2</sup>, AWG: 2/0 - 500 kcmil, Width: 36 mm, Height: 123.6 mm, Color: blue, Mounting type: NS 35/15, NS 32

### Product Features

- Large-surface labeling



### Key commercial data

Packing unit	1 1
Weight per Piece (excluding packing)	486.6 GRM
Custom tariff number	85369010
Country of origin	Germany

### Technical data

#### General

Number of levels	1
Number of connections	2
Color	blue
Insulating material	PA
Inflammability class according to UL 94	V0
Maximum load current	415 A (At 240 mm <sup>2</sup> conductor cross section)
Rated surge voltage	8 kV
Pollution degree	3
Surge voltage category	III
Insulating material group	I
Connection in acc. with standard	IEC 60947-7-1
Nominal current I <sub>N</sub>	415 A

# Feed-through terminal block - UKH 240 BU - 0711852

## Technical data

### General

Nominal voltage $U_N$	1000 V
Open side panel	nein

### Dimensions

Width	36 mm
Length	100 mm
Height	123.6 mm
Height NS 35/15	131.5 mm
Height NS 32	129.5 mm

### Connection data

Note	Screws with hexagonal socket
	Note: Product releases, connection cross sections and notes on connecting aluminum cables can be found in the download area.
Conductor cross section solid min.	70 mm <sup>2</sup>
Conductor cross section solid max.	240 mm <sup>2</sup>
Conductor cross section AWG/kcmil min.	2/0
Conductor cross section AWG/kcmil max	500 kcmil
Conductor cross section stranded min.	70 mm <sup>2</sup>
Conductor cross section stranded max.	240 mm <sup>2</sup>
Min. AWG conductor cross section, stranded	2/0
Max. AWG conductor cross section, stranded	500 kcmil
Conductor cross section stranded, with ferrule without plastic sleeve min.	70 mm <sup>2</sup>
Conductor cross section stranded, with ferrule without plastic sleeve max.	185 mm <sup>2</sup>
Conductor cross section stranded, with ferrule with plastic sleeve min.	70 mm <sup>2</sup>
Conductor cross section stranded, with ferrule with plastic sleeve max.	185 mm <sup>2</sup>
2 conductors with same cross section, solid min.	35 mm <sup>2</sup>
2 conductors with same cross section, solid max.	95 mm <sup>2</sup>
2 conductors with same cross section, stranded min.	50 mm <sup>2</sup>
2 conductors with same cross section, stranded max.	95 mm <sup>2</sup>
2 conductors with same cross section, stranded, ferrules without plastic sleeve, min.	35 mm <sup>2</sup>
2 conductors with same cross section, stranded, ferrules without plastic sleeve, max.	50 mm <sup>2</sup>
Cross section with insertion bridge, solid max.	240 mm <sup>2</sup>
Cross section with insertion bridge, stranded max.	185 mm <sup>2</sup>
Connection method	Screw connection
Stripping length	40 mm
Internal cylindrical gage	B15

# Feed-through terminal block - UKH 240 BU - 0711852

## Technical data

### Connection data

Screw thread	M10
Tightening torque, min	25 Nm
Tightening torque max	30 Nm

## Classifications

### eCl@ss

eCl@ss 4.0	27141120
eCl@ss 4.1	27141120
eCl@ss 5.0	27141120
eCl@ss 5.1	27141120
eCl@ss 6.0	27141120
eCl@ss 7.0	27141120
eCl@ss 8.0	27141120

### ETIM

ETIM 2.0	EC000897
ETIM 3.0	EC000897
ETIM 4.0	EC000897
ETIM 5.0	EC000897

### UNSPSC

UNSPSC 6.01	30211811
UNSPSC 7.0901	39121410
UNSPSC 11	39121410
UNSPSC 12.01	39121410
UNSPSC 13.2	39121410

## Approvals

### Approvals

---

#### Approvals

CSA / UL Recognized / DNV / RS / PRS / GL

---

#### Ex Approvals


IECEX / ATEX / FM approved / UL Recognized / cUL Recognized / cULus Recognized


# Feed-through terminal block - UKH 240 BU - 0711852

## Approvals

Approvals submitted

### Approval details

CSA 		
	B	C
mm <sup>2</sup> /AWG/kcmil	500	500
Nominal current I <sub>N</sub>	400 A	400 A
Nominal voltage U <sub>N</sub>	600 V	600 V

UL Recognized 		
	B	C
mm <sup>2</sup> /AWG/kcmil	500	500
Nominal current I <sub>N</sub>	380 A	380 A
Nominal voltage U <sub>N</sub>	600 V	600 V

DNV

RS

PRS

GL

## Accessories

Accessories

Bridge

## Feed-through terminal block - UKH 240 BU - 0711852

### Accessories

Insertion bridge - EB 3-36/UKH - 0201414



Insertion bridge, Number of positions: 3, Color: gray

---

Insertion bridge - EB 2-36/UKH - 0201401



Insertion bridge, Number of positions: 2, Color: gray

---

### End block

End clamp - E/AL-NS 32 - 1201659



End clamp, for end support of UKH 50 - UKH 240, is pushed onto DIN rail NS 32 and fixed with 2 screws, width: 10 mm, color: Aluminum

---

End clamp - E/AL-NS 35 - 1201662



End clamp, for end support of UKH 50 to UKH 240, is pushed onto DIN rail NS 35 and fixed with 2 screws, width: 10 mm, color: aluminum

---

### Labeled terminal marker

Warning label - WS-2K - 1004513



Adhesive warning plate, self-adhesive, black print: lightning flash with mixed version - "Vorsicht Spannung - Attention Danger" size of label: 32 x 26 mm

## Feed-through terminal block - UKH 240 BU - 0711852

### Accessories

---

Zack marker strip - ZB 22 CUS - 0824949



Zack marker strip, Can be ordered: Strip, white, Labeled according to customer specifications, Mounting type: Snap into tall marker groove, For terminal block width: 22 mm, Lettering field: 10.5 x 21.8 mm

### Mounting material

---

Insertion profile - UKH 150/240 EP - 3009244



Insertion profile, Color: silver

### Mounting rail

---

DIN rail - NS 32 PERF 2000MM - 1201002



G-profile DIN rail, material: Steel, perforated, height 15 mm, width 32 mm, length 2 m

DIN rail - NS 32 UNPERF 2000MM - 1201015



G-profile DIN rail, material: Steel, unperforated, height 15 mm, width 32 mm, length 2 m

## Feed-through terminal block - UKH 240 BU - 0711852

### Accessories

DIN rail perforated - NS 35/15 PERF 2000MM - 1201730



DIN rail, material: steel galvanized and passivated with a thick layer, perforated, height 15 mm, width 35 mm, length: 2000 mm

---

DIN rail - NS 35/15 UNPERF 2000MM - 1201714



DIN rail, material: Steel, unperforated, height 15 mm, width 35 mm, length: 2 m

---

DIN rail - NS 35/15 WH PERF 2000MM - 0806602



DIN rail 35 mm (NS 35)

---

DIN rail - NS 35/15 WH UNPERF 2000MM - 1204135



DIN rail 35 mm (NS 35)

---

DIN rail, unperforated - NS 35/15 AL UNPERF 2000MM - 1201756



DIN rail, deep drawn, high profile, unperforated, 1.5 mm thick, material: aluminum, height 15 mm, width 35 mm, length 2000 mm

---

## Feed-through terminal block - UKH 240 BU - 0711852

### Accessories

DIN rail - NS 35/15 ZN PERF 2000MM - 1206599



DIN rail, material: Galvanized, perforated, height 15 mm, width 35 mm, length: 2 m

---

DIN rail - NS 35/15 ZN UNPERF 2000MM - 1206586



DIN rail, material: Galvanized, unperforated, height 15 mm, width 35 mm, length: 2 m

---

DIN rail - NS 35/15 CU UNPERF 2000MM - 1201895



DIN rail, material: Copper, unperforated, 1.5 mm thick, height 15 mm, width 35 mm, length: 2 m

---

End cap - NS 35/15 CAP - 1206573



DIN rail end piece, for DIN rail NS 35/15

---

### Pick-off terminal block

Pick-off terminal block - AGK 10-UKH 150/240 - 3003554



Pick-off terminal block, Connection method: Special and hybrid connection, Cross section: 0.5 mm<sup>2</sup> - 10 mm<sup>2</sup>, AWG: 20 - 8, Width: 10.2 mm, Height: 34.7 mm, Color: gray, Mounting type: On base element

---



## Feed-through terminal block - UKH 240 BU - 0711852

### Accessories

#### Terminal marking

Zack marker strip - ZB 22:UNBEDRUCKT - 0811862



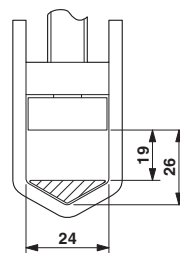
Zack marker strip, Strip, white, Unlabeled, Can be labeled with: Plotter, Mounting type: Snap into tall marker groove, For terminal block width: 22 mm, Lettering field: 10.5 x 21.8 mm

### Drawings

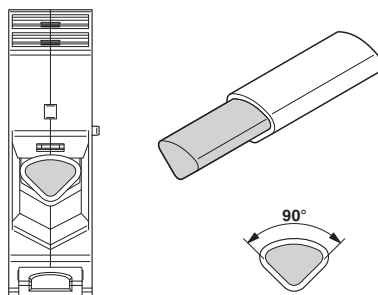
Circuit diagram



Dimensioned drawing



Schematic diagram



Connecting aluminum cables. Further notes can be found in the download area