

TVS

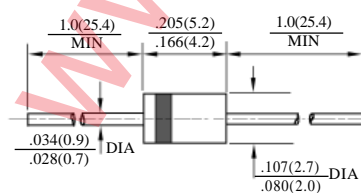
瞬态电压抑制二极管

Transient Voltage Suppressor

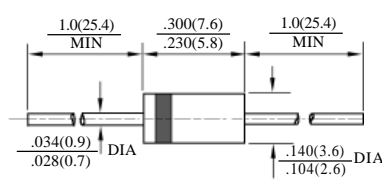
| | | |
|---------------------|---------------|------------------|
| 400WP4KE6.8-440A | 外 型: DO-41 | Outline:DO-41 |
| 600WP6KE6.8-440A | 外 型: DO-15 | Outline:DO-41 |
| 1500W 1.5KE6.8-440A | 外 型: DO-201AD | Outline:DO-201AD |

| 型号 TYPE | 击穿电压 Breakdown Voltage V_{BR} | | $@ I_r$ (mA) | 反向工作电压 Working Peak Reverse Voltage V_{wm} | 最大反向 漏电流 Maximum Reverse Leakage Current $I_D(V_{wm})$ | 最大峰值 浪涌电流 Maximum Peak Impulse Surge Current I_{PPM} | | | 最大箝位电压 Maximun Clamping Voltage $V_C(@I_{PPM})$ | V_{BR} 最大温度系数 Maximun Temperature Coefficient of V_{BR} (%/ °C) |
|------------|--|------|-----------------|---|--|--|------|-------|---|--|
| | (V) | | | | | (A) | | | | |
| | Min | Max | | | | 400W | 600W | 1500W | | |
| 6.8 | 6.12 | 7.48 | 10 | 5.50 | 1000 | 38 | 56 | 139 | 10.8 | 0.057 |
| 6.8A | 6.45 | 7.14 | | 5.80 | 1000 | 40 | 57 | 143 | 10.5 | 0.057 |
| 7.5 | 6.75 | 8.25 | | 6.05 | 500 | 36 | 51 | 128 | 11.7 | 0.061 |
| 7.5A | 7.13 | 7.88 | | 6.40 | 500 | 37 | 53 | 132 | 11.3 | 0.061 |
| 8.2 | 7.38 | 9.02 | | 6.63 | 200 | 33 | 48 | 120 | 12.5 | 0.065 |
| 8.2A | 7.79 | 8.61 | | 7.20 | 200 | 35 | 50 | 124 | 12.1 | 0.065 |
| 9.1 | 8.19 | 10.0 | 1.0 | 7.37 | 50 | 30 | 44 | 109 | 13.8 | 0.068 |
| 9.1A | 8.65 | 9.55 | | 7.78 | 50 | 31 | 45 | 112 | 13.4 | 0.068 |
| 10 | 9.00 | 11.0 | | 8.10 | 10 | 28 | 40 | 100 | 15.0 | 0.073 |
| 10A | 9.50 | 10.5 | | 8.55 | 10 | 29 | 41 | 103 | 14.5 | 0.073 |
| 11 | 9.90 | 12.1 | 1.0 | 8.92 | 5.0 | 26 | 37 | 93.0 | 16.2 | 0.075 |
| 11A | 10.5 | 11.6 | | 9.40 | | 27 | 38 | 96.0 | 15.6 | 0.075 |
| 12 | 10.8 | 13.2 | | 9.72 | | 24 | 35 | 87.0 | 17.3 | 0.076 |
| 12A | 11.4 | 12.6 | | 10.2 | | 25 | 36 | 90.0 | 16.7 | 0.078 |
| 13 | 11.7 | 14.3 | | 10.5 | | 22 | 32 | 79.0 | 19.0 | 0.081 |
| 13A | 12.4 | 13.7 | | 11.1 | | 23 | 33 | 82.0 | 18.2 | 0.081 |
| 15 | 13.5 | 16.5 | 1.0 | 12.1 | 5.0 | 19 | 27 | 68.0 | 22.0 | 0.084 |
| 15A | 15.3 | 15.8 | | 12.8 | | 20 | 28 | 71.0 | 21.2 | 0.084 |
| 16 | 14.4 | 17.6 | | 12.9 | | 18 | 26 | 64.0 | 23.5 | 0.086 |
| 16A | 15.2 | 16.8 | | 13.6 | | 19 | 27 | 67.0 | 22.5 | 0.086 |
| 18 | 16.2 | 19.8 | | 14.5 | | 16 | 23 | 56.5 | 26.5 | 0.088 |
| 18A | 17.1 | 18.9 | | 15.3 | | 17 | 24 | 59.5 | 25.2 | 0.088 |
| 20 | 18.0 | 22.0 | 1.0 | 16.2 | 5.0 | 14 | 21 | 51.5 | 29.1 | 0.090 |
| 20A | 19.0 | 21.0 | | 17.1 | | 15 | 22 | 54.0 | 27.7 | 0.090 |
| 22 | 19.8 | 24.2 | | 17.8 | | 13 | 19 | 47.0 | 31.9 | 0.092 |
| 22A | 20.9 | 23.1 | | 18.8 | | 14 | 20 | 49.0 | 30.6 | 0.092 |
| 24 | 21.6 | 26.4 | | 19.4 | | 12 | 17 | 43.0 | 34.7 | 0.094 |
| 24A | 22.8 | 25.2 | | 20.5 | | 13 | 18 | 45.0 | 33.2 | 0.094 |

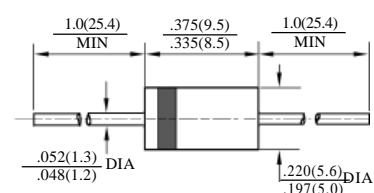
 备注: 型号后带“A”标记, 表示 V_{BR} 范围 $\pm 5\% V_{BR}$ (标称) 无标记表示 V_{BR} 范围 $\pm 10\% V_{BR}$ (标称)

 Note: Devices with suffix "A" mean its V_{BR} range of $\pm 5\%$; Devices without suffix "A" indicate its V_{BR} range of $\pm 10\%$.


DO - 41



DO - 15



DO - 201AD

瞬态电压抑制二极管(TVS)

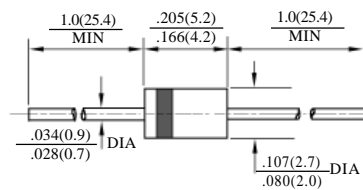
Transient Voltage Suppressor(TVS)

400WP4KE6.8-440A 外 型: DO-41 Outline:DO-41
 600WP6KE6.8-440A 外 型: DO-15 Outline:DO-41
 1500W 1.5KE6.8-440A 外 型: DO-201AD Outline:DO-201AD

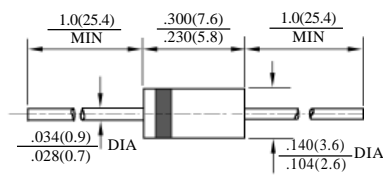
| 型 号 TYPE | 击穿电压 Breakdown Voltage V_{BR} | | @ I_r (mA) | 反向工作电压 Working Peak Reverse Voltage V_{wm} (V) | 最大反向 漏电流 Maximum Reverse Leakage Current $I_D(V_{wm})$ (μ A) | 最大峰值 浪涌电流 Maximum Peak Impulse Surge Current I_{PPM} (A) | | | 最大箝位电压 Maximun Clamping Voltage $V_c(@I_{PPM})$ | V_{BR} 最大温度系数 Maximun Temperature Coefficient of V_{BR} (%/ °C) |
|-------------|--|------|-----------------|--|--|--|------|------|---|--|
| | (V) | | | | | (A) | | | | |
| | Min | Max | | | | 400W | 600W | 500W | | |
| 27 | 24.3 | 29.7 | 1.0 | 21.8 | 5.0 | 11 | 15.0 | 38.5 | 39.1 | 0.096 |
| 27A | 25.7 | 28.4 | | 23.1 | | 11.2 | 16.0 | 40.0 | 37.5 | 0.096 |
| 30 | 27.0 | 33.0 | | 24.3 | | 10 | 14.0 | 34.5 | 43.5 | 0.097 |
| 30A | 28.5 | 31.5 | | 25.6 | | 10 | 14.4 | 36.0 | 41.4 | 0.097 |
| 33 | 29.7 | 36.3 | | 26.8 | | 9.0 | 12.6 | 31.5 | 47.7 | 0.098 |
| 33A | 31.4 | 31.7 | | 28.2 | | 8.0 | 13.2 | 33.0 | 45.7 | 0.098 |
| 36 | 32.4 | 39.6 | 1.0 | 29.1 | 5.0 | 8.0 | 11.6 | 29.0 | 52.0 | 0.099 |
| 36A | 34.2 | 37.8 | | 30.8 | | 8.4 | 12.0 | 30.0 | 49.9 | 0.099 |
| 39 | 35.1 | 42.9 | | 31.6 | | 7.4 | 10.6 | 26.5 | 56.4 | 0.100 |
| 39A | 37.1 | 41.0 | | 33.3 | | 7.8 | 11.2 | 28.0 | 53.9 | 0.100 |
| 43 | 38.7 | 47.3 | | 34.8 | | 6.8 | 9.6 | 24.0 | 61.9 | 0.101 |
| 43A | 40.9 | 45.2 | | 36.8 | | 7.1 | 10.1 | 25.3 | 59.3 | 0.101 |
| 47 | 42.3 | 51.7 | 1.0 | 38.1 | 5.0 | 6.2 | 8.9 | 22.2 | 67.8 | 0.101 |
| 47A | 44.7 | 49.4 | | 40.2 | | 5.0 | 9.3 | 23.2 | 64.8 | 0.101 |
| 51 | 45.9 | 56.1 | | 41.3 | | 5.7 | 8.2 | 20.4 | 73.5 | 0.102 |
| 51A | 48.5 | 53.6 | | 43.6 | | 6.0 | 8.6 | 21.4 | 70.1 | 0.102 |
| 56 | 50.4 | 61.6 | | 45.4 | | 5.2 | 7.4 | 18.6 | 80.5 | 0.103 |
| 56A | 53.2 | 58.8 | | 47.8 | | 5.5 | 7.8 | 19.5 | 77.0 | 0.103 |
| 62 | 55.8 | 68.2 | 1.0 | 50.2 | 5.0 | 4.7 | 6.8 | 16.9 | 89.0 | 0.104 |
| 62A | 58.9 | 65.1 | | 53.0 | | 5.0 | 7.1 | 17.7 | 85.0 | 0.104 |
| 68 | 61.2 | 74.8 | | 58.1 | | 4.3 | 6.1 | 15.3 | 92.0 | 0.104 |
| 68A | 64.6 | 71.4 | | 58.1 | | 4.6 | 6.5 | 16.3 | 92.0 | 0.104 |
| 75 | 67.5 | 82.5 | | 60.7 | | 3.9 | 5.5 | 13.9 | 108 | 0.105 |
| 75A | 71.3 | 78.8 | | 64.1 | | 4.1 | 5.8 | 14.6 | 103 | 0.105 |

备注: 型号后带“A”标记, 表示 V_{BR} 范围 $\pm 5\% V_{BR}$ (标称) 无标记表示 V_{BR} 范围 $\pm 10\% V_{BR}$ (标称)

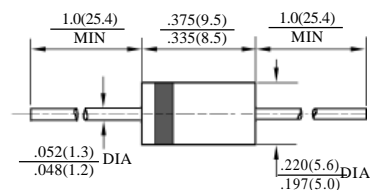
Note: Devices with suffix "A" mean its V_{BR} range of $\pm 5\%$; Devices without suffix "A" indicate its V_{BR} range of $\pm 10\%$.



DO - 41



DO - 15



DO - 201AD

瞬态电压抑制二极管(TVS)

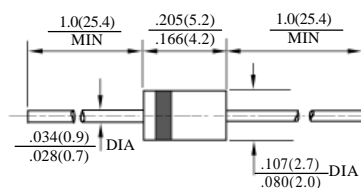
Transient Voltage Suppressor(TVS)

400WP4KE6.8-440A 外 型: DO-41 Outline:DO-41
 600WP6KE6.8-440A 外 型: DO-15 Outline:DO-41
 1500W 1.5KE6.8-440A 外 型: DO-201AD Outline:DO-201AD

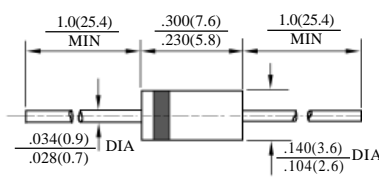
| 型 号 TYPE | 击穿电压 Breakdown Voltage V _{BR} | | @ I _r | 反向工作电压 Working Peak Reverse Voltage V _{wm} | 最大反向 漏电流 Maximum Reverse Leakage I _b (V _{wm}) | 最大峰值 浪涌电流 Maximum Peak Impulse Surge Current I _{PPM} | | | 最大箝位电压 Maximun Clamping Voltage V _c (@I _{PPM}) | V _{BR} 最大温度系数 Maximun Temperature Coefficient of V _{BR} | | |
|-------------|---|------|------------------|--|---|---|------|-------|---|---|----------------|---------|
| | (V) | | | | | (A) | | | | | V _c | (%/ °C) |
| | Min | Max | | | | 400W | 600W | 1500W | | | | |
| 82 | 73.8 | 90.2 | 1.0 | 66.4 | 5.0 | 3.6 | 5.1 | 12.7 | 118 | 0.105 | | |
| 82A | 77.9 | 86.1 | | 70.1 | | 3.7 | 5.3 | 13.3 | 113 | | | |
| 91 | 81.9 | 100 | | 73.7 | | 3.2 | 4.5 | 11.4 | 131 | 0.106 | | |
| 91A | 86.5 | 95.5 | | 77.8 | | 3.4 | 4.8 | 12.0 | 125 | | | |
| 100 | 90.0 | 110 | | 81.0 | | 2.9 | 4.2 | 10.4 | 144 | | | |
| 100A | 95.0 | 105 | 85.5 | 3.1 | 4.4 | 11.0 | 137 | | | | | |
| 110 | 99.0 | 121 | 1.0 | 89.2 | 5.0 | 2.7 | 3.8 | 9.5 | 158 | 0.107 | | |
| 110A | 105 | 116 | | 94.0 | | 2.8 | 4.0 | 9.9 | 152 | | | |
| 120 | 108 | 132 | | 97.2 | | 2.4 | 3.5 | 8.7 | 173 | | | |
| 120A | 114 | 126 | | 102 | | 2.5 | 3.6 | 9.1 | 165 | | | |
| 130 | 117 | 143 | | 105 | | 2.2 | 3.2 | 8.0 | 187 | | | |
| 130A | 124 | 137 | 111 | 2.3 | 3.3 | 8.4 | 179 | | | | | |
| 150 | 135 | 165 | 1.0 | 121 | 5.0 | 2.0 | 2.8 | 7.0 | 215 | 0.108 | | |
| 150A | 143 | 158 | | 128 | | 2.0 | 2.9 | 7.2 | 207 | | | |
| 160 | 144 | 176 | | 130 | | 1.8 | 2.6 | 6.5 | 230 | | | |
| 160A | 152 | 168 | | 136 | | 1.9 | 2.7 | 6.8 | 219 | | | |
| 170 | 153 | 187 | | 138 | | 1.7 | 2.5 | 6.2 | 244 | | | |
| 170A | 162 | 179 | 145 | 1.8 | 2.6 | 6.4 | 234 | | | | | |
| 180 | 162 | 198 | 1.0 | 146 | 5.0 | 1.6 | 2.3 | 5.8 | 258 | 0.108 | | |
| 180A | 171 | 189 | | 154 | | 1.7 | 2.4 | 6.1 | 246 | | | |
| 200 | 180 | 220 | | 162 | | 1.5 | 2.1 | 5.2 | 287 | | | |
| 200A | 190 | 210 | | 171 | | 1.53 | 2.2 | 5.5 | 274 | | | |
| 220 | 198 | 242 | | 175 | | 1.16 | 1.75 | 4.3 | 344 | | | |
| 220A | 209 | 231 | 185 | 1.22 | 1.83 | 4.6 | 328 | | | | | |
| 250 | 225 | 275 | 1.0 | 202 | 5.0 | 1.11 | 1.67 | 5.0 | 360 | 0.110 | | |
| 250A | 237 | 267 | | 214 | | 1.16 | 1.75 | 5.0 | 344 | | | |
| 300 | 270 | 330 | | 243 | | 0.93 | 1.40 | 5.0 | 430 | | | |
| 300A | 285 | 315 | | 256 | | 0.97 | 1.45 | 5.0 | 414 | | | |
| 350 | 315 | 385 | | 284 | | 0.79 | 1.20 | 4.0 | 504 | | | |
| 350A | 332 | 368 | 300 | 0.83 | 1.25 | 4.0 | 482 | | | | | |
| 400 | 360 | 440 | 1.0 | 324 | 5.0 | 0.70 | 1.05 | 4.0 | 574 | 0.110 | | |
| 400A | 380 | 420 | | 342 | | 0.73 | 1.10 | 4.0 | 548 | | | |
| 440 | 396 | 484 | | 356 | | 0.95 | 0.95 | 2.38 | 631 | | | |
| 440A | 418 | 462 | | 376 | | 1.0 | 1.0 | 2.50 | 602 | | | |

备注: 型号后带“A” 标记, 表示 V_{BR} 范围 ± 5% V_{BR} (标称) 无标记表示 V_{BR} 范围 ± 10% V_{BR} (标称)

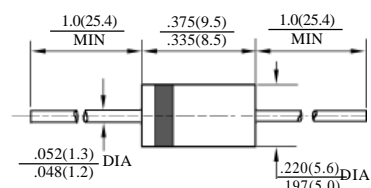
Note: Devices with suffix "A" mean its V_{BR} range of ±5%; Devices without suffix "A" indicate its V_{BR} range of ±10%.



DO - 41



DO - 15



DO - 201AD

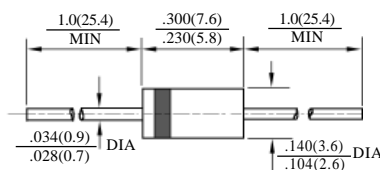
瞬态电压抑制二极管(TVS) Transient Voltage Suppressor(TVS)

500W SA5.0-SA170A 外型: DO-15 Outline:DO-

15

| 型号 TYPE | 击穿电压 Breakdown Voltage V_{BR} | | @ I_r (mA) | 反向工作电压 Working Peak Reverse Voltage V_{wm} (V) | 最大反向 漏电流 Maximum Reverse Leakage Current $I_D(V_{WM})$ (μ A) | 最大峰值 浪涌电流 Maximum Peak Impulse Surge Current I_{PPM} (A) | 最大箝位电压 Maximun Clamping Voltage $V_C(@I_{PPM})$ | V_{BR} 最大温度系数 Maximun Temperature Coefficient of V_{BR} (%/ $^{\circ}$ C) |
|------------|--|------|-----------------|--|--|---|---|--|
| | Min | Max | | | | | | |
| SA5.0 | 6.40 | 7.30 | 10 | 5.0 | 600 | 52.0 | 9.60 | 5.0 |
| SA5.0A | 6.40 | 7.00 | | 5.0 | | 54.3 | 9.20 | 5.0 |
| SA6.0 | 6.67 | 8.15 | | 6.0 | | 43.9 | 11.4 | 5.0 |
| SA6.0A | 6.67 | 7.37 | | 6.0 | | 48.5 | 10.3 | 5.0 |
| SA6.5 | 7.22 | 8.82 | | 6.5 | 40.7 | 12.3 | 5.0 | |
| SA6.5A | 7.22 | 7.98 | | 6.5 | 44.7 | 11.2 | 5.0 | |
| SA7.0 | 7.78 | 9.51 | | 7.0 | 37.8 | 13.3 | 6.0 | |
| SA7.0A | 7.78 | 8.60 | | 7.0 | 41.7 | 12.0 | 6.0 | |
| SA7.5 | 8.33 | 10.2 | 1.0 | 7.5 | 50 | 35.0 | 14.3 | 7.0 |
| SA7.5A | 8.33 | 9.21 | | 7.5 | 38.8 | 12.9 | 7.0 | |
| SA8.0 | 8.89 | 10.9 | | 8.0 | 25 | 33.3 | 15.0 | 7.0 |
| SA8.0A | 8.89 | 9.83 | | 8.0 | 36.7 | 13.6 | 7.0 | |
| SA8.5 | 9.44 | 11.5 | | 8.5 | 10 | 31.4 | 15.9 | 8.0 |
| SA8.5A | 9.44 | 10.4 | | 8.5 | 34.7 | 14.4 | 8.0 | |
| SA9.0 | 10.0 | 12.2 | | 9.0 | 5.0 | 29.5 | 16.9 | 9.0 |
| SA9.0A | 10.0 | 11.1 | | 9.0 | 32.5 | 15.4 | 9.0 | |
| SA10 | 11.1 | 13.6 | 1.0 | 10.0 | 1.0 | 26.6 | 18.8 | 10.0 |
| SA10A | 11.1 | 12.3 | | 10.0 | | 29.4 | 17.0 | 10.0 |
| SA11 | 12.2 | 14.9 | | 11.0 | | 24.9 | 20.1 | 11.0 |
| SA11A | 12.2 | 13.5 | | 11.0 | | 27.4 | 18.2 | 11.0 |
| SA12 | 13.3 | 16.3 | | 12.0 | | 22.7 | 22.0 | 12.0 |
| SA12A | 13.3 | 14.7 | | 12.0 | | 25.1 | 19.1 | 12.0 |
| SA13 | 14.4 | 17.6 | | 13.0 | | 21.0 | 23.8 | 13.0 |
| SA13A | 14.4 | 15.9 | | 13.0 | | 23.2 | 21.5 | 13.0 |
| SA14 | 15.6 | 19.1 | 1.0 | 14.0 | 1.0 | 19.4 | 25.8 | 14.0 |
| SA14A | 15.6 | 17.2 | | 14.0 | | 21.5 | 23.2 | 14.0 |
| SA15 | 16.7 | 20.4 | | 15.0 | | 18.8 | 26.9 | 16.0 |
| SA15A | 16.7 | 18.5 | | 15.0 | | 20.6 | 24.4 | 16.0 |
| SA16 | 17.8 | 21.8 | | 16.0 | | 17.6 | 28.8 | 19.0 |
| SA16A | 17.8 | 19.7 | | 16.0 | | 17.6 | 26.0 | 17.0 |
| SA17 | 18.9 | 23.1 | | 17.0 | | 16.4 | 30.5 | 20.0 |
| SA17A | 18.9 | 20.9 | | 17.0 | | 16.1 | 27.6 | 19.0 |

 备注: 型号后带“A”标记, 表示 V_{BR} 范围 $\pm 5\%$ V_{BR} (标称) 无标记表示 V_{BR} 范围 $\pm 10\%$ V_{BR} (标称)

 Note: Devices with suffix "A" mean its V_{BR} range of $\pm 5\%$; Devices without suffix "A" indicate its V_{BR} range of $\pm 10\%$.


DO - 15

瞬态电压抑制二极管 (TVS)

Transient Voltage Suppressor (TVS)

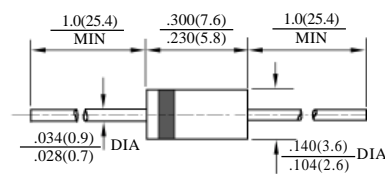
500W SA5.0-SA170A

外 型: DO-15

Outline:DO-15

| 型 号 TYPE | 击穿电压 Breakdown Voltage V_{BR} | | $@ I_r$ | 反向工作电压 Working Peak Reverse Voltage V_{wm} | 最大反向 漏电流 Maximum Reverse Leakage Current $I_D(V_{WM})$ | 最大峰值 浪涌电流 Maximum Peak Impulse Surge Current I_{PPM} | 最大箝位电压 Maximum Clamping Voltage $V_C(@I_{PPM})$ | V_{BR} 最大温度系数 Maximum Temperature Coefficient of V_{BR} |
|-------------|--|------|---------|---|--|---|---|---|
| | Min | Max | | (V) | (μA) | (A) | V_C | (%/ °C) |
| SA18 | 20.0 | 24.4 | 1.0 | 18.0 | 1.0 | 15.5 | 32.2 | 21.0 |
| SA18A | 20.0 | 22.1 | | 18.0 | | 17.2 | 29.2 | 20.0 |
| SA20 | 22.2 | 27.1 | | 20.0 | | 13.9 | 35.8 | 25.0 |
| SA20A | 22.2 | 24.5 | | 20.0 | | 15.4 | 32.4 | 23.0 |
| SA22 | 24.4 | 29.8 | | 22.0 | | 12.7 | 39.4 | 28.0 |
| SA22A | 24.4 | 26.9 | | 22.0 | | 14.1 | 35.5 | 25.0 |
| SA24 | 26.7 | 32.6 | 1.0 | 24.0 | 1.0 | 11.6 | 43.0 | 31.0 |
| SA24A | 26.7 | 29.5 | | 24.0 | | 12.8 | 38.9 | 28.0 |
| SA26 | 28.9 | 35.3 | | 26.0 | | 10.7 | 46.6 | 31.0 |
| SA26A | 28.9 | 31.9 | | 26.0 | | 11.9 | 42.1 | 30.0 |
| SA28 | 31.1 | 38.0 | | 28.0 | | 9.9 | 50.1 | 35.0 |
| SA28A | 31.1 | 34.4 | | 28.0 | | 11.0 | 45.4 | 31.0 |
| SA30 | 33.3 | 40.7 | 1.0 | 30.0 | 1.0 | 9.3 | 53.5 | 39.0 |
| SA30A | 33.3 | 36.8 | | 30.0 | | 10.3 | 48.4 | 36.0 |
| SA33 | 36.7 | 44.9 | | 33.0 | | 8.5 | 59.0 | 42.0 |
| SA33A | 36.7 | 40.6 | | 33.0 | | 9.4 | 53.3 | 39.0 |
| SA36 | 40.0 | 48.9 | | 36.0 | | 7.8 | 64.3 | 46.0 |
| SA36A | 40.0 | 44.2 | | 36.0 | | 8.5 | 58.1 | 41.0 |
| SA40 | 44.4 | 54.3 | 1.0 | 40.0 | 1.0 | 7.0 | 71.4 | 51.0 |
| SA40A | 44.4 | 49.1 | | 40.0 | | 7.8 | 64.5 | 46.0 |
| SA43 | 47.8 | 58.4 | | 43.0 | | 6.5 | 76.7 | 55.0 |
| SA43A | 47.8 | 52.8 | | 43.0 | | 7.2 | 69.4 | 50.0 |
| SA45 | 50.0 | 61.1 | | 45.0 | | 6.2 | 80.3 | 58.0 |
| SA45A | 50.0 | 55.3 | | 45.0 | | 6.9 | 72.7 | 52.0 |
| SA48 | 53.3 | 65.2 | 1.0 | 48.0 | 1.0 | 5.8 | 85.5 | 63.0 |
| SA48A | 53.3 | 58.9 | | 48.0 | | 6.5 | 77.4 | 56.0 |
| SA51 | 56.7 | 69.3 | | 51.0 | | 5.5 | 91.1 | 66.0 |
| SA51A | 56.7 | 62.7 | | 51.0 | | 6.1 | 82.4 | 61.0 |
| SA54 | 60.0 | 73.3 | | 54.0 | | 5.2 | 96.3 | 71.0 |
| SA54A | 60.0 | 66.3 | | 54.0 | | 5.7 | 87.1 | 65.0 |
| SA58 | 64.4 | 78.7 | 1.0 | 58.0 | 1.0 | 4.9 | 103 | 78.0 |
| SA58A | 64.4 | 71.2 | | 58.0 | | 5.3 | 93.6 | 70.0 |

 备注: 型号后带“A”标记, 表示 V_{BR} 范围 $\pm 5\% V_{BR}$ (标称) 无标记表示 V_{BR} 范围 $\pm 10\% V_{BR}$ (标称)

 Note: Devices with suffix "A" mean its V_{BR} range of $\pm 5\%$; Devices without suffix "A" indicate its V_{BR} range of $\pm 10\%$.


DO - 15

瞬态电压抑制二极管 (TVS) Transient Voltage Suppressor (TVS)

500W SA5.0-SA170A

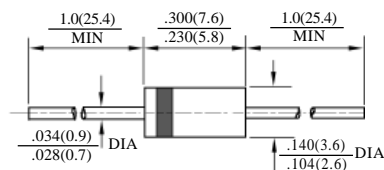
外型: DO-15

Outline:DO-15

| 型号 TYPE | 击穿电压 Breakdown Voltage V_{BR} | | @ I_r (mA) | 反向工作电压 Working Peak Reverse Voltage V_{WM} (V) | 最大反向 漏电流 Maximum Reverse Leakage $I_D(V_{WM})$ (μ A) | 最大峰值 浪涌电流 Maximum Peak Impulse Surge Current I_{PPM} (A) | 最大箝位电压 Maximun Clamping Voltage $V_C(@I_{PPM})$ | V_{BR} 最大温度系数 Maximun Temperature Coefficient of V_{BR} (%/ °C) |
|------------|--|------|-----------------|--|---|---|---|--|
| | Min | Max | | | | | | |
| SA60 | 66.7 | 81.5 | 1.0 | 60.0 | 1.0 | 4.7 | 107 | 80.0 |
| SA60A | 66.7 | 73.7 | | 60.0 | | 5.2 | 96.8 | 71.0 |
| SA64 | 71.0 | 86.4 | | 64.0 | | 4.4 | 114 | 86.0 |
| SA64A | 71.0 | 78.6 | | 64.0 | | 4.9 | 103 | 76.0 |
| SA70 | 77.8 | 95.1 | | 70.0 | | 4.0 | 125 | 94.0 |
| SA70A | 77.8 | 86.0 | | 70.0 | | 4.4 | 113 | 85.0 |
| SA75 | 83.3 | 102 | 1.0 | 75.0 | 1.0 | 3.7 | 134 | 101 |
| SA75A | 83.3 | 92.1 | | 75.0 | | 4.1 | 121 | 91 |
| SA78 | 86.7 | 106 | | 78.0 | | 3.6 | 139 | 105 |
| SA78A | 86.7 | 95.8 | | 78.0 | | 4.0 | 126 | 95.0 |
| SA85 | 94.9 | 115 | | 85.0 | | 3.3 | 151 | 114 |
| SA85A | 94.9 | 104 | | 85.0 | | 3.6 | 137 | 103 |
| SA90 | 100 | 122 | 1.0 | 90.0 | 1.0 | 3.1 | 160 | 121 |
| SA90A | 100 | 111 | | 90.0 | | 3.4 | 146 | 110 |
| SA100 | 111 | 136 | | 100 | | 2.8 | 169 | 135 |
| SA100A | 111 | 123 | | 100 | | 2.8 | 156 | 123 |
| SA110 | 122 | 149 | | 110 | | 2.6 | 196 | 148 |
| SA110A | 122 | 135 | | 110 | | 2.8 | 177 | 133 |
| SA120 | 133 | 163 | 1.0 | 120 | 1.0 | 2.3 | 214 | 162 |
| SA120A | 133 | 147 | | 120 | | 2.0 | 193 | 146 |
| SA130 | 144 | 176 | | 130 | | 2.2 | 230 | 175 |
| SA130A | 144 | 159 | | 130 | | 2.4 | 209 | 158 |
| SA150 | 167 | 204 | | 150 | | 1.9 | 268 | 203 |
| SA150A | 167 | 185 | | 150 | | 2.1 | 243 | 184 |
| SA160 | 178 | 218 | 1.0 | 160 | 1.0 | 1.7 | 287 | 217 |
| SA160A | 178 | 197 | | 160 | | 1.9 | 259 | 196 |
| SA170 | 189 | 231 | | 170 | | 1.6 | 304 | 230 |
| SA170A | 189 | 209 | | 170 | | 1.8 | 275 | 208 |

备注: 型号后带“A”标记, 表示 V_{BR} 范围 $\pm 5\%$ V_{BR} (标称) 无标记表示 V_{BR} 范围 $\pm 10\%$ V_{BR} (标称)

Note: Devices with suffix "A" mean its V_{BR} range of $\pm 5\%$; Devices without suffix "A" indicate its V_{BR} range of $\pm 10\%$.



DO - 15