

**GLASS PASSIVATED RECTIFIERS**

REVERSE VOLTAGE - **50 to 1000** Volts  
FORWARD CURRENT - **3.0** Amperes

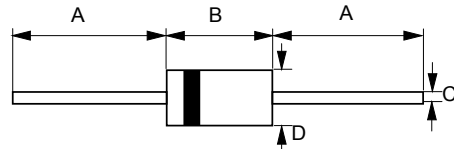
**FEATURES**

- Glass passivated chip
- Low reverse leakage current
- Low forward voltage drop
- High current capability
- Plastic material has UL flammability classification 94V-0

**MECHANICAL DATA**

- Case : JEDEC DO-201AD molded plastic
- Polarity : Color band denotes cathode
- Weight : 0.04 ounces, 1.1 grams
- Mounting position : Any

**DO-201AD**



DO-201AD		
Dim.	Min.	Max.
A	25.4	-
B	7.30	9.50
C	1.20	1.30
D	4.80	5.30
All Dimensions in millimeter		

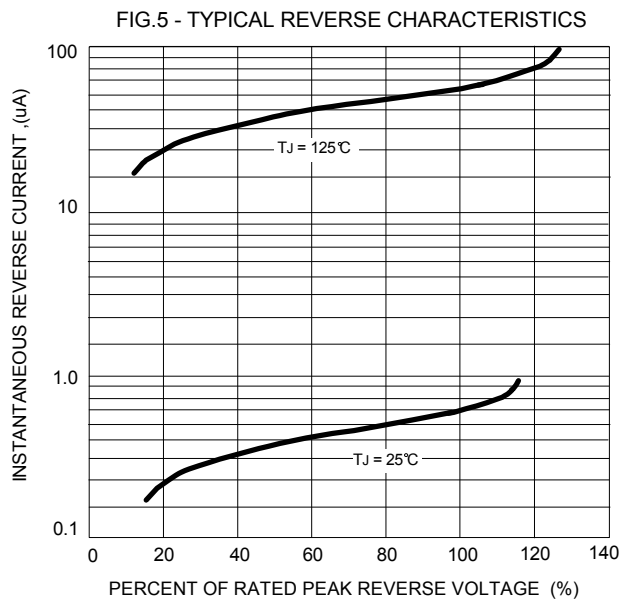
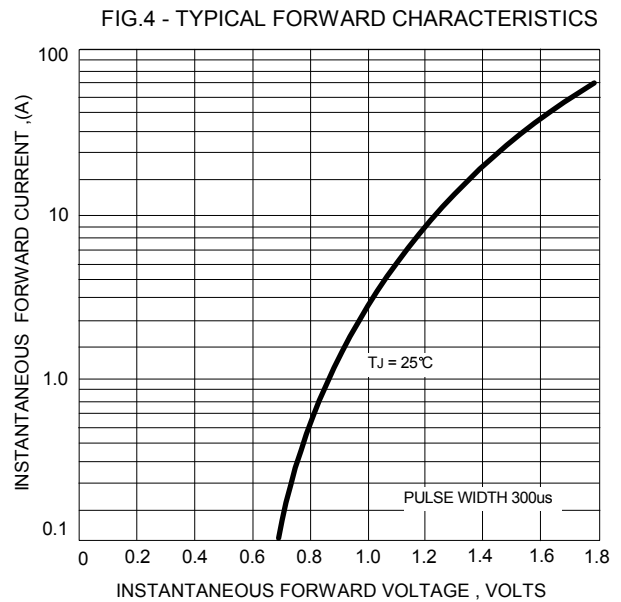
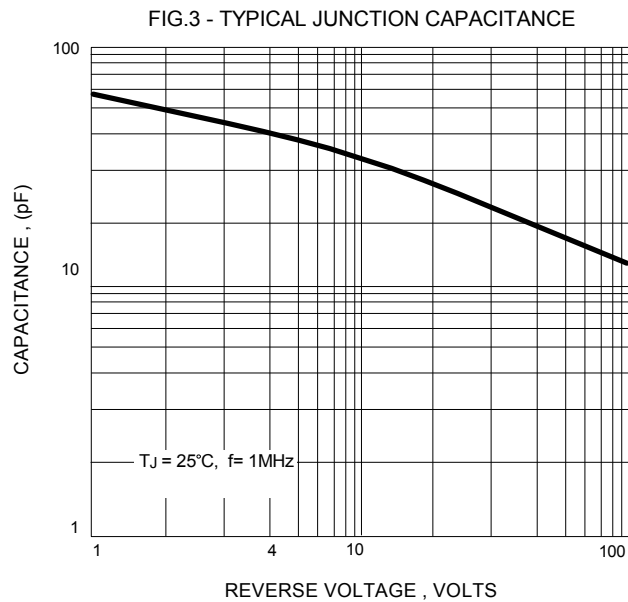
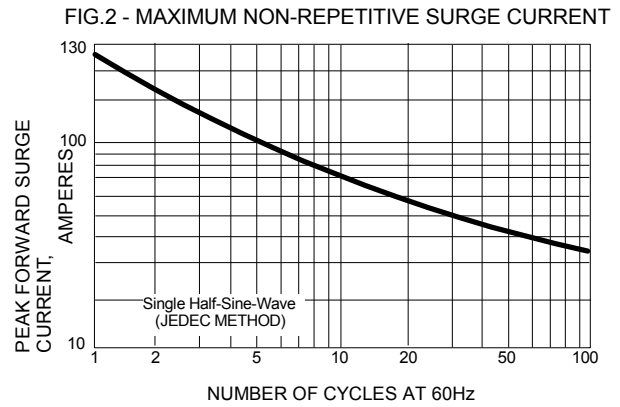
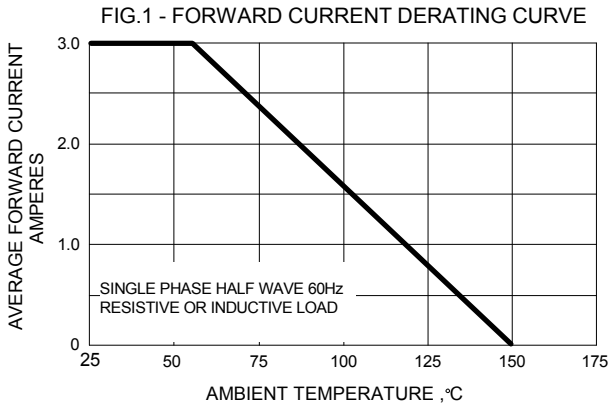
**MAXIMUM RATINGS AND ELECTRICAL CHARACTERISTICS**

Ratings at 25°C ambient temperature unless otherwise specified.

CHARACTERISTICS	SYMBOL	1N	1N	1N	1N	1N	1N	1N	1N	1N	UNIT
		5400G	5401G	5402G	5403G	5404G	5405G	5406G	5407G	5408G	
Maximum Recurrent Peak Reverse Voltage	V <sub>RRM</sub>	50	100	200	300	400	500	600	800	1000	V
Maximum RMS Voltage	V <sub>RMS</sub>	35	70	140	210	280	350	420	560	700	V
Maximum DC Blocking Voltage	V <sub>DC</sub>	50	100	200	300	400	500	600	800	1000	V
Maximum Average Forward Rectified Current @T <sub>A</sub> =55°C	I(AV)	3.0									A
Peak Forward Surge Current 8.3ms single half sine-wave super imposed on rated load (JEDEC METHOD)	I <sub>FSM</sub>	125									A
I <sup>2</sup> t Rating for fusing (3ms ≤ t ≤ 8.3ms)	I <sup>2</sup> t	65									A <sup>2</sup> S
Maximum forward Voltage at 3.0A DC	V <sub>F</sub>	1.1									V
Maximum DC Reverse Current @T <sub>J</sub> =25°C at Rated DC Blocking Voltage @T <sub>J</sub> =125°C	I <sub>R</sub>	5 100									uA
Typical Junction Capacitance (Note 1)	C <sub>J</sub>	40									pF
Typical Thermal Resistance (Note 2)	R <sub>θJA</sub> R <sub>θJL</sub> R <sub>θJC</sub>	22 10 6									°C/W
Operating and Storage Temperature Range	T <sub>J</sub> , T <sub>STG</sub>	-55 to +150									°C

NOTES : 1.Measured at 1.0MHz and applied reverse voltage of 4.0V DC.  
2.Thermal Resistance Junction to Ambient, Lead and Case.

REV. 9, Nov-2012, KDDF01



## Important Notice and Disclaimer

LSC reserves the right to make changes to this document and its products and specifications at any time without notice. Customers should obtain and confirm the latest product information and specifications before final design, purchase or use.

LSC makes no warranty, representation or guarantee regarding the suitability of its products for any particular purpose, nor does LSC assume any liability for application assistance or customer product design. LSC does not warrant or accept any liability with products which are purchased or used for any unintended or unauthorized application.

No license is granted by implication or otherwise under any intellectual property rights of LSC.

LSC products are not authorized for use as critical components in life support devices or systems without express written approval of LSC.