

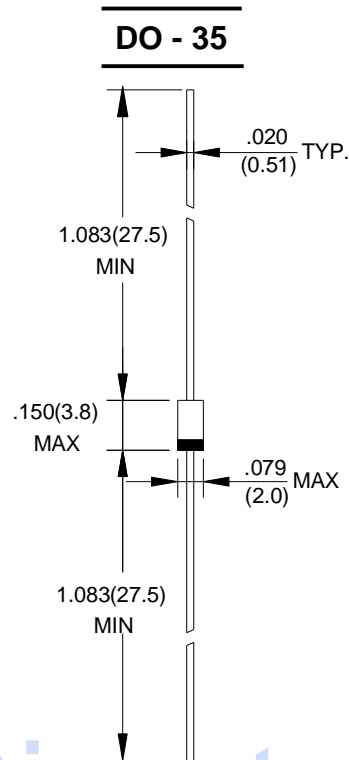
GLASS SILICON ZENER DIODES

FEATURES

- Voltage Range: 3.6V to 51V
- Double slug type construction

MECHANICAL DATA

- Case: Glass case Minimelf DL-35
- Terminals: Solder plated, solderable per MIL-STD-750, Method 2026
- Polarity: Color band denotes cathode end
- Mounting position: Any
- Weight: 0.05 gram Approx



Dimensions in millimeters

MAXIMUM RATINGS AND ELECTRICAL CHARACTERISTICS

Rating at 25°C ambient temperature unless otherwise specified.

Single phase, half wave, 60Hz, resistive or inductive load.

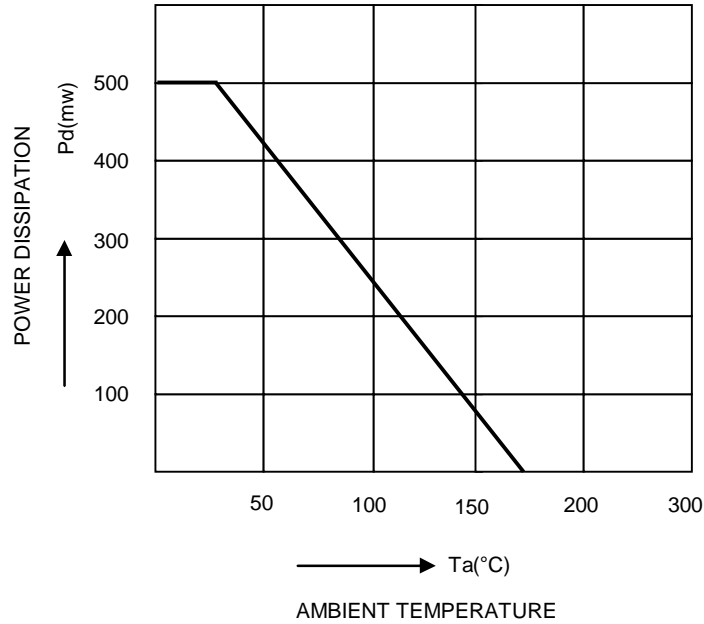
For capacitive load, derate current by 20%.

	SYMBOL	VALUE	UNIT
Zener Current see Table "Characterisitcs"			
Power Dissipation at Tamb=25°C	ptot	500 ⁽¹⁾	mW
Junction Temperature	Tj	175	°C
Storage Temperature Range	Tstg	-55 to +175	°C
Thermal Resistance Junction to Ambient Air	RthA	-	K/mW
			Typ
			Min
			Max
Forward Voltage at IF=100mA	Vf	-	Volts
			Typ
			Min
			Max

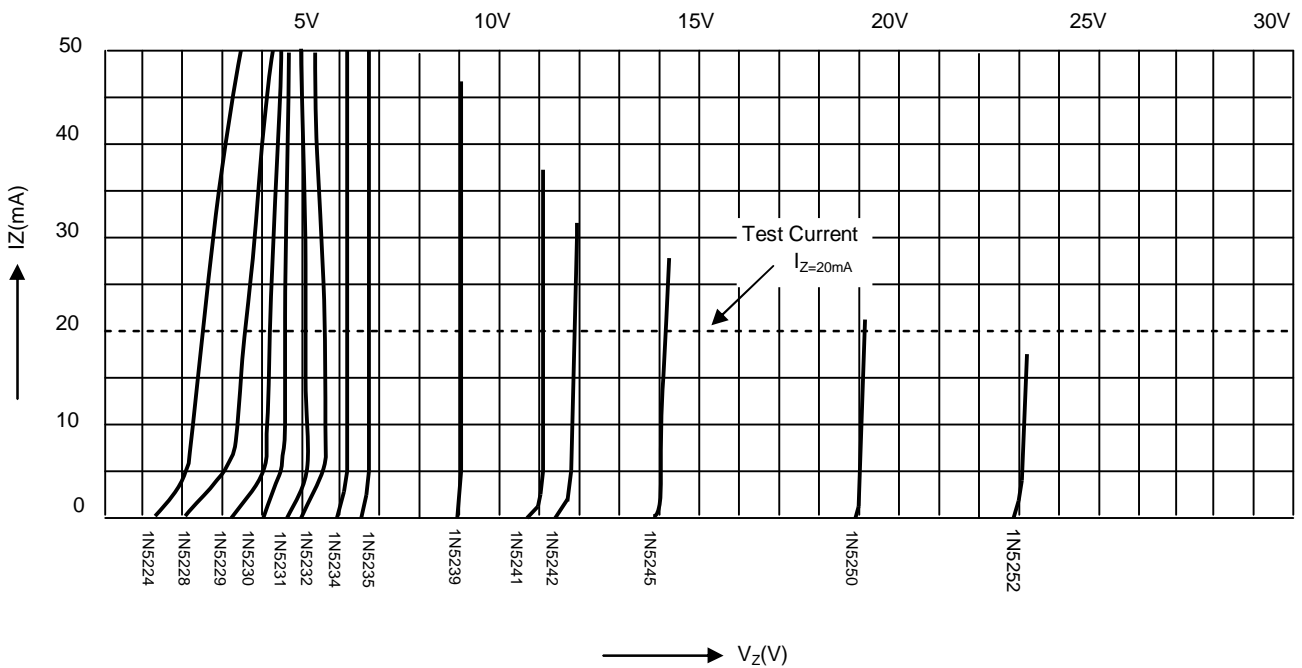
1)Valid Provided that leads are kept at ambient temperature at a distance of 8 mm from case

NOTES: Suffix "B" indicates Zener Voltage Tolerance 5%

CHANGES IN THE POWER DISSIPATION DUE TO THE AMBIENT TEMPERATURE



BREAKDOWN CHARACTERISTICS DL52 series





1N5221B thru 1N5263B

Type	Nominal Zener Voltage	Zener Test Current	Maximum Zener Impedance		Typical Temperature Coefficient	Maximum Reverse Leakage Current		Maximum Regulator Current
	$V_Z@I_{ZT}$	I_{ZT}	$Z_{ZT}@I_{ZT}$	$Z_{ZT}@I_{ZK}(*)=0.25mA$	%	I_R	@ V_R	I_{ZM}
	Volts	mA	Ohms	Ohms		$^{\circ}C$	μA	
1N5221B	2.4	20	30	1200	0.085	100	1.0	191
1N5222B	2.5	20	30	1250	0.085	100	1.0	182
1N5223B	2.7	20	30	1300	0.080	75	1.0	168
1N5224B	2.8	20	30	1400	0.080	75	1.0	162
1N5225B	3.0	20	29	1600	0.075	50	1.0	151
1N5226B	3.3	20	28	1600	0.070	25	1.0	138
1N5227B	3.6	20	24	1700	-0.065	15	1.0	126
1N5228B	3.9	20	23	1900	-0.060	10	1.0	115
1N5229B	4.3	20	22	2000	± 0.055	5.0	1.0	106
1N5230B	4.7	20	19	1900	± 0.030	5.0	2.0	97
1N5231B	5.1	20	17	1600	± 0.030	5.0	2.0	89
1N5232B	5.6	20	11	1600	+0.038	5.0	3.0	81
1N5233B	6.0	20	7	1600	+0.038	5.0	3.5	76
1N5234B	6.2	20	7	1000	+0.045	5.0	4.0	73
1N5235B	6.8	20	5	750	+0.050	3.0	5.0	67
1N5236B	7.5	20	6	500	+0.058	3.0	6.0	61
1N5237B	8.2	20	8	500	+0.060	3.0	6.5	55
1N5238B	8.7	20	8	600	+0.065	3.0	6.5	52
1N5239B	9.1	20	10	600	+0.068	3.0	7.0	50
1N5240B	10	20	17	600	+0.075	3.0	8.0	45
1N5241B	11	20	22	600	+0.076	2.0	8.4	41
1N5242B	12	20	30	600	+0.077	1.0	9.1	38
1N5243B	13	9.5	13	600	+0.079	0.5	9.9	35
1N5244B	14	9.0	15	600	+0.082	0.1	10	32
1N5245B	15	8.5	16	600	+0.082	0.1	11	30
1N5246B	16	7.8	17	600	+0.083	0.1	12	28
1N5247B	17	7.4	19	600	+0.084	0.1	13	27
1N5248B	18	7.0	21	600	+0.085	0.1	14	25
1N5249B	19	6.6	23	600	+0.085	0.1	15	24
1N5250B	20	6.2	25	600	+0.086	0.1	16	23
1N5251B	22	5.6	29	600	+0.087	0.1	17	21.2
1N5252B	24	5.2	33	600	+0.088	0.1	18	19.1
1N5253B	25	5.0	35	600	+0.089	0.1	19	18.2
1N5254B	27	4.6	41	600	+0.090	0.1	21	16.8
1N5255B	28	4.5	44	600	+0.091	0.1	21	16.2
1N5256B	30	4.2	49	600	+0.091	0.1	23	15.1
1N5257B	33	3.8	58	700	+0.092	0.1	25	13.8
1N5258B	36	3.4	70	700	+0.093	0.1	27	12.6
1N5259B	39	3.2	80	800	+0.094	0.1	30	11.5
1N5260B	43	3	93	900	+0.095	0.1	33	10.6
1N5261B	47	2.7	150	1000	+0.095	0.1	36	9.7
1N5262B	51	2.5	125	1100	+0.096	0.1	39	8.9
1N5263B	56	2.2	150	1300	+0.096	0.1	43	8.1