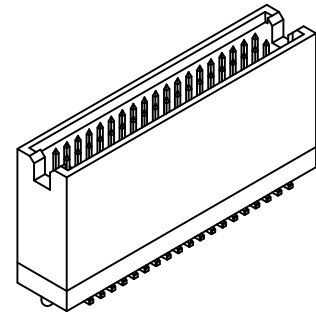
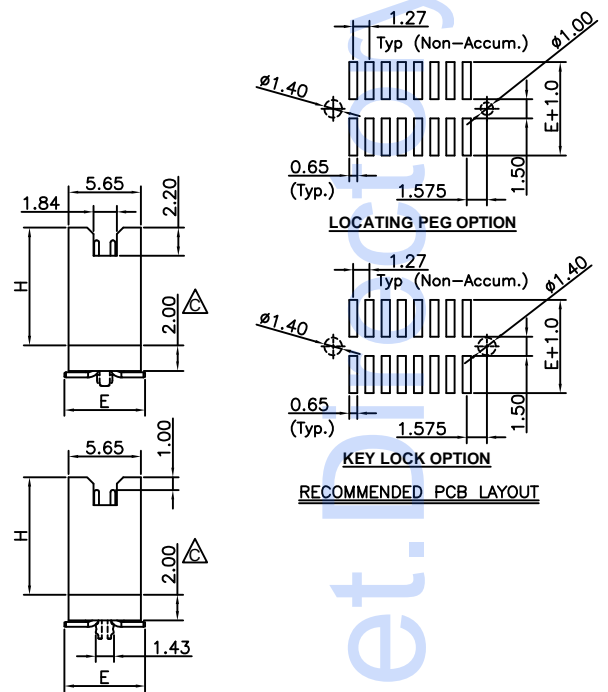
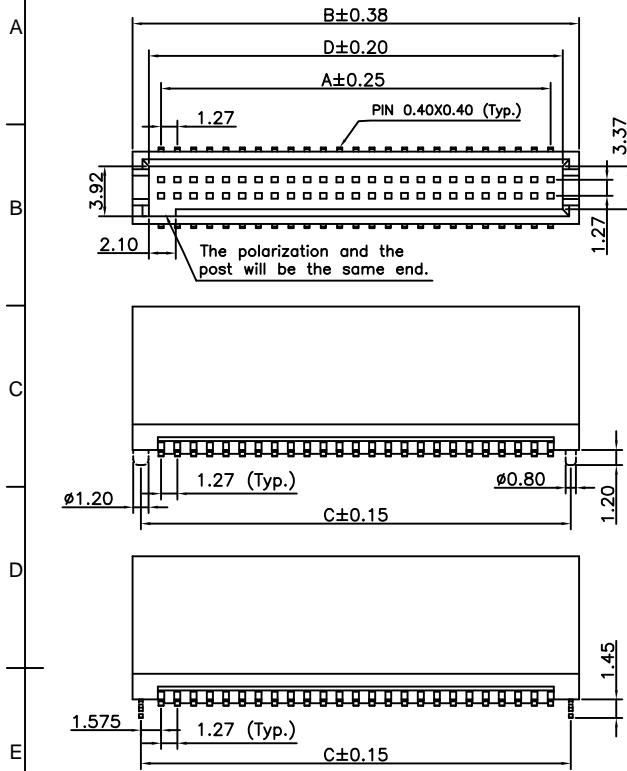


Global Connector Technology Ltd. - BD034: 1.27mm PITCH SHROUDED PIN HEADER, DUAL ROW, SURFACE MOUNT, VERTICAL



CONTACTS	DIMENSIONS			
	A	B	C	D
10	5.08	9.55	8.23	6.95
12	6.35	10.82	9.50	8.22
14	7.62	12.09	10.77	9.49
16	8.89	13.36	12.04	10.76
18	10.16	14.63	13.31	12.03
20	11.43	15.90	14.58	13.30
22	12.70	17.17	15.85	14.57
24	13.97	18.44	17.12	15.84
26	15.24	19.71	18.39	17.11
28	16.51	20.98	19.66	18.38
30	17.78	22.25	20.93	19.65
32	19.05	23.52	22.20	20.92
34	20.32	24.79	23.47	22.19
36	21.59	26.06	24.74	23.46
38	22.86	27.33	26.01	24.73
40	24.13	28.60	27.28	26.00
42	25.40	29.87	28.55	27.27
44	26.67	31.14	29.82	28.54
46	27.94	32.41	31.09	29.81
48	29.21	33.68	32.36	31.08
50	30.48	34.95	33.63	32.35
52	31.75	36.22	34.90	33.62
54	33.02	37.49	36.17	34.89
56	34.29	38.76	37.44	36.16
58	35.56	40.03	38.71	37.43
60	36.83	41.30	39.98	38.70
62	38.10	42.57	41.25	39.97
64	39.37	43.84	42.52	41.24
66	40.64	45.11	43.79	42.51
68	41.91	46.38	45.06	43.78
70	43.18	47.65	46.33	45.05
72	44.45	48.92	47.60	46.32
74	45.72	50.19	48.87	47.59
76	46.99	51.46	50.14	48.86
78	48.26	52.73	51.41	50.13
80	49.53	54.00	52.68	51.40

Ordering Grid
BD034 - **XX** - **X** - **XXX** - **X** - **XXXX** - **N** - **X** **REQUEST SAMPLES AND QUOTATION**

No. of Contacts: 10 to 80
 Contact Plating:
 A = Gold Flash All Over
 B = Selective Gold Flash Contact Area/Tin On Tail
 C = Tin All Over
 G = 10µ" Gold Contact Area/Tin On Tail
 I = 30µ" Gold Contact Area/Tin On Tail
Standard = Gold Flash All Over

Packing Options:
D = Tube (Standard)
E = Tube with Cap

Insulator Material:
N = Nylon 6T (Standard)

Dimension E (1/100mm) (Footprint Width)
Standard - 6.30mm = 0630
 or specify Dimension E
 e.g. 2.50mm = 0250
 Tol +/- 0.2mm

SPECIFICATIONS 规格:

CURRENT RATING 电流额定值: 1 AMP
 INSULATOR RESISTANCE 绝缘电阻值: 1000 MEGOHMS MIN.
 DIELECTRIC WITHSTANDING 耐电压: AC 300 V
 CONTACT RESISTANCE 接触电阻值: 20mΩ Max.
 OPERATING TEMPERATURE 工作温度: -40°C TO +105°C
 CONTACT MATERIAL 端子物料: COPPER ALLOY
 INSULATOR MATERIAL 绝缘体物料:
 STANDARD 标准物料: POLYAMIDE 聚酰胺, NYLON 6T, UL 94-V0
 SOLDERING PROCESS 可焊性:
 NYLON 6T (STANDARD 标准物料) -
 IR REFLOW 回流焊: 260°C for 10 sec.
 WAVE 波峰焊: 230°C for 5-10 sec.
 MANUAL SOLDER 人工焊接: 350°C for 3-5sec
 MATES WITH 配套之母座 (SUBJECT TO PIN LENGTH 在端子长度适合的条件下):
 BD065

TABLE A

Order Code	Insulator Height	Order Code	Insulator Height
070	7.00mm	115	11.50mm
074	7.40mm	121	12.10mm
076	7.60mm	122	12.20mm
082	8.20mm	132	13.20mm
083	8.30mm	136	13.60mm
084	8.40mm	153	15.30mm
087	8.70mm	156	15.60mm
090	9.00mm	166	16.60mm
092	9.20mm	169	16.90mm
095	9.50mm	173	17.30mm
102	10.20mm		

Insulator Height 'H'
Standard - 9.20mm = 092
 Please see Table A for all options

Locating Peg
 0 = No Peg/No key Lock
 1 = With Peg
 2 = With Key Lock

By	AE	PN	PN	AE
DETAIL	DRAWING RELEASE	TABLE A AMENDED	DIMENSION AMENDMENTS	INSULATOR INFO AMENDED
REV DATE	A 03/04/08	B 04/06/09	C 06/07/09	D 27/07/09

Tolerances (Except as noted)	Part Number:-	Date:-
Dimensions in mm	BD034	03 APR 08
X ± 0.30 X.X ± 0.25 X.XX ± 0.15 X.XXX ± 0.10	Description:-	
X° ± 5° X° ± 3° XX° ± 2° XXX° ± 1°	1.27mm PITCH SHROUDED PIN HEADER, DUAL ROW, SURFACE MOUNT, VERTICAL	
Third Angle Projection	THIS DRAWING IS CONFIDENTIAL AND MUST NOT BE COPIED OR DISCLOSED WITHOUT WRITTEN CONSENT	



Global Connector Technology

www.globalconnectortechnology.com

Scale: NTS
 Revision: D
 Material See Note
 Drawn by: AE
 E & OE

Sheet No. 1/1