

**SCHOTTKY BARRIER RECTIFIERS**

REVERSE VOLTAGE - **30 to 60** Volts  
FORWARD CURRENT - **10** Amperes

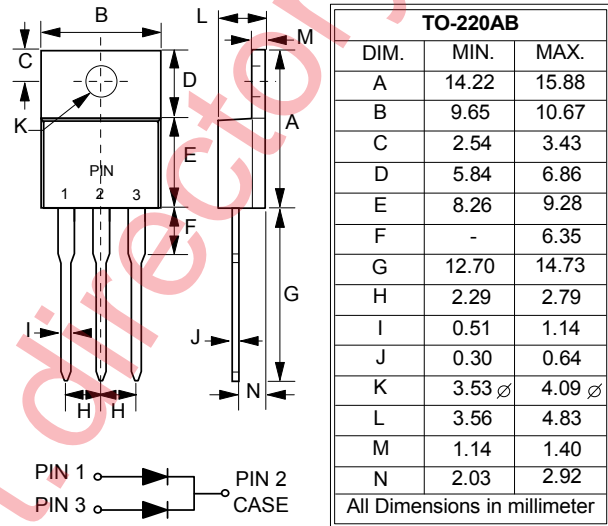
**FEATURES**

- Metal of silicon rectifier, majority carrier conduction
- Guard ring for transient protection
- Low power loss, high efficiency
- High current capability, low VF
- High surge capacity
- Plastic package has UL flammability classification 94V-0
- For use in low voltage, high frequency inverters, free-wheeling, and polarity protection applications

**MECHANICAL DATA**

- Case : TO-220AB molded plastic
- Polarity : As marked on the body
- Weight : 0.08 ounces, 2.24 grams
- Mounting position : Any
- Max. mounting torque = 0.5 N.m (5.1 Kgf.cm)

**TO-220AB**

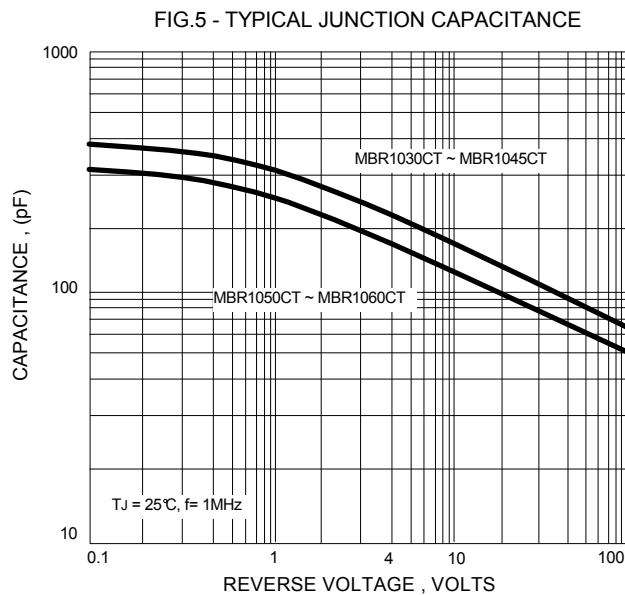
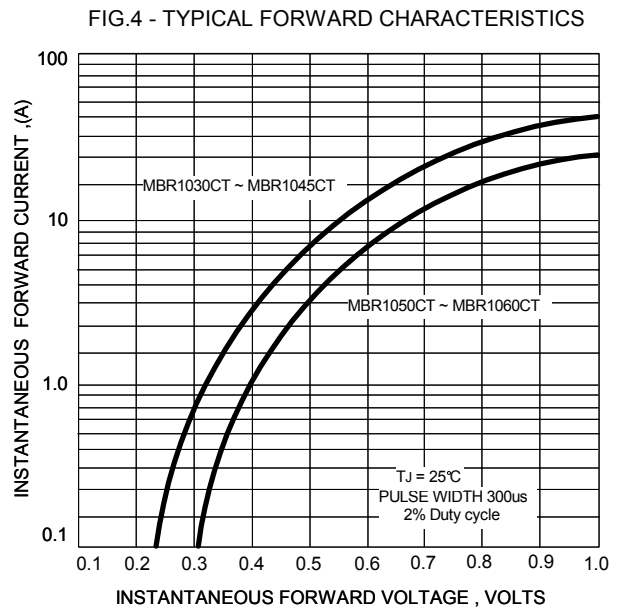
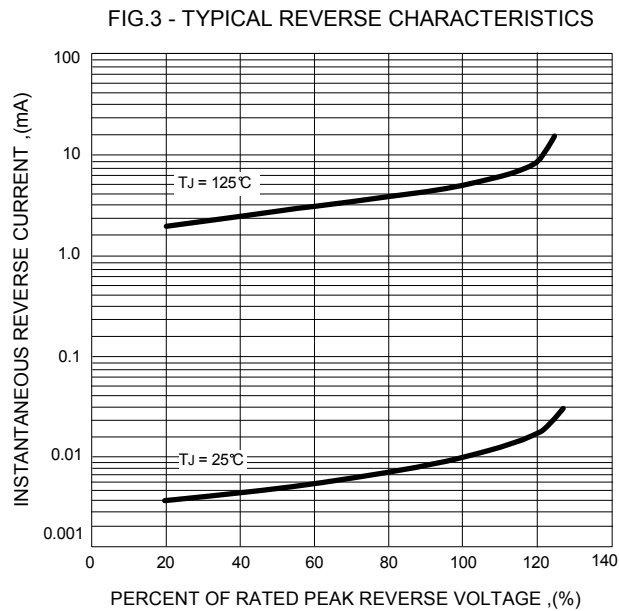
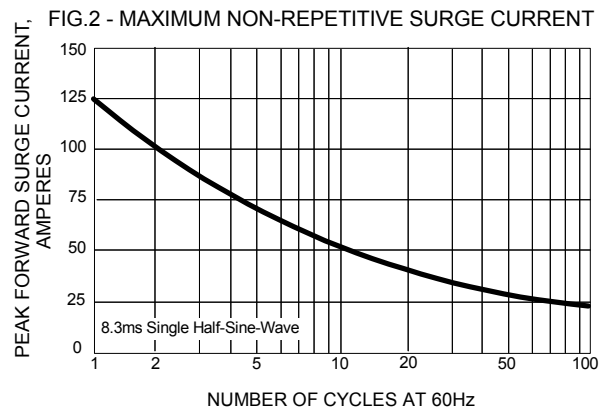
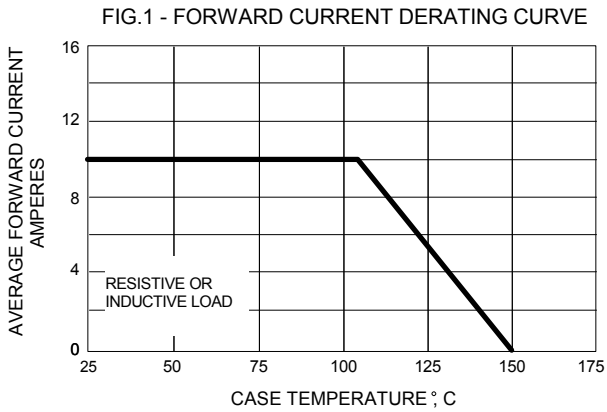


**MAXIMUM RATINGS AND ELECTRICAL CHARACTERISTICS**

Ratings at 25°C ambient temperature unless otherwise specified.

CHARACTERISTICS	SYMBOL	MBR 1030CT	MBR 1035CT	MBR 1040CT	MBR 1045CT	MBR 1050CT	MBR 1060CT	UNIT
Maximum Recurrent Peak Reverse Voltage	VRRM	30	35	40	45	50	60	V
Maximum RMS Voltage	VRMS	21	24.5	28	31.5	35	42	V
Maximum DC Blocking Voltage	VDC	30	35	40	45	50	60	V
Maximum Average Forward Rectified Current at TC=105°C (See Fig.1)	I(AV)	10						A
Peak Forward Surge Current 8.3ms single half sine-wave superimposed on rated load	IFSM	125						A
Voltage Rate of Change (Rated VR)	dv/dt	10000						V/us
Maximum Forward Voltage, (Note 1)	VF	@IF=5A TJ=125°C 0.57		@IF=5A TJ=25°C 0.70		@IF=10A TJ=125°C 0.84		V
Maximum DC Reverse Current at Rated DC Blocking Voltage	IR	@TJ=25°C 0.1		@TJ=125°C 15				mA
Typical Junction Capacitance, per element (Note 2)	CJ	170				220		pF
Typical Thermal Resistance (Note 3)	R $\theta$ JC	3.0						°C/W
Operating Temperature Range	TJ	-55 to +150						°C
Storage Temperature Range	TSTG	-55 to +175						°C

- NOTES : 1. 300us Pulse Width, 2% Duty Cycle.  
2. Thermal Resistance Junction to Case.  
3. Measured at 1.0MHz and applied reverse voltage of 4.0V DC.



## **Important Notice and Disclaimer**

LSC reserves the right to make changes to this document and its products and specifications at any time without notice. Customers should obtain and confirm the latest product information and specifications before final design, purchase or use.

LSC makes no warranty, representation or guarantee regarding the suitability of its products for any particular purpose, nor does LSC assume any liability for application assistance or customer product design. LSC does not warrant or accept any liability with products which are purchased or used for any unintended or unauthorized application.

No license is granted by implication or otherwise under any intellectual property rights of LSC.

LSC products are not authorized for use as critical components in life support devices or systems without express written approval of LSC.