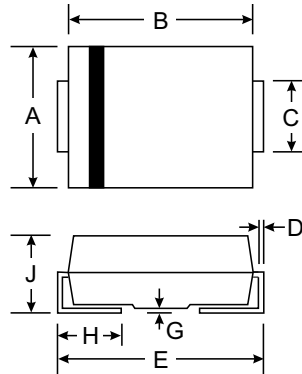


### Features

- 1500W Peak Pulse Power Dissipation
- 5.0V - 170V Standoff Voltages
- Glass Passivated Die Construction
- Uni- and Bi-Directional Versions Available
- Excellent Clamping Capability
- Fast Response Time
- Plastic Case Material has UL Flammability Classification Rating 94V-0

### Mechanical Data

- Case: SMC, Transfer Molded Epoxy
- Terminals: Solderable per MIL-STD-202, Method 208
- Polarity Indicator: Cathode Band (Note: Bi-directional devices have no polarity indicator.)
- Marking: Date Code and Marking Code See Page 3
- Weight: 0.21 grams (approx.)



SMC		
Dim	Min	Max
A	5.59	6.22
B	6.60	7.11
C	2.75	3.18
D	0.15	0.31
E	7.75	8.13
G	0.10	0.20
H	0.76	1.52
J	2.00	2.62
All Dimensions in mm		

### Maximum Ratings @ $T_A = 25^\circ\text{C}$ unless otherwise specified

Characteristic	Symbol	Value	Unit
Peak Pulse Power Dissipation (Non repetitive current pulse derated above $T_A = 25^\circ\text{C}$ ) (Note 1)	$P_{PK}$	1500	W
Peak Forward Surge Current, 8.3ms Single Half Sine Wave Superimposed on Rated Load (JEDEC Method) (Notes 1, 2, & 3)	$I_{FSM}$	200	A
Instantaneous Forward Voltage @ $I_{PP} = 35\text{A}$ (Notes 1, 2, & 3)	$V_F$	3.5	V
Operating and Storage Temperature Range	$T_j, T_{STG}$	-55 to +150	$^\circ\text{C}$

- Notes:
1. Valid provided that terminals are kept at ambient temperature.
  2. Measured with 8.3ms single half sine-wave. Duty cycle = 4 pulses per minute maximum.
  3. Unidirectional units only.

Part Number Add C For Bi-Directional (Note 4)	Reverse Standoff Voltage $V_{RWM}$ (V)	Breakdown Voltage $V_{BR}$ @ $I_T$ (Note 5)		Test Current $I_T$ (mA)	Max. Reverse Leakage @ $V_{RWM}$ (Note 6)	Max. Clamping Voltage @ $I_{PP}$	Max. Peak Pulse Current $I_{PP}$	Marking Code	
		Min (V)	Max (V)					$I_R$ ( $\mu$ A)	$V_C$ (V)
SMCJ5.0(C)A	5.0	6.40	7.25	10	1000	9.2	163.0	BDE	GDE
SMCJ6.0(C)A	6.0	6.67	7.67	10	1000	10.3	145.6	BDG	GDG
SMCJ6.5(C)A	6.5	7.22	8.30	10	500	11.2	133.9	BDK	GDK
SMCJ7.0(C)A	7.0	7.78	8.95	10	200	12.0	125.0	BDM	GDM
SMCJ7.5(C)A	7.5	8.33	9.58	1.0	100	12.9	116.3	BDP	GDP
SMCJ8.0(C)A	8.0	8.89	10.23	1.0	50	13.6	110.3	BDR	GDR
SMCJ8.5(C)A	8.5	9.44	10.82	1.0	20	14.4	104.2	BDT	GDT
SMCJ9.0(C)A	9.0	10.00	11.50	1.0	10	15.4	97.4	BDV	GDV
SMCJ10(C)A	10.0	11.10	12.80	1.0	5.0	17.0	88.2	BDX	GDY
SMCJ11(C)A	11.0	12.20	14.40	1.0	5.0	18.2	82.4	BDZ	GDZ
SMCJ12(C)A	12.0	13.30	15.30	1.0	5.0	19.9	75.3	BEE	GEE
SMCJ13(C)A	13.0	14.40	16.50	1.0	5.0	21.5	69.7	BEG	GEG
SMCJ14(C)A	14.0	15.60	17.90	1.0	5.0	23.2	64.7	BEK	GEK
SMCJ15(C)A	15.0	16.70	19.20	1.0	5.0	24.4	61.5	BEM	GEM
SMCJ16(C)A	16.0	17.80	20.50	1.0	5.0	26.0	57.7	BEP	GEP
SMCJ17(C)A	17.0	18.90	21.70	1.0	5.0	27.6	53.3	BER	GER
SMCJ18(C)A	18.0	20.00	23.30	1.0	5.0	29.2	51.4	BET	GET
SMCJ20(C)A	20.0	22.20	25.50	1.0	5.0	32.4	46.3	BEV	GEV
SMCJ22(C)A	22.0	24.40	28.00	1.0	5.0	35.5	42.2	BEX	GEX
SMCJ24(C)A	24.0	26.70	30.70	1.0	5.0	38.9	38.6	BEZ	GEZ
SMCJ26(C)A	26.0	28.90	33.20	1.0	5.0	42.1	35.6	BFE	GFE
SMCJ28(C)A	28.0	31.10	35.80	1.0	5.0	45.4	33.0	BFG	GFG
SMCJ30(C)A	30.0	33.30	38.30	1.0	5.0	48.4	31.0	BFK	GFK
SMCJ33(C)A	33.0	36.70	42.20	1.0	5.0	53.3	28.1	BFM	GFM
SMCJ36(C)A	36.0	40.00	46.00	1.0	5.0	58.1	25.8	BFP	GFP
SMCJ40(C)A	40.0	44.40	51.10	1.0	5.0	64.5	23.2	BFR	GFR
SMCJ43(C)A	43.0	47.80	54.90	1.0	5.0	69.4	21.6	BFT	GFT
SMCJ45(C)A	45.0	50.00	57.50	1.0	5.0	72.7	20.6	BFV	GFV
SMCJ48(C)A	48.0	53.30	61.30	1.0	5.0	77.4	19.4	BFX	GFX
SMCJ51(C)A	51.0	56.70	65.20	1.0	5.0	82.4	18.2	BFZ	GFZ
SMCJ54(C)A	54.0	60.00	69.00	1.0	5.0	87.1	17.2	BGE	GGE
SMCJ58(C)A	58.0	64.40	74.60	1.0	5.0	93.6	16.0	BGG	GGG
SMCJ60(C)A	60.0	66.70	76.70	1.0	5.0	96.8	15.5	BGK	GGK
SMCJ64(C)A	64.0	71.10	81.80	1.0	5.0	103.0	14.6	BGM	GGM
SMCJ70(C)A	70.0	77.80	89.50	1.0	5.0	113.0	13.3	BGP	GGP
SMCJ75(C)A	75.0	83.30	95.80	1.0	5.0	121.0	12.4	BGR	GGR
SMCJ78(C)A	78.0	86.70	99.70	1.0	5.0	126.0	11.4	BGT	GGT
SMCJ85(C)A	85.0	94.40	108.20	1.0	5.0	137.0	10.4	BGV	GGV
SMCJ90(C)A	90.0	100.00	115.50	1.0	5.0	146.0	10.3	BGX	GGX
SMCJ100(C)A	100.0	111.00	128.00	1.0	5.0	162.0	9.3	BGZ	GGZ
SMCJ110(C)A	110.0	122.00	140.50	1.0	5.0	177.0	8.4	BHE	GHE
SMCJ120(C)A	120.0	133.00	153.00	1.0	5.0	193.0	7.9	BHG	GHG
SMCJ130(C)A	130.0	144.00	165.50	1.0	5.0	209.0	7.2	BHK	GHK
SMCJ150(C)A	150.0	167.00	192.50	1.0	5.0	243.0	6.2	BHM	GHM
SMCJ160(C)A	160.0	178.00	205.00	1.0	5.0	259.0	5.8	BHP	GHP
SMCJ170(C)A	170.0	189.00	217.50	1.0	5.0	275.0	5.5	BHR	GHR

- Notes: 4. Suffix C denotes Bi-directional device.  
5.  $V_{BR}$  measured with  $I_T$  current pulse = 300 $\mu$ s  
6. For Bi-Directional devices having  $V_{RWM}$  of 10V and under, the  $I_R$  is doubled.

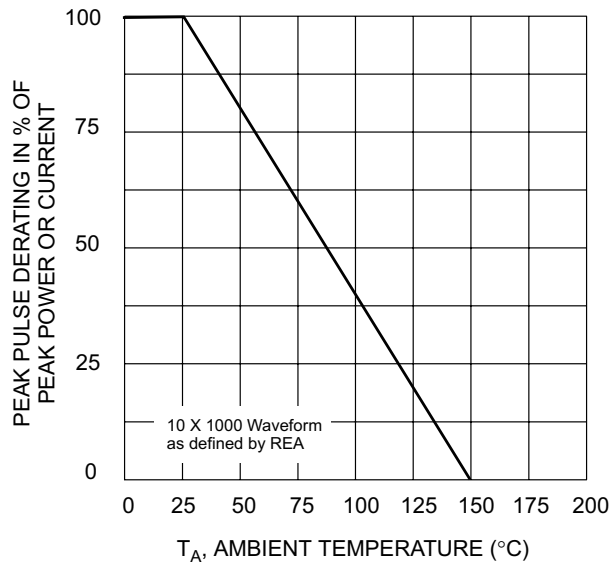


Fig. 1 Pulse Derating Curve

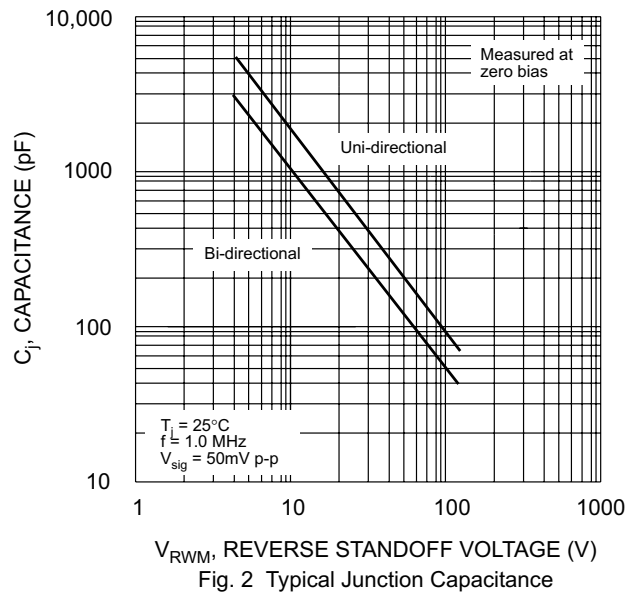


Fig. 2 Typical Junction Capacitance

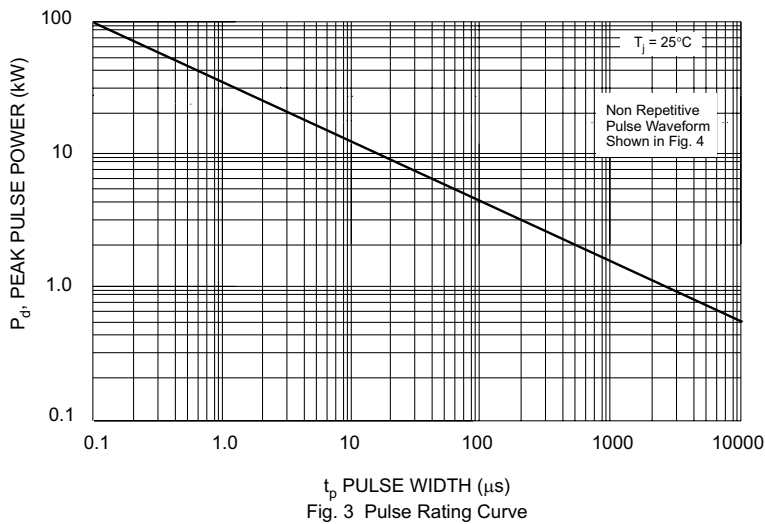


Fig. 3 Pulse Rating Curve

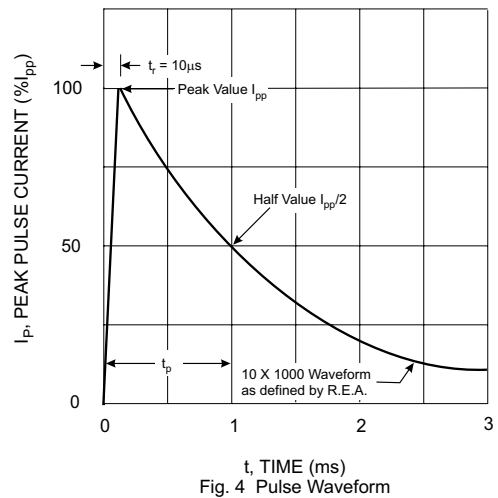


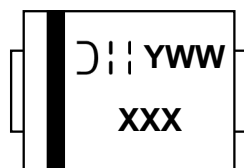
Fig. 4 Pulse Waveform

## Ordering Information (Note 4)

Device	Packaging	Shipping
SMCJXXX(C)A-13	SMC	5000/Tape & Reel

Notes: 4. For Packaging Details, go to our website at <http://www.diodes.com/datasheets/ap02007.pdf>.

## Marking Information



XXX = Product type marking code (See Page 2)  
 D;: = Manufacturers' code marking  
 YWW = Date code marking  
 Y = Last digit of year ex: 2 for 2002  
 WW = Week code 01 to 52