

Board to Board Connectors

B2B® High Density SMT Connectors .050/(1.27mm) Pitch



Features:

- Robust, shrouded design with screw-machined terminals and multi-finger contacts can withstand the rigorous demands of blind mating and mating/unmating cycles.
- At 3 amps per pin, more contacts can be assigned to data/signal transfer (fewer pins needed to handle power and ground).
- High density - over 400 contacts per square inch.
- Industry standard footprints in four mated heights.
- Precision molded with integral polarization keying features.

Specifications:

Terminals:

Brass - Copper Alloy
(C36000) ASTM-B-16

Contacts:

Beryllium Copper
(C17200) ASTM-B-194

Solder Ball:

Standard: 63Sn/37Pb
Lead-free: 95.5Sn/4.0Ag/0.5Cu

Plating:

G - Gold over Nickel
Gold per ASTM-B-488
Nickel per QQ-N-290

Table of Models

Female		Description: Molded B2B® Connector (BB) Material: High Temp. Liquid Crystal Polymer (LCP) Index: -40°C to 260°C (-40°F to 500°F)
Male		Description: Molded B2B® Connector (BA) Material: High Temp. Liquid Crystal Polymer (LCP) Index: -40°C to 260°C (-40°F to 500°F)

Performance

Mated Height	Differential Insertion Loss	Differential Return Loss
6.00mm	-20dB @ 1.70 GHz -50dB @ 3.30 GHz	-10dB @ 3.30 GHz -15dB @ 1.70 GHz
8.00mm	-15dB @ 1.30 GHz -50dB @ 2.50 GHz	-10dB @ 2.50 GHz -15dB @ 1.30 GHz
12.70mm	-20dB @ 1.70 GHz -51dB @ 3.40 GHz	-10dB @ 3.40 GHz -15dB @ 1.70 GHz
19.05mm	-60dB @ 2.20 GHz -20dB @ 1.40 GHz	-10dB @ 2.20 GHz -15dB @ 1.40 GHz

Insertion Force (6.00mm, 300 position):
50g average (per pin)

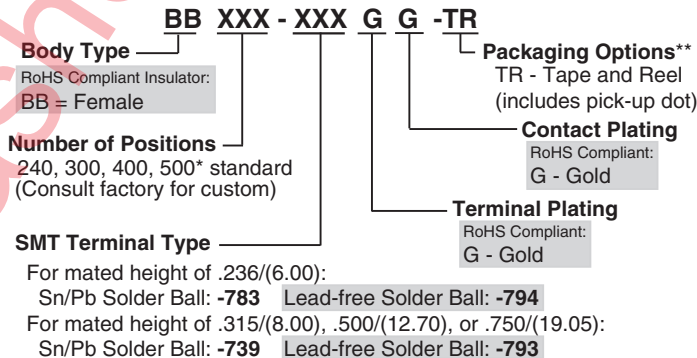
Extraction Force (6.00mm, 300 position):
45g average (per pin)

Durability (mated cycles):
500 cycles (<10mΩ change in resistance)

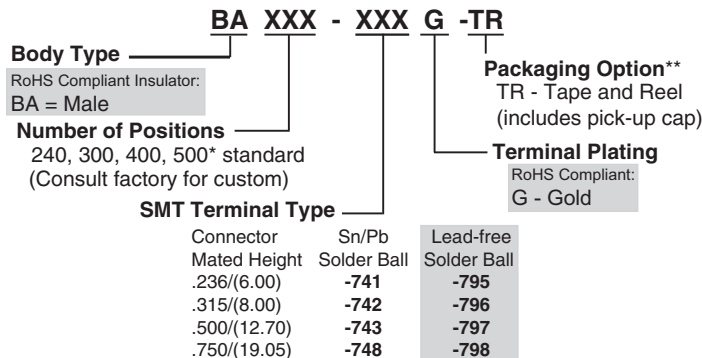
Additional performance and test data available online.

How To Order

Female



Male



*500 pos. available in 6mm mated height only.

**If no packaging code is indicated, male connectors are supplied with pick-up caps in standard trays.



5 Energy Way, West Warwick, RI 02893 USA
Tel: 800.424.9850 | 401.823.5200
Fax: 401.823.8723
info@advanced.com | www.advanced.com
Catalog 16 Rev. March 09

Products shown covered by patents issued and/or pending. Specifications subject to change without notice.

inch/(mm)

B2B® High Density SMT Connectors .050/(1.27mm) Pitch

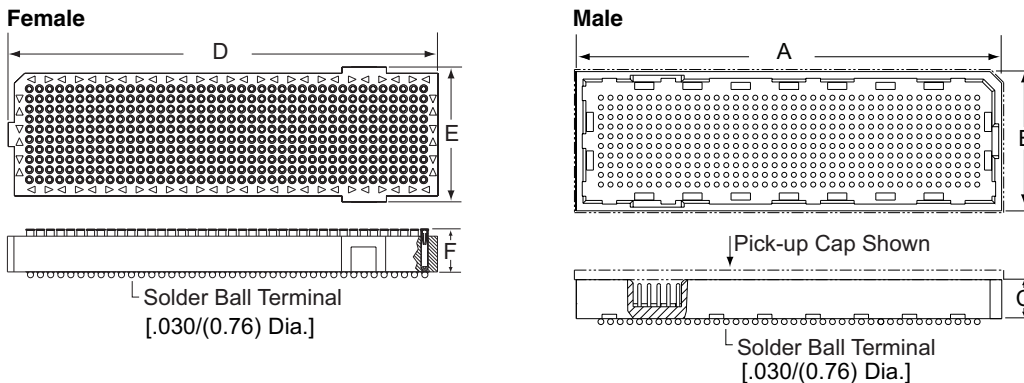
Standard Footprints

1.27mm Pitch

	<ul style="list-style-type: none"> • 240 Positions • 30x8 Rows
	<ul style="list-style-type: none"> • 300 Positions • 30x10 Rows
	<ul style="list-style-type: none"> • 400 Positions • 40x10 Rows
	<ul style="list-style-type: none"> • 500 Positions • 50x10 Rows

Consult factory for custom sizes.

Dimensional Information



Mated Board to Board Height*	A in./(mm)	B in./(mm)	C [^] in./(mm)	D [^] in./(mm)	E [^] in./(mm)	F [^] in./(mm)
.236/(6.00)	1.704/(43.28)	.622/(15.80)	.202/(5.13)	1.626/(41.30)	.567/(14.40)	.136/(3.45)
.315/(8.00)	1.704/(43.28)	.622/(15.80)	.273/(6.93)	1.626/(41.30)	.567/(14.40)	.211/(5.36)
.500/(12.70)	1.704/(43.28)	.622/(15.80)	.462/(11.73)	1.626/(41.30)	.567/(14.40)	.211/(5.36)
.750/(19.05)	1.704/(43.28)	.622/(15.80)	.712/(18.09)	1.626/(41.30)	.567/(14.40)	.211/(5.36)
.236/(6.00)	1.704/(43.28)	.722/(18.34)	.202/(5.13)	1.626/(41.30)	.667/(16.94)	.136/(3.45)
.315/(8.00)	1.704/(43.28)	.722/(18.34)	.273/(6.93)	1.626/(41.30)	.667/(16.94)	.211/(5.36)
.500/(12.70)	1.704/(43.28)	.722/(18.34)	.462/(11.73)	1.626/(41.30)	.667/(16.94)	.211/(5.36)
.750/(19.05)	1.704/(43.28)	.722/(18.34)	.712/(18.09)	1.626/(41.30)	.667/(16.94)	.211/(5.36)
.236/(6.00)	2.204/(55.98)	.722/(18.34)	.202/(5.13)	2.126/(54.00)	.667/(16.94)	.136/(3.45)
.315/(8.00)	2.204/(55.98)	.722/(18.34)	.273/(6.93)	2.126/(54.00)	.667/(16.94)	.211/(5.36)
.500/(12.70)	2.204/(55.98)	.722/(18.34)	.462/(11.73)	2.126/(54.00)	.667/(16.94)	.211/(5.36)
.750/(19.05)	2.204/(55.98)	.722/(18.34)	.712/(18.09)	2.126/(54.00)	.667/(16.94)	.211/(5.36)
.236/(6.00)	2.704/(68.68)	.722/(18.34)	.202/(5.13)	2.626/(66.70)	.667/(16.94)	.136/(3.45)


Additional mated heights coming soon. Consult factory.

*Approximate dimension after soldering. [^]Dimensions do not include solder ball height.

inch/(mm)

Products shown covered by patents issued and/or pending. Specifications subject to change without notice.

Board to Board Connectors



Packaging & Options:

Male connectors - supplied with a pick-up cap to protect male pins and facilitate automated pick-and-place. Pick-up cap remains in place during reflow.



Female connectors - supplied with a polyimide dot to facilitate automated pick-and-place.

Tape and Reel - Add -TR to end of part number for Tape and Reel packaging.

Standard Trays - If no packaging code is indicated, connectors are shipped in standard trays (Note: Trays are not suitable for automated pick-and-place processes.)

Available Online:

- RoHS Qualification Test Report
- Product Specification
- Test data
- Signal Integrity Data
- CAD Drawings



5 Energy Way, West Warwick, RI 02893 USA
Tel: 800.424.9850 | 401.823.5200
Fax: 401.823.8723
info@advanced.com | www.advanced.com
Catalog 16 Rev. March 09

500 Pos. 400 Positions 300 Positions 240 Positions