



Micro Commercial Components



Micro Commercial Components
20736 Marilla Street Chatsworth
CA 91311
Phone: (818) 701-4933
Fax: (818) 701-4939

GBJ10005 THRU GBJ1010

10 Amp Glass Passivated Bridge Rectifier 50 to 1000 Volts

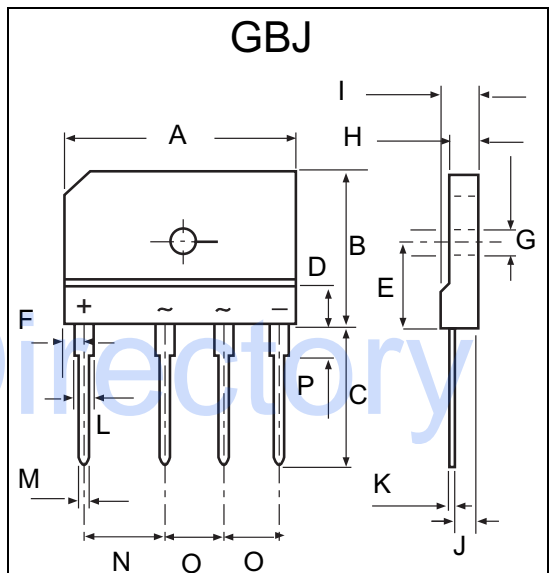
Features

- Epoxy meets UL 94 V-0 flammability rating
- Moisture Sensitivity Level 1
- Low forward voltage drop, high current capability.
- Ideal for printed circuit board
- Lead Free Finish/RoHS Compliant (NOTE 1)("P" Suffix designates RoHS Compliant. See ordering information)

Maximum Ratings

- Operating Temperature: -55°C to +150°C
- Storage Temperature: -55°C to +150°C
- UL Recognized File # E165989; Mounting Torque: 5in-lbs.

MCC Catalog Number	Device Marking	Maximum Reccurent Peak Reverse Voltage	Maximum RMS Voltage	Maximum DC Blocking Voltage
GBJ10005	GBJ10005	50V	35V	50V
GBJ1001	GBJ1001	100V	70V	100V
GBJ1002	GBJ1002	200V	140V	200V
GBJ1004	GBJ1004	400V	280V	400V
GBJ1006	GBJ1006	600V	420V	600V
GBJ1008	GBJ1008	800V	560V	800V
GBJ1010	GBJ1010	1000V	700V	1000V

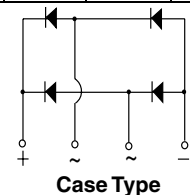


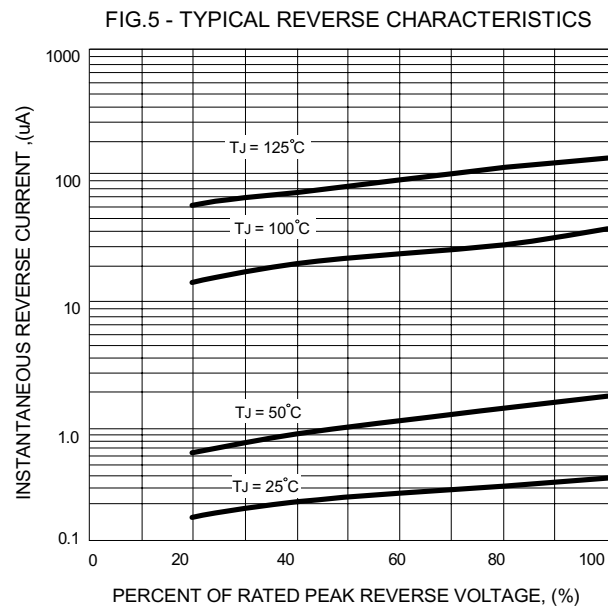
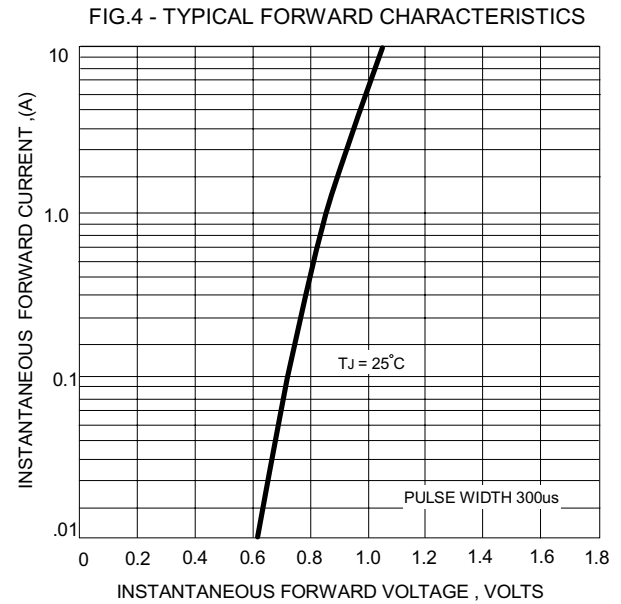
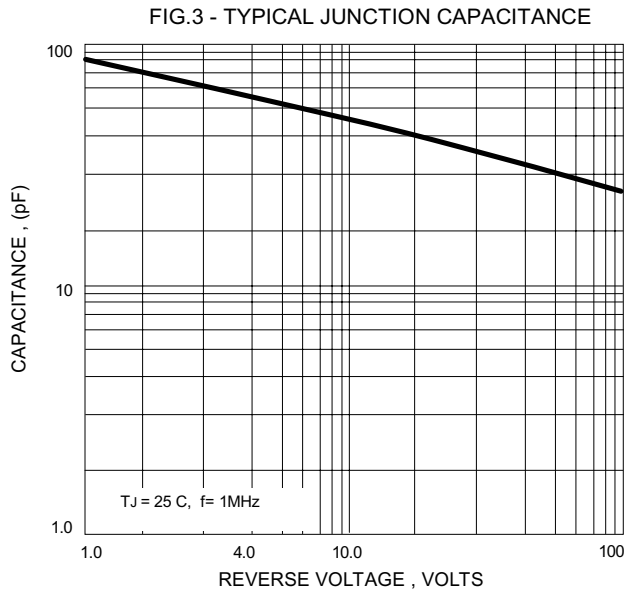
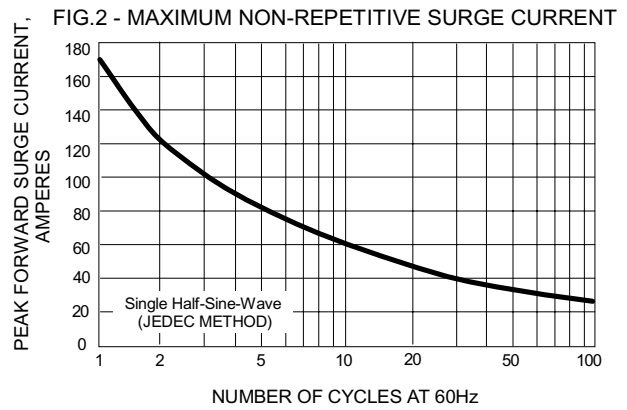
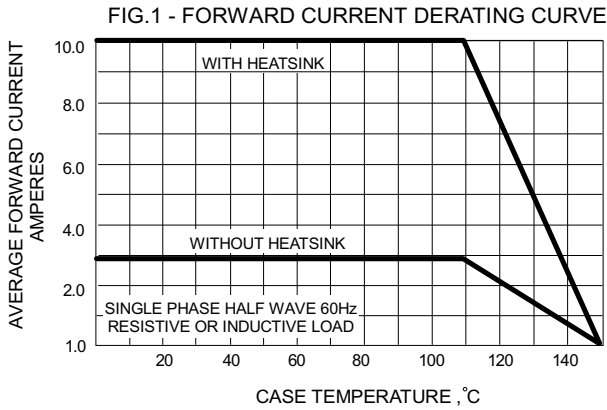
DIM	INCHES		MM		NOTE
	MIN	MAX	MIN	MAX	
A	1.170	1.190	29.70	30.30	
B	.780	.800	19.70	20.30	
C	.670	.710	17.00	18.00	
D	.190	.190	4.70	4.90	
E	.430	.440	10.80	11.20	
F	.090	.110	2.30	2.70	
G	.120	.130	3.10	3.40	
H	.130	.150	3.40	3.80	
I	.170	.190	4.40	4.80	
J	.100	.110	2.50	2.90	
K	.020	.030	0.60	0.80	
L	.080	.090	2.00	2.40	
M	.040	.040	0.90	1.10	
N	.390	.400	9.80	10.20	
O	.290	.300	7.30	7.70	
P	.150	.170	3.80	4.20	

Electrical Characteristics @ 25°C Unless Otherwise Specified

Average Forward Current	$I_{F(AV)}$	10 A	$T_c = 110^\circ\text{C}$
Peak Forward Surge Current	I_{FSM}	170A	8.3ms, half sine
Maximum Instantaneous Forward Voltage	V_F	1.05V	$I_{FM} = 5.0A$ $T_J = 25^\circ\text{C}$
Maximum DC Reverse Current At Rated DC Blocking Voltage	I_R	10 μA 500uA	$T_J = 25^\circ\text{C}$ $T_J = 125^\circ\text{C}$
Typical thermal resistance	$R_{\theta JC}$	1.4°C/W	
Typical Junction Capacitance	C_J	55 pF	Measured at 1.0MHz, $V_R=4.0V$

- Notes: 1. High Temperature Solder Exemption Applied, see EU Directive Annex Notes 7
2. Pulse Test: Pulse Width 300usec, Duty Cycle 1%







Micro Commercial Components

Ordering Information :

Device	Packing
Part Number-BP	Bulk: 750pcs/Box

*****IMPORTANT NOTICE*****

Micro Commercial Components Corp. reserves the right to make changes without further notice to any product herein to make corrections, modifications , enhancements , improvements , or other changes . **Micro Commercial Components Corp .** does not assume any liability arising out of the application or use of any product described herein; neither does it convey any license under its patent rights ,nor the rights of others . The user of products in such applications shall assume all risks of such use and will agree to hold **Micro Commercial Components Corp .** and all the companies whose products are represented on our website, harmless against all damages.

*****LIFE SUPPORT*****

MCC's products are not authorized for use as critical components in life support devices or systems without the express written approval of Micro Commercial Components Corporation.

*****CUSTOMER AWARENESS*****

Counterfeiting of semiconductor parts is a growing problem in the industry. Micro Commercial Components (MCC) is taking strong measures to protect ourselves and our customers from the proliferation of counterfeit parts. MCC strongly encourages customers to purchase MCC parts either directly from MCC or from Authorized MCC Distributors who are listed by country on our web page cited below. Products customers buy either from MCC directly or from Authorized MCC Distributors are genuine parts, have full traceability, meet MCC's quality standards for handling and storage. **MCC will not provide any warranty coverage or other assistance for parts bought from Unauthorized Sources.** MCC is committed to combat this global problem and encourage our customers to do their part in stopping this practice by buying direct or from authorized distributors.