

SENSITRON
SEMICONDUCTOR

KBPC600-G – KBPC610-G

6.0A BRIDGE RECTIFIER

Data Sheet 1414, Rev. A

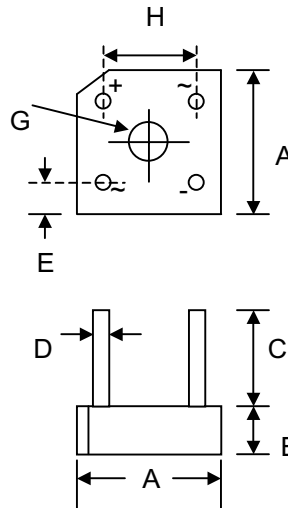
Green Products

Features

- Diffused Junction
- High Current Capability
- High Case Dielectric Strength
- High Surge Current Capability
- Ideal for Printed Circuit Board Application
- Plastic Material has Underwriters Laboratory Flammability Classification 94V-O
- UL Recognized File # E223064
- Green Products in Compliance with the RoHS Directive

Mechanical Data

- Case: Molded Plastic
- Terminals: Plated Leads Solderable per MIL-STD-202, Method 208
- Polarity: Marked on Body
- Weight: 3.8 grams (approx.)
- Mounting Position: Through Hole for #6 Screw
- Mounting Torque: 5.0 Inch-pounds Maximum
- Marking: Type Number



KBPC-6				
Dim	Min	Max	Min	Max
A	14.73	15.75	0.580	0.620
B	5.80	6.90	0.228	0.272
C	19.00	—	0.748	—
D	1.00 Ø Typical		0.039 Ø Typical	
E	1.70	2.72	0.067	0.107
G	Hole for #6 screw			
	3.60	4.00	0.142	0.157
H	10.30	11.30	0.406	0.445
			In mm	
			In inch	

Maximum Ratings and Electrical Characteristics @T_A=25°C unless otherwise specified

Single Phase, half wave, 60Hz, resistive or inductive load.
For capacitive load, derate current by 20%.

Characteristic	Symbol	KBPC 600-G	KBPC 601-G	KBPC 602-G	KBPC 604-G	KBPC 606-G	KBPC 608-G	KBPC 610-G	Unit
Peak Repetitive Reverse Voltage	V _{RRM}								V
Working Peak Reverse Voltage	V _{RWM}	50	100	200	400	600	800	1000	
DC Blocking Voltage	V _R								
RMS Reverse Voltage	V _{R(RMS)}	35	70	140	280	420	560	700	V
Average Rectified Output Current (Note 1) @T _C = 50°C	I _O	6.0							A
Non-Repetitive Peak Forward Surge Current 8.3ms Single half sine-wave superimposed on rated load (JEDEC Method)	I _{FSM}	125							A
Forward Voltage (per element) @I _F = 3.0A	V _{FM}	1.1							V
Peak Reverse Current @T _C = 25°C	I _R	10							µA
At Rated DC Blocking Voltage @T _C = 100°C		1.0							
I ² t Rating for Fusing (t<8.3ms) (Note 2)	I ² _t	64							A ² s
Typical Junction Capacitance (Note 3)	C _j	55							pF
Typical Thermal Resistance (Note 4)	R _{θJC}	12.5							K/W
Operating and Storage Temperature Range	T _j , T _{STG}	-65 to +125							°C

- Note: 1. Mounted on PC board.
2. Non-repetitive, for t > 1ms and < 8.3ms.
3. Measured at 1.0 MHz and applied reverse voltage of 4.0V D.C.
4. Thermal resistance junction to case per element.

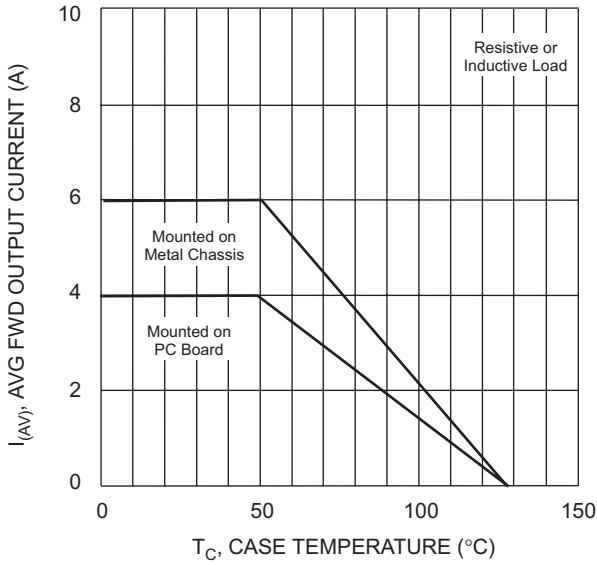


Fig. 1 Forward Current Derating Curve

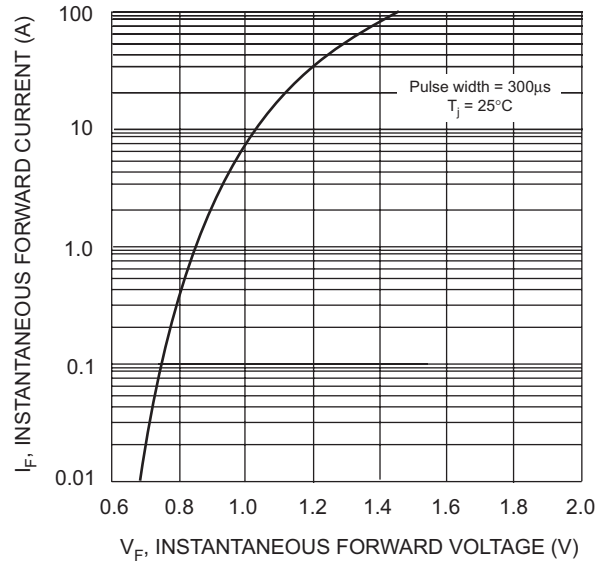


Fig. 2 Typical Forward Characteristics, per element

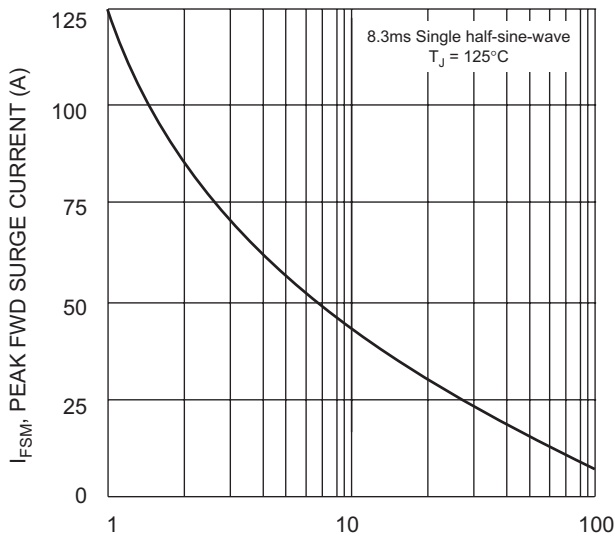


Fig. 3 Peak Forward Surge Current

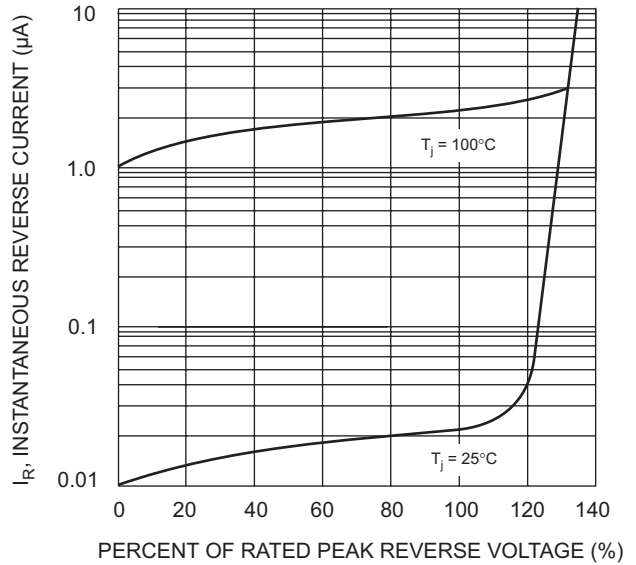


Fig. 4 Typical Reverse Characteristics

DISCLAIMER:

- 1- The information given herein, including the specifications and dimensions, is subject to change without prior notice to improve product characteristics. Before ordering, purchasers are advised to contact the Sensitron Semiconductor sales department for the latest version of the datasheet(s).
- 2- In cases where extremely high reliability is required (such as use in nuclear power control, aerospace and aviation, traffic equipment, medical equipment, and safety equipment), safety should be ensured by using semiconductor devices that feature assured safety or by means of users' fail-safe precautions or other arrangement.
- 3- In no event shall Sensitron Semiconductor be liable for any damages that may result from an accident or any other cause during operation of the user's units according to the datasheet(s). Sensitron Semiconductor assumes no responsibility for any intellectual property claims or any other problems that may result from applications of information, products or circuits described in the datasheets.
- 4- In no event shall Sensitron Semiconductor be liable for any failure in a semiconductor device or any secondary damage resulting from use at a value exceeding the absolute maximum rating.
- 5- No license is granted by the datasheet(s) under any patents or other rights of any third party or Sensitron Semiconductor.
- 6- The datasheet(s) may not be reproduced or duplicated, in any form, in whole or part, without the expressed written permission of Sensitron Semiconductor.
- 7- The products (technologies) described in the datasheet(s) are not to be provided to any party whose purpose in their application will hinder maintenance of international peace and safety nor are they to be applied to that purpose by their direct purchasers or any third party. When exporting these products (technologies), the necessary procedures are to be taken in accordance with related laws and regulations.