




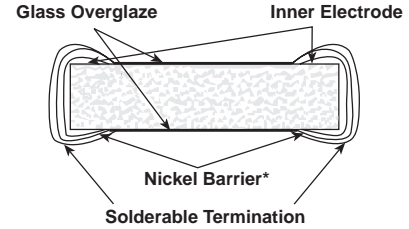
NTC Thermistors

Surface Mount Chip



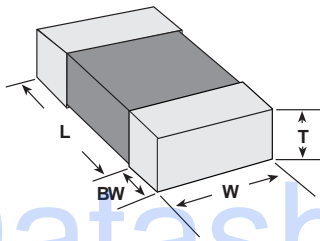
FEATURES

- Nickel barrier, tin/lead terminations.
- Wraparound terminations.
- Allows design flexibility for use with hybrid circuitry.
- High-density monolithic construction.
- Standard EIA E6 values.



*For alternate termination materials contact factory.

DIMENSIONAL CONFIGURATIONS [Numbers in brackets indicate millimeters]



PART NUMBER	L	W	BW
NTHS-0603	0.063 ± 0.008 [0.16 ± 0.20]	0.031 ± 0.008 [0.80 ± 0.20]	0.010 ± 0.006 [0.25 ± 0.15]
NTHS-0805	0.079 ± 0.008 [2.00 ± 0.20]	0.049 ± 0.008 [1.25 ± 0.20]	0.012 ± 0.006 [0.30 ± 0.15]
NTHS-1206	0.126 ± 0.008 [3.20 ± 0.20]	0.063 ± 0.008 [1.60 ± 0.20]	0.018 ± 0.008 [0.46 ± 0.20]
NTHS-1012	0.098 ± 0.008 [2.50 ± 0.20]	0.126 ± 0.008 [3.20 ± 0.20]	0.018 ± 0.008 [0.46 ± 0.20]

NOTE: "T" dimension varies with the product value and has a tolerance of ± 0.008" [0.20mm]. Contact factory for non-standard sizes.

PRODUCT VALUE RANGE BY CURVE AVAILABILITY

CURVE	NTHS-0603	NTHS-0805	NTHS-1206	NTHS-1012
3	500Ω - 2KΩ	300Ω - 2KΩ	200Ω - 999.9Ω	—
2	3KΩ - 13KΩ	2.01KΩ - 10KΩ	1KΩ - 12KΩ	1.3KΩ - 4.3KΩ
1	25KΩ - 100KΩ	12KΩ - 70KΩ	12.1Ω - 100KΩ	10KΩ - 30KΩ
17	100.1KΩ - 200KΩ	70.1KΩ - 200KΩ	100.1KΩ - 200KΩ	30.1KΩ - 93KΩ
4	200.1KΩ - 400KΩ	200.1KΩ - 302KΩ	200.1KΩ - 350KΩ	93.1KΩ - 139KΩ

STANDARD VALUES

220Ω	330Ω	470Ω	680Ω	1KΩ	1.5KΩ
2.2KΩ	3.3KΩ	4.7KΩ	5.0KΩ	6.8KΩ	10KΩ
15KΩ	22KΩ	33KΩ	47KΩ	50KΩ	68KΩ
100KΩ	150KΩ	220KΩ	330KΩ		

NOTE: Contact factory for non-standard values.

TYPICAL PRODUCT RTC CHARACTERISTICS

CURVE	1	2	3	4	17
NTC %/°C @ + 25°C	- 4.4	- 3.83	- 3.5	- 4.68	- 4.54
Beta + 25°C/ + 75°C	3964	3477	3181	4247	4064

HOW TO ORDER

NTHS-1206 MODEL-EIA DIMENSION	N CONDUCTOR TYPE	01 CURVE NUMBER	XXX R ₂₅ VALUE	J TOLERANCE
	J = Platinum/Palladium/Silver N = Nickel Barrier			J = ± 5% K = ± 10%