

Glass Passivated Bridge Rectifier



Features:

- Rating to 1,000V PRVP
- Ideal for Printed Circuit Board
- Low Forward Voltage Drop, High Current Capability
- Reliable Low Cost Construction Utilizing Moulded Plastic Technique Results in Inexpensive Product

Maximum Ratings and Thermal Characteristics

Ratings at 25°C ambient temperature unless otherwise specified

Single phase, half wave, 60Hz, resistive or inductive load. For capacitive load, derate by 20%.

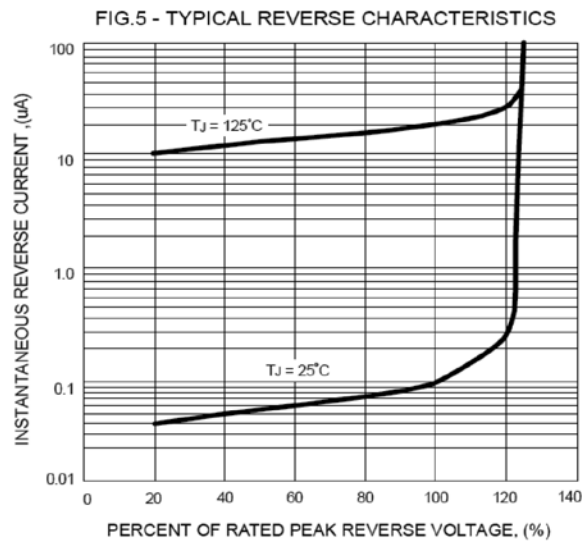
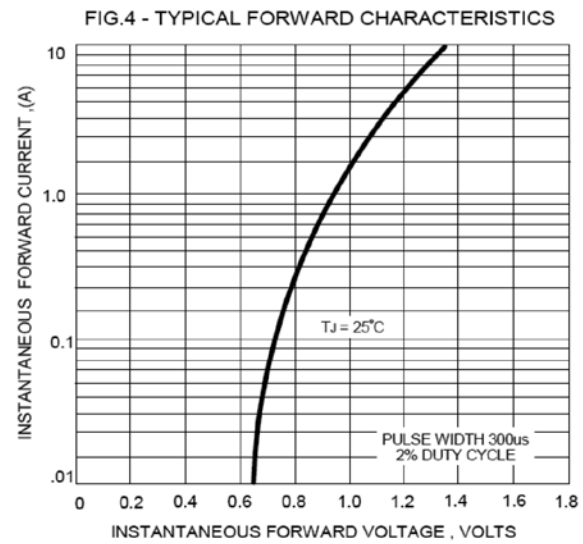
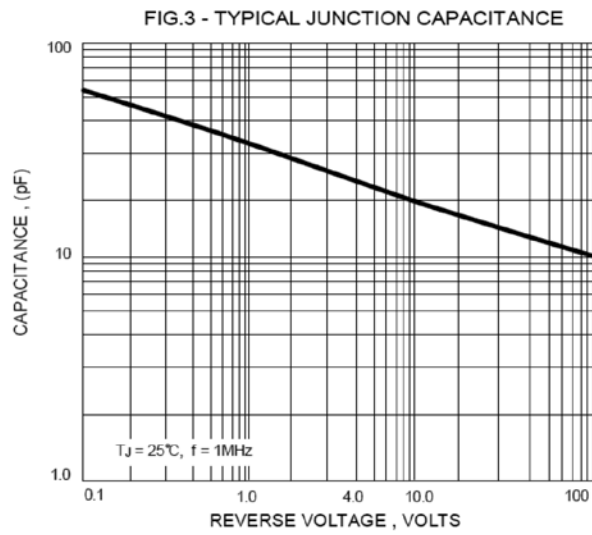
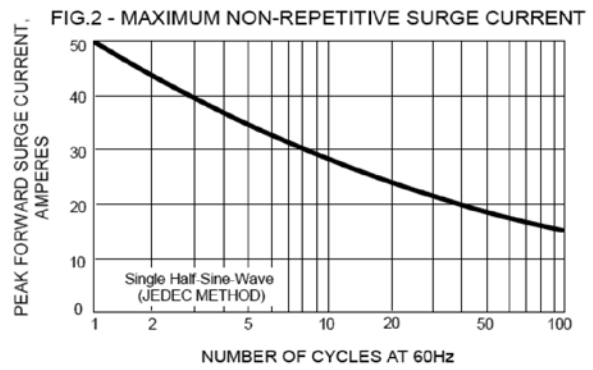
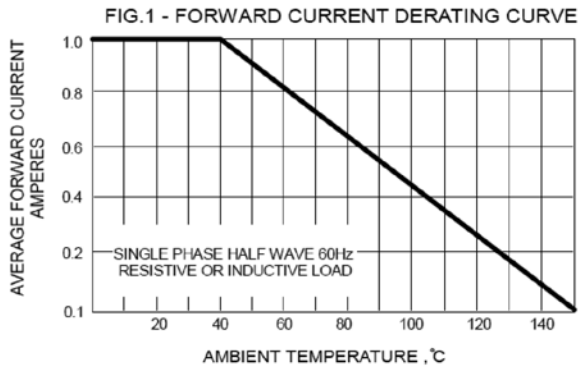
Characteristic	Symbol	DF06S-T	Units
Maximum repetitive peak reverse voltage	V_{RRM}	600	V
Maximum RMS voltage	V_{RWS}	420	V
Maximum DC blocking voltage	V_{DC}	600	V
Maximum average forward Output current at $T_A = 40^\circ\text{C}$	$I_{F(AV)}$	1	A
Peak forward surge current 8.3ms single half-sine-wave superimposed on rated load (JEDEC METHOD)	I_{FSM}	50	A
Maximum instantaneous forward voltage at 1A DC	V_F	1.1	V
Maximum DC reverse current $T_J=25^\circ\text{C}$ at rated DC blocking voltage $T_J=125^\circ\text{C}$	I_R	10 500	μA
I_t Rating for fusing ($t < 8.3\text{ms}$)	I_t^2	10.4	A^2S
Typical junction capacitance per element (Note1)	C_J	25	pF
Typical thermal resistance (Note 2)	$R_{\theta JA}$	40	$^\circ\text{C/W}$
Operating junction and storage temperature range	T_J, T_{STG}	-55 to +150	$^\circ\text{C}$

Note:

(1) Measured at 1MHz and applied reverse voltage of 4V DC

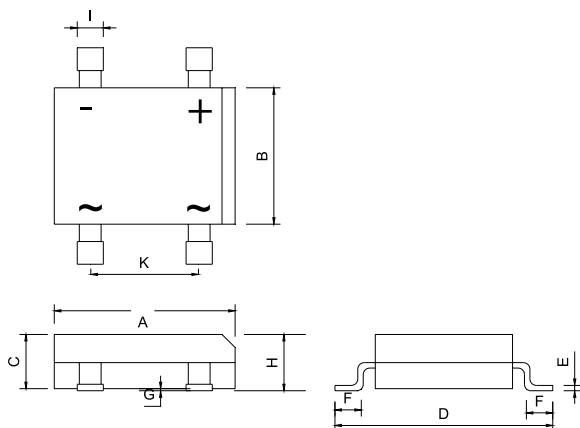
(2) Thermal resistance from junction to ambient mounted on PCB with 0.5" x 0.5" (13 x 13mm) copper pads

Glass Passivated Bridge Rectifier



Glass Passivated Bridge Rectifier

Package Outline Dimensions



DFS		
Dim.	Min.	Max.
A	8.2	8.6
B	6.1	6.5
C	2.35	2.65
D	9.6	10.1
E	0.25 Typ.	
F	0.9	1.5
G	0.2 Max.	
H	2.5	2.8
I	1	1.4
K	4.8	5.2

Dimensions : Millimetres

Package Information

Device	Package	Shipping
DF06S-T	DFS	50unit/pipe

Part Number Table

Description	Part Number
Glass Passivated Bridge Rectifier	DF06S-T

Important Notice : This data sheet and its contents (the "Information") belong to the members of the Premier Farnell group of companies (the "Group") or are licensed to it. No licence is granted for the use of it other than for information purposes in connection with the products to which it relates. No licence of any intellectual property rights is granted. The Information is subject to change without notice and replaces all data sheets previously supplied. The Information supplied is believed to be accurate but the Group assumes no responsibility for its accuracy or completeness, any error in or omission from it or for any use made of it. Users of this data sheet should check for themselves the Information and the suitability of the products for their purpose and not make any assumptions based on information included or omitted. Liability for loss or damage resulting from any reliance on the Information or use of it (including liability resulting from negligence or where the Group was aware of the possibility of such loss or damage arising) is excluded. This will not operate to limit or restrict the Group's liability for death or personal injury resulting from its negligence. Multicomp is the registered trademark of the Group. © Premier Farnell plc 2012.

www.element14.com
www.farnell.com
www.newark.com

