

## High Voltage Chip Resistors



### FEATURES

- High voltage up to 3000 volts
- Outstanding stability < 0.5 %
- Flow solderable
- Custom sizes available
- Automatic placement capability
- Top and wraparound terminations
- Tape and reel packaging available
- Internationally standardized sizes
- Nickel barrier available

STANDARD ELECTRICAL SPECIFICATIONS			
MODEL*	RESISTANCE RANGE* (Ohms)	POWER RATING* (MW)	VOLTAGE RATING (V) (Max.)
CRHV1206	2M - 8G	300	1500
CRHV1210	4M - 10G	450	1750
CRHV2010	6M - 35G	500	2000
CRHV2510	10M - 40G	600	2500
CRHV2512	12M - 50G	700	3000

\*For non-standard sizes, lower values or higher power rating requirement, contact factory at +1-909-923-3313.

### ELECTRICAL SPECIFICATIONS

(Reference only: Not for all values specified. Consult factory for your size and value.)

**Resistance Range:** 2 MΩ to 50 GΩ

**Resistance Tolerance:** ± 1 %, ± 2 %, ± 5 %, ± 10 %, ± 20 %.

**Temperature Coefficient:** ± 100 ppm/°C. (- 55 °C to + 150 °C)

**Voltage Rating:** 1500 V - 3000 V.

**Short Time Overload:** Less than 0.5 % ΔR.

### MECHANICAL SPECIFICATIONS

**Construction:** 96 % alumina substrate with proprietary cermet resistance element and specified termination material.

### ENVIRONMENTAL SPECIFICATIONS

**Operating Temperature:** - 55 °C to + 150 °C

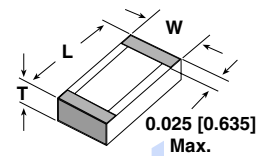
**Life:** Less than 0.5 % change when tested at full rated power

(Reference only: Not for all values specified. Consult factory for your size and value.)

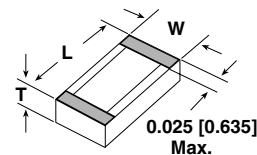
VOLTAGE COEFFICIENT OF RESISTANCE CHART			
SIZE	VALUE (Ohms)	VCR (PPM/V)	FURTHER INSTRUCTIONS
CRHV1206	2M - 199M	25	Values over 200M, consult factory.
CRHV1210	4M - 200M	25	Values over 200M, consult factory.
CRHV2010	6M - 99M	15	Values over 1G, consult factory.
	100M - 1G	20	
CRHV2510	10M - 99M	10	Values over 1G, consult factory.
	100M - 1G	15	
CRHV2512	12M - 999M	10	Values over 5G, consult factory.
	1G - 5G	25	

### DIMENSIONS in inches [millimeters]

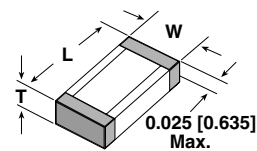
#### Termination Style A (3-sided wraparound)



#### Termination Style B (Top conductor only)



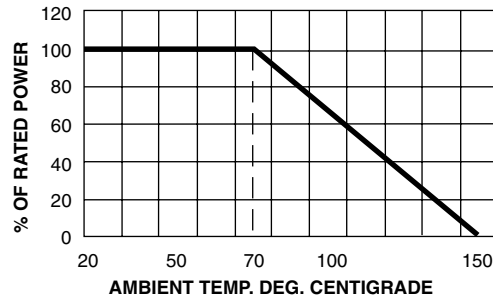
#### Termination Style C (5-sided wraparound)



MODEL	LENGTH (L) ± 0.006 [0.152]	WIDTH (W) ± 0.006 [0.152]	THICKNESS (T) ± 0.002 [0.051]
CRHV1206	0.125	0.063	0.025
CRHV1210	0.125	0.100	0.025
CRHV2010	0.200	0.100	0.025
CRHV2510	0.250	0.100	0.025
CRHV2512	0.250	0.126	0.025



**DERATING CURVE**



(Reference only: Not for all values specified. Consult factory for your size and value.)

**ORDERING INFORMATION**

CRHV	1206	A	F	1006	F	100	e1
MODEL	SIZE	TERMINATION STYLE	TERMINATION MATERIAL	VALUE	TOLERANCE	TCR	SOLDER TERMINATION
		A = 3 sided B = Top only C = 5 sided	A = Palladium Silver B = Platinum Gold C = Gold D = Platinum Silver E = Palladium Gold F = Nickel Barrier	The first 3 digits are significant figures. Last digit specifies the number of zeros to follow. <b>Example:</b> 1008 = 10 Gigohms.	F = ± 1 % G = ± 2 % J = ± 5 % K = ± 10 % M = ± 20 %	100 = ± 100 ppm/°C 200 = ± 200 ppm/°C 350 = ± 350 ppm/°C 500 = ± 500 ppm/°C	S2 = Sn62 e1 = Sn95/5



## Notice

Specifications of the products displayed herein are subject to change without notice. Vishay Intertechnology, Inc., or anyone on its behalf, assumes no responsibility or liability for any errors or inaccuracies.

Information contained herein is intended to provide a product description only. No license, express or implied, by estoppel or otherwise, to any intellectual property rights is granted by this document. Except as provided in Vishay's terms and conditions of sale for such products, Vishay assumes no liability whatsoever, and disclaims any express or implied warranty, relating to sale and/or use of Vishay products including liability or warranties relating to fitness for a particular purpose, merchantability, or infringement of any patent, copyright, or other intellectual property right.

The products shown herein are not designed for use in medical, life-saving, or life-sustaining applications. Customers using or selling these products for use in such applications do so at their own risk and agree to fully indemnify Vishay for any damages resulting from such improper use or sale.