


**Sub-miniature Schottky Diodes & Arrays in  
SOT-323 (3-pin) SMD's: *BAT54-W* and  
SOT-363's (6-pin) SMD's: *BAS40-W & BAS70-W!***



SOT-23		
Dim	Min	Max
A	0.37	0.51
B	1.19	1.40
C	2.10	2.50
D	0.89	1.05
E	0.45	0.61
G	1.78	2.05
H	2.65	3.05
J	0.013	0.15
K	0.89	1.10
L	0.45	0.61
M	0.076	0.178
All Dimensions in mm		

SOT-363		
Dim	Min	Max
A	0.10	0.30
B	1.15	1.35
C	2.00	2.20
D	0.65 Nominal	
E	0.30	0.40
G	1.80	2.20
H	1.80	2.20
J	—	0.10
K	0.90	1.00
L	0.25	0.40
M	0.10	0.25
All Dimensions in mm		

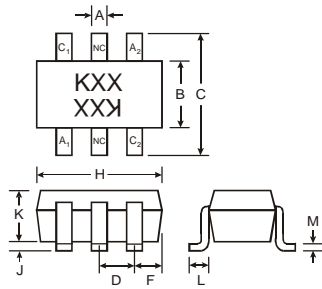
## Key Features

1. Industry-standard Schottky diode devices in array configurations.
2. 30 Volt, 40 Volt and 70 Volt V<sub>rrm</sub>.
3. Popular configurations:
  - Triple Schottky, Isolated
  - 4 Schottkys arrayed as two common cathode circuits
  - 4 Schottkys arrayed as two common anode circuits
  - 4 Schottkys arrayed as two series pair connected (doubler) circuits
  - 4 Schottkys arrayed as two series pairs, for connection as full wave bridge

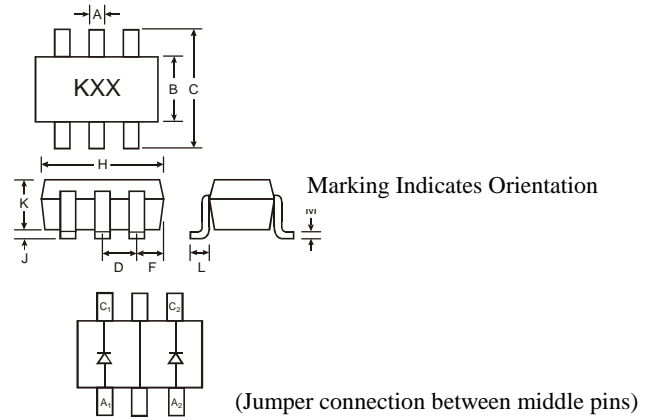
## Benefits

1. Very high circuit density.
2. Replaces multiple, larger packages.
3. Up to 6:1 reduction in board space.

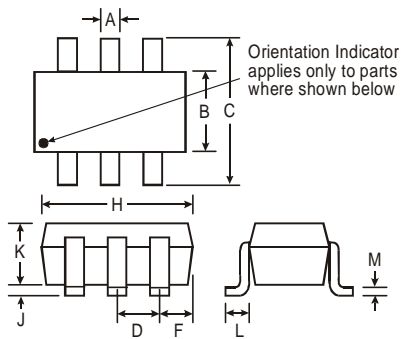
**BAT54DW**



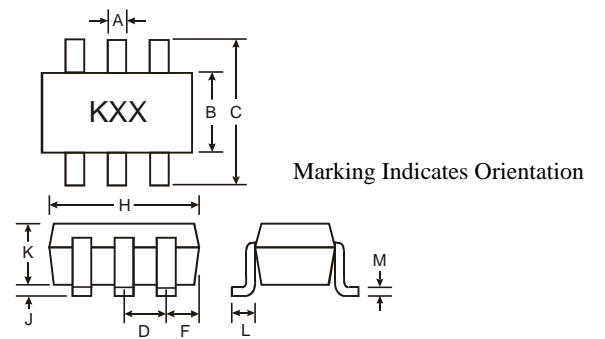
**BAT54JW, BAS70JW**



**BAT54TW /ADW /CDW /SDW /BRW**



**BAS40TW /DW-04 /DW-05 /DW-06 /BRW,  
BAS70TW /DW-04 /DW-06 /BRW**



## Applications

- ❑ Data line termination
- ❑ Signal processing
- ❑ Signal “OR-ing”

## End Equipment Applications

- ❑ Notebook computers
- ❑ Handheld computers, PDA
- ❑ PDA
- ❑ Mobile Phones
- ❑ PCMCIA cards
- ❑ Pagers, PCS
- ❑ Low Noise Step-Up DC-DC Converter

## Crosses to Other Manufacturers' Parts

<i>Diodes P/N</i>	<i>Philips</i>	<i>ON</i>	<i>Rohm</i>	<i>Infineon</i>	<i>Agilent</i>	<i>Toshiba</i>
BAS40DW-05	1PS88SB48					
BAS40TW			RB731XN			
BAS70DW-04				BAS70-04S		
BAS70DW-06				BAS70-06S		
BAS70JW					HSMS-280K	
BAS70TW				BAS70-08S	HSMS-280L	
BAT54DW		MBD54DWT1				

## BAT54W, BAS40W, BAS70W Surpasses Its Competition

- We offer the most comprehensive line of six pin Schottky Arrays
- One-stop shopping
- We also provide fast response custom configurations at much lower cost than small scale ASICs

## Product Listing (Data Sheet links provided below)

- BAT54-W Series (30 Volt)
  - BAT54DW dual, isolated (DS30107)
  - BAT54JW dual, jumper isolated (DS30157)
  - BAT54TW triple, isolated (DS30152)
  - BAT54ADW two common anode circuits (DS30152)
  - BAT54CDW two common cathode circuits (DS30152)
  - BAT54SDW two series (doubler) circuits (DS30152)
  - BAT54BRW two series circuits for FW bridge connection (DS30152)
- BAS40-W Series (40 Volt)
  - BAS40JW dual, jumper isolated
  - BAS40TW triple, isolated (DS30156)
  - BAS40DW-04 two series (doubler) circuits (DS30156)
  - BAS40DW-05 two common cathode circuits (DS30156)
  - BAS40DW-06 two common anode circuits (DS30156)
  - BAS40BRW two series circuits for FW bridge connection (DS30156)
- BAS70-W Series (70 Volt)
  - BAS70JW dual, jumper isolated (DS30188)
  - BAS70TW triple, isolated (DS30158)
  - BAS70DW-04 two series (doubler) circuits (DS30158)
  - BAS70DW-06 two common anode circuits (DS30158)
  - BAS70BRW two series circuits for FW bridge connection (DS30158)

## Availability

- Samples *Now Available*
- Production Quantities stock to 4 weeks
- Data Sheets available NOW at: [www.diodes.com](http://www.diodes.com).

To download selected data sheets, online viewers may click links below:

- **BAT54DW** <http://www.diodes.com/datasheets/ds30107.pdf>
- **BAT54JW** <http://www.diodes.com/datasheets/ds30157.pdf>
- **BAT54TW /ADW /CDW /SDW /BRW** <http://www.diodes.com/datasheets/ds30152.pdf>
- **BAS40TW /DW-04 /DW-05 /DW-06 /BRW** <http://www.diodes.com/datasheets/ds30156.pdf>
- **BAS70JW** <http://www.diodes.com/datasheets/ds30188.pdf>
- **BAS70TW /DW-04 /DW-06 /BRW** <http://www.diodes.com/datasheets/ds30158.pdf>
- **BAS40JW** currently under development