



Micro Commercial Components

Micro Commercial Components  
20736 Marilla Street Chatsworth  
CA 91311  
Phone: (818) 701-4933  
Fax: (818) 701-4933

# 1N4729AW THRU 1N4761AW

## 1.0 Watt Zener Diode 3.6 to 75 Volts

### Features

- Silicon planar power zener diodes
- Low profile surface-mount package
- Lead Free Finish/Rohs Compliant ("P" Suffix designates Rohs Compliant. See ordering information)
- Moisture Sensitivity: Level 1
- Halogen free available upon request by adding suffix "-HF"

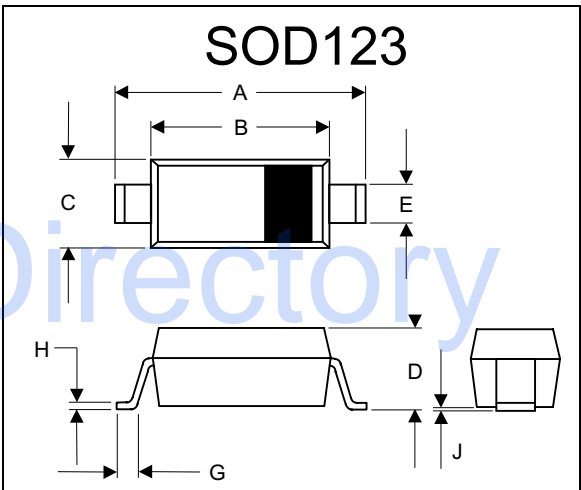
### Maximum Ratings

- Operating Temperature: -55°C to +150°C
- Storage Temperature: -55°C to +150°C

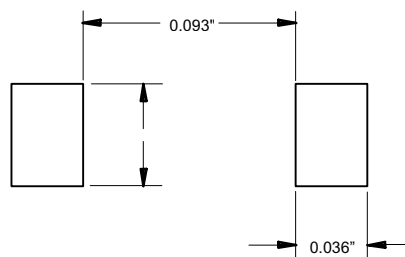
### Electrical Characteristics @ 25°C Unless Otherwise Specified

DC Power Dissipation	$P_d$	1.0W	$T_A=25^\circ\text{C}$
Forward Voltage Drop	$V_F$	1.2V	
Thermal Resistance	$R_{thJA}$	100K/W	Note 1
Power Derating from 100°C	$P_{tot}$	10mW/°C	

**Note:** (1) Valid provided that electrodes at a distance of 10mm from case are kept at ambient temperature.



DIM	DIMENSIONS				NOTE
	INCHES		MM		
	MIN	MAX	MIN	MAX	
A	.140	.152	3.55	3.85	
B	.100	.112	2.55	2.85	
C	.055	.071	1.40	1.80	
D	-----	.053	-----	1.35	
E	.012	.031	0.30	.78	
G	.006	-----	0.15	-----	
H	-----	.01	-----	.25	
J	-----	.006	-----	.15	



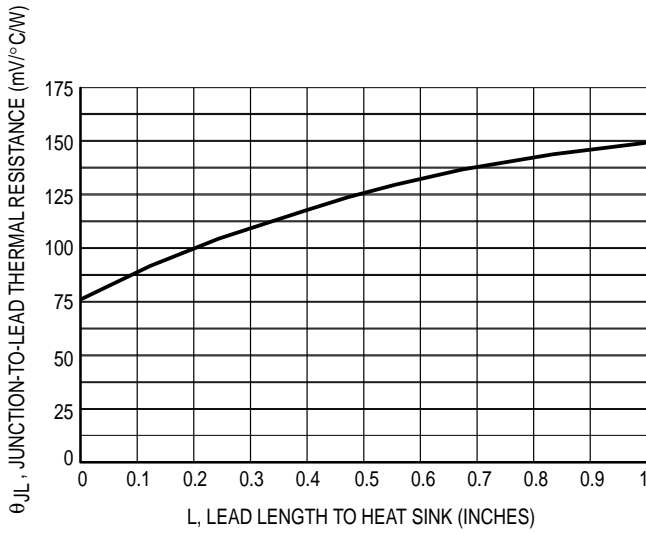
**Electrical Characteristics** ( $T_A = 25^\circ\text{C}$  unless otherwise noted). Maximum  $V_F = 1.2\text{V}$  at  $I_F = 200\text{mA}$ 

MCC Part Number	Zener Voltage	Test Current	Maximum Dynamic Impedance			Maximum Reverse Leakage Current		Surge Current	Maximum Regulator Current	Device Marking
			$Z_{ZT} @ I_{ZT}$	$Z_{ZK} @ I_{ZK}$	$I_{ZK}$	$I_R @ V_R$	$V_R$			
	$V_Z @ I_{ZT}$ Volts	$I_{ZT}$ mA	$Z_{ZT} @ I_{ZT}$ OHMS	$Z_{ZK} @ I_{ZK}$ OHMS	$I_{ZK}$ mA	$I_R @ V_R$ $\mu\text{A}$	$V_R$ Volts	$I_R$ mA	$I_{ZM}$ mA	
1N4729AW	3.6	69	10	400	1	100	1	1260	252	729
1N4730AW	3.9	64	9	400	1	50	1	1190	234	730
1N4731AW	4.3	58	9	400	1	10	1	1070	217	731
1N4732AW	4.7	53	8	500	1	10	1	970	193	732
1N4733AW	5.1	49	7	550	1	10	1	890	178	733
1N4734AW	5.6	45	5	600	1	10	2	810	162	734
1N4735AW	6.2	41	2	700	1	10	3	730	146	735
1N4736AW	6.8	37	3.5	700	1	10	4	660	133	736
1N4737AW	7.5	34	4	700	0.5	10	5	605	121	737
1N4738AW	8.2	31	4.5	700	0.5	10	6	550	110	738
1N4739AW	9.1	28	5	700	0.5	10	7	500	100	739
1N4740AW	10	25	7	700	0.25	10	7.6	454	91	740
1N4741AW	11	23	8	700	0.25	5	8.4	414	83	741
1N4742AW	12	21	9	700	0.25	5	9.1	380	76	742
1N4743AW	13	19	10	700	0.25	5	9.9	344	69	743
1N4744AW	15	17	14	700	0.25	5	11.4	304	61	744
1N4745AW	16	15.5	16	700	0.25	5	12.2	285	57	745
1N4746AW	18	14	20	750	0.25	5	13.7	250	50	746
1N4747AW	20	12.5	22	750	0.25	5	15.2	225	45	747
1N4748AW	22	11.5	23	750	0.25	5	16.7	205	41	748
1N4749AW	24	10.5	25	750	0.25	5	18.2	190	38	749
1N4750AW	27	9.5	35	750	0.25	5	20.6	170	34	750
1N4751AW	30	8.5	40	1000	0.25	5	22.8	150	30	751
1N4752AW	33	7.5	45	1000	0.25	5	25.1	135	27	752
1N4753AW	36	7	50	1000	0.25	5	27.4	125	25	753
1N4754AW	39	6.5	60	1000	0.25	5	29.7	115	23	754
1N4755AW	43	6	70	1500	0.25	5	32.7	110	22	755
1N4756AW	47	5.5	80	1500	0.25	5	35.8	95	19	756
1N4757AW	51	5	95	1500	0.25	5	38.8	90	18	757
1N4758AW	56	4.5	110	2000	0.25	5	42.6	80	16	758
1N4759AW	62	4	125	2000	0.25	5	47.1	70	14	759
1N4760AW	68	3.7	150	2000	0.25	5	51.7	65	13	760
1N4761AW	75	3.3	175	2000	0.25	5	56	60	12	761

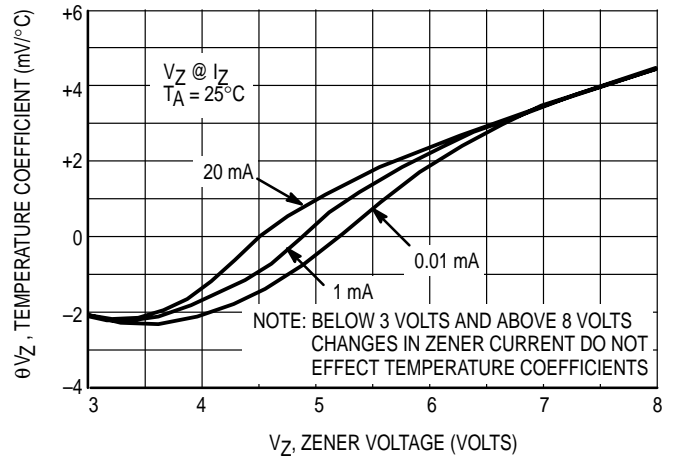
**Note** 1:  $V_Z$ : tolerance +/-5%

- 2: The Zener impedance is derived from the 60 Hz ac voltage, which results when an ac current having an rms value equal to 10% of the DC Zener current ( $I_{ZT}$  or  $I_{ZK}$ ) is superimposed on  $I_{ZT}$  or  $I_{ZK}$ . Zener impedance is measured at two points to insure a sharp knee on the breakdown curve and eliminate unstable units.
- 3: The reverse surge current is measured at  $25^\circ\text{C}$  ambient using a 1/2 square wave or equivalent sine wave pulse 1/120 second duration superimposed on  $I_{ZT}$ .
- 4: Voltage measurements to be performed 90 seconds after application of DC current.
- 5: RoHs Compliant already and Pb-free sticker on reel , box & carton indicated RoHs compliant .

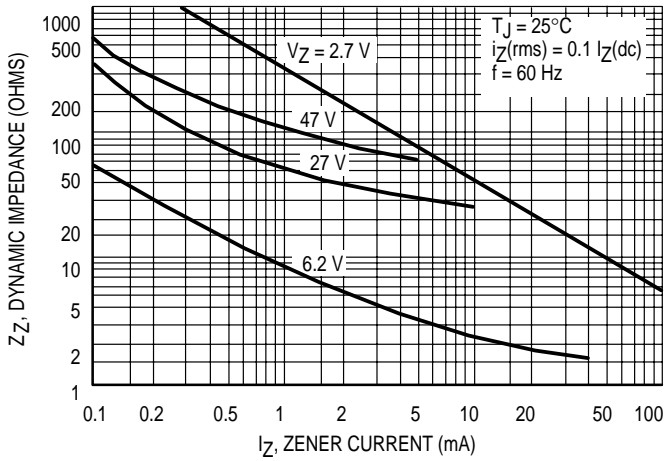
# 1N4729AW thru 1N4761AW



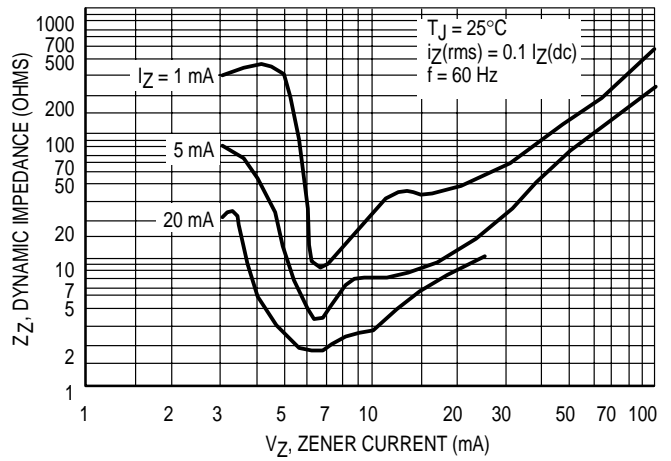
**Figure 1. Typical Thermal Resistance versus Lead Length**



**Figure 2. Effect of Zener Current**



**Figure 3. Effect of Zener Current on Zener Impedance**



**Figure 4. Effect of Zener Voltage on Zener Impedance**



TM

Micro Commercial Components

### Ordering Information :

Device	Packing
Part Number-TP	Tape&Reel: 3Kpcs/Reel

Note : Adding "-HF" suffix for halogen free, eg. Part Number-TP-HF

#### \*\*\*IMPORTANT NOTICE\*\*\*

**Micro Commercial Components Corp.** reserves the right to make changes without further notice to any product herein to make corrections, modifications , enhancements , improvements , or other changes . **Micro Commercial Components Corp .** does not assume any liability arising out of the application or use of any product described herein; neither does it convey any license under its patent rights ,nor the rights of others . The user of products in such applications shall assume all risks of such use and will agree to hold **Micro Commercial Components Corp .** and all the companies whose products are represented on our website, harmless against all damages.

#### \*\*\*LIFE SUPPORT\*\*\*

MCC's products are not authorized for use as critical components in life support devices or systems without the express written approval of Micro Commercial Components Corporation.

#### \*\*\*CUSTOMER AWARENESS\*\*\*

Counterfeiting of semiconductor parts is a growing problem in the industry. Micro Commercial Components (MCC) is taking strong measures to protect ourselves and our customers from the proliferation of counterfeit parts. MCC strongly encourages customers to purchase MCC parts either directly from MCC or from Authorized MCC Distributors who are listed by country on our web page cited below. Products customers buy either from MCC directly or from Authorized MCC Distributors are genuine parts, have full traceability, meet MCC's quality standards for handling and storage. **MCC will not provide any warranty coverage or other assistance for parts bought from Unauthorized Sources.** MCC is committed to combat this global problem and encourage our customers to do their part in stopping this practice by buying direct or from authorized distributors.