


# WINSLOW ADAPTICs

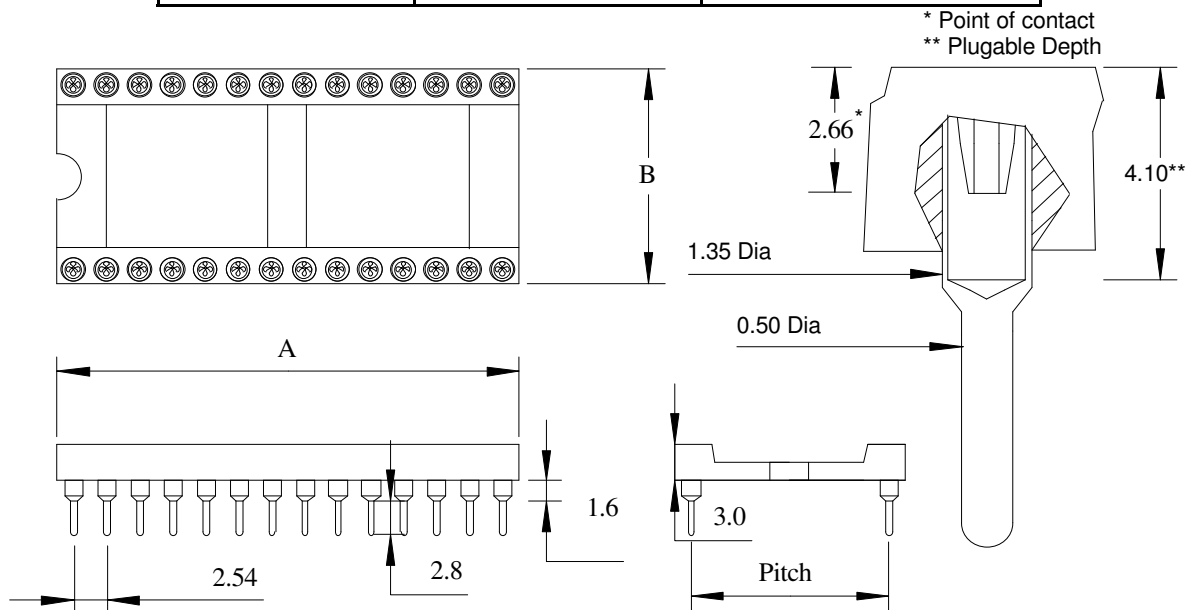
## Data Sheet – Screw Machined I.C. Sockets W30500TRC - W30500T - W30500G - W30500TTRC

The W30500 Series uses a screw machined half hard brass outer pin with a beryllium copper contact. The outer pin has 3 plating options; RoHS compliant Tin, Tin/Lead or Gold. The beryllium copper contact can be Gold or pure Tin. Moulding material is 30%GF PBT rated to UL 94 V-0. Part are designed and packaged for automatic PCB loading machines. The following table explains the plating options for the range.



SUFFIX	OUTER PLATING	CONTACT PLATING
TRC	Pure Tin (RoHS Compliant)	Gold
T	Tin Lead	Gold
G	Gold (RoHS Compliant)	Gold
TTRC	Pure Tin (RoHS Compliant)	Pure Tin (RoHS Compliant)

Datasheet Directory



# WINSLOW ADAPTICs

## Data Sheet – Screw Machined I.C. Sockets W30500TRC - W30500T - W30500G - W30500TTRC

PART NUMBER*	PINS	PITCH	A	B
W30504	4	7.62	5.00	10.14
W30506	6	7.62	7.54	10.14
W30508	8	7.62	10.08	10.14
W30510	10	7.62	12.62	10.14
W30514	14	7.62	17.70	10.14
W30516	16	7.62	20.24	10.14
W30518	18	7.62	22.78	10.14
W30520	20	7.62	25.32	10.14
W30522	22	10.16	27.86	12.68
W30524/3	24	7.62	30.40	10.14
W30524/4	24	10.16	30.40	12.68
W30524	24	15.24	30.40	17.66
W30528/3	28	7.62	35.48	10.14
W30528/4	28	10.16	35.48	12.68
W30528	28	15.24	35.48	17.66
W30532/4	32	10.16	40.56	12.68
W30532	32	15.24	40.56	17.66
W30536	36	15.24	45.64	17.66
W30540	40	15.24	50.72	17.66
W30542	42	15.24	53.26	17.66
W30548	48	15.24	60.88	17.66
W30550	50	15.24	63.42	17.66
W30550/9	50	22.86	63.42	25.38
W30552	52	15.25	65.96	17.66
W30552/9	52	22.86	65.96	25.38
W30564	64	22.86	81.20	25.38

\* When ordering please remember to add your required suffix to the part number

# WINSLOW ADAPTICs

## Data Sheet – Screw Machined I.C. Sockets W30500TRC - W30500T - W30500G - W30500TTRC

### General Specifications. Unless stated all values are typical.

#### Contact

Resistance: See test results below. Current Rating: 5.0 amps  
Capacitance: 0.35pF max Material: Brass outer, beryllium copper inner.

\*Plating: Outer; W30500TRC Nickel 2.5Um/Pure Tin 6.0Um  
W30500T 60/40 tin/lead 2-3Um.  
W30500G Nickel 2.5Um/Gold 0.1Um  
W30500TTRC Nickel 2.5Um/Pure Tin 6.0Um

\*Plating: Inner; W30500TRC Nickel 2.5Um/Gold 0.1Um  
W30500T Nickel 2.5Um/Gold 0.1Um  
W30500G Nickel 2.5Um/Gold 0.1Um  
W30500TTRC Nickel 2.5Um/ Pure Tin 0.1Um

Note: Other plating specs available. Please contact sales@winslowadaptics.com with your requirements.

Insertion Force: 350 grams per pin 0.018" diameter  
Withdrawal Force: 250 grams per pin 0.018" diameter.  
Force to remove from moulding: 12lb minimum

#### **Test Data and Results** (Sockets Tested—W30524T)

Test	Conditions	Result
Vibration	10 to 2,000Hz at 20g's	No mechanical damage to assembly or loss of continuity
Shock	150g's	No mechanical damage to assembly or loss of continuity
Thermal Shock	-65 to +150 degrees Centigrade	No change in insulation resistance, loss of continuity or mechanical damage to assembly.
Life vs Contact Resistance	1,000 cycles insertion/ withdrawal of IC lead device.	Average: Before test; 5.8mOhms After test; 6.9mOhms
Fungus Resistance of Moulding		Non-Nutrient
Salt Spray		Contact resistance remained 14mOhm. No galvanic corrosion visible at 50X
Endurance & Exposure to Ammonium Sulphide	Exposure after 10 insertions of DIP IC.	New tin-plated contact resistance 11mOhms
Atmosphere (contact)	Exposure after 10 insertions of DIP IC	New gold-plated contact resistance 5mOhms max.
Continuity of Soldered Connectors		Resistance change was less than 10%

# WINSLOW ADAPTICs

## Data Sheet – Screw Machined I.C. Sockets W30500TRC - W30500T - W30500G - W30500TTRC

General Specifications. Unless stated all values are typical.

### Moulding

Material:	Glass-reinforced Polyester (PBT)
Insulation Resistance:	1010 Ohms (contact to contact) at 500VDC
Arc Resistance:	145 seconds at 23 degrees C
Electrical Strength:	121KV/cm at 23 degrees C
Dielectric Constant:	3.9 (48 hrs 90%RH) at 100Hz 23 degrees C 4.5 at 100Hz 121 degrees C 3.7 (48 hrs 90%RH) at 1MHz 23 degrees C 4.3 at 1MHz 121 degrees C
Dissipation Factor:	0.0077 (48 hrs 30%RH) at 100Hz 23 degrees C 0.0300 at 100Hz 121 degrees C 0.0150 (48 hrs 30%RH) at 1MHz 23 degrees C 0.0200 at 1MHz 121 degrees C
Volume Resistivity:	3 x 10 <sup>13</sup> ohms-CM (48 hrs 90%RH) at 25 degrees C 10 <sup>13</sup> ohms-CM at 121 degrees C
Operating Temperature:	-65 to 150 degrees C
Flammability:	UL94V-0

Note: Dimensions are subject to change without prior notice.


[sales@winslowadaptics.com](mailto:sales@winslowadaptics.com)

DIP Support products from Winslow Adaptics


[www.winslowadaptics.com](http://www.winslowadaptics.com)





Custom Upgrades



Package



Conversion



Pitch Change

Also available from Winslow Adaptics are cost effective, time saving solutions to test, obsolescence, supply problems and upgrades. OEMs can upgrade equipment with custom Adaptics utilising additional logic, often saving considerable cost and time on re-design. If lead-time becomes an issue contact us for a suitable package converter. We specialise in conversion of all package lead-frames.