

NPN SWITCHING SILICON TRANSISTOR

Qualified per MIL-PRF-19500/251

Devices

2N2218	2N2219
2N2218A	2N2219A
2N2218AL	2N2219AL

Qualified Level

JAN
JANTX
JANTXV
JANS

MAXIMUM RATINGS

Ratings	Symbol	2N2218 2N2219	2N2218A; L 2N2219A; L	Unit
Collector-Emitter Voltage	V_{CEO}	30	50	Vdc
Collector-Base Voltage	V_{CBO}	60	75	Vdc
Emitter-Base Voltage	V_{EBO}	5.0	6.0	Vdc
Collector Current	I_C	800		mAdc
Total Power Dissipation	P_T	@ $T_A = +25^{\circ}\text{C}^{(1)}$	0.8	W
		@ $T_C = +25^{\circ}\text{C}^{(2)}$	3.0	W
Operating & Storage Junction Temp. Range	T_{op}, T_{stg}	-55 to +200		$^{\circ}\text{C}$

THERMAL CHARACTERISTICS

Characteristics	Symbol	Max.	Unit
Thermal Resistance, Junction-to-Case	$R_{\theta JC}$	59	$^{\circ}\text{C}/\text{W}$

- 1) Derate linearly 4.6 mW/ $^{\circ}\text{C}$ above $T_A > +25^{\circ}\text{C}$
 2) Derate linearly 17.0 mW/ $^{\circ}\text{C}$ above $T_C > +25^{\circ}\text{C}$



TO-39* (TO-205AD)
2N2218, 2N2218A
2N2219, 2N2219A



TO-5*
2N2218AL,
2N2219AL

*See appendix A for package outline

ELECTRICAL CHARACTERISTICS ($T_A = 25^{\circ}\text{C}$ unless otherwise noted)

Characteristics	Symbol	Min.	Max.	Unit
-----------------	--------	------	------	------

OFF CHARACTERISTICS

Collector-Emitter Breakdown Voltage $I_E = 10 \text{ mAdc}$	2N2218; 2N2219 2N2218A; L; 2N2219A; L	$V_{(BR)CEO}$	30 50	Vdc
Emitter-Base Cutoff Current $V_{EB} = 5.0 \text{ Vdc}$ $V_{EB} = 6.0 \text{ Vdc}$ $V_{EB} = 4.0 \text{ Vdc}$	2N2218; 2N2219 2N2218A; L; 2N2219A; L All Types	I_{EBO}	10 10 10	μAdc ηAdc
Collector-Base Cutoff Current $V_{CE} = 30 \text{ Vdc}$ $V_{CE} = 50 \text{ Vdc}$	2N2218; 2N2219 2N2218A; L; 2N2219A; L	I_{CES}	10 10	ηAdc

2N2218; A; AL; 2N2219; A; AL JAN SERIES

ELECTRICAL CHARACTERISTICS (con't)

Characteristics	Symbol	Min.	Max.	Unit
Collector-Base Cutoff Current				
$V_{CB} = 50 \text{ Vdc}$ 2N2218; 2N2219	I_{CBO}		10	ηAdc μAdc
$V_{CB} = 60 \text{ Vdc}$ 2N2218A; L; 2N2219A; L			10	
$V_{CB} = 60 \text{ Vdc}$ 2N2218; 2N2219			10	
$V_{CB} = 75 \text{ Vdc}$ 2N2218A; L; 2N2219A; L			10	

ON CHARACTERISTICS (3)

Forward-Current Transfer Ratio					
$I_C = 0.1 \text{ mAdc}, V_{CE} = 10 \text{ Vdc}$ 2N2218 2N2219 2N2218A; 2N2218AL 2N2219A; 2N2219AL	h_{FE}		20 35 30 50		
$I_C = 1.0 \text{ mAdc}, V_{CE} = 10 \text{ Vdc}$ 2N2218 2N2219 2N2218A; 2N2218AL 2N2219A; 2N2219AL			25 50 35 75	150 325 150 325	
$I_C = 10 \text{ mAdc}, V_{CE} = 10 \text{ Vdc}$ 2N2218 2N2219 2N2218A; 2N2218AL 2N2219A; 2N2219AL			35 75 40 100		
$I_C = 150 \text{ mAdc}, V_{CE} = 10 \text{ Vdc}$ 2N2218; A; 2N2218AL 2N2219; A; 2N2219AL			40 100	120 300	
$I_C = 500 \text{ mAdc}, V_{CE} = 10 \text{ Vdc}$ 2N2218; A; 2N2218AL 2N2219; A; 2N2219AL			20 30		
Collector-Emitter Saturation Voltage					
$I_C = 150 \text{ mAdc}, I_B = 15 \text{ mAdc}$ 2N2218; 2N2219 2N2218A; L; 2N2219A; L		$V_{CE(sat)}$		0.4 0.3	Vdc
$I_C = 500 \text{ mAdc}, I_B = 50 \text{ mAdc}$ 2N2218; 2N2219 2N2218; L; 2N2219A; L				1.6 1.0	
Base-Emitter Saturation Voltage					
$I_C = 150 \text{ mAdc}, I_B = 15 \text{ mAdc}$ 2N2218; 2N2219 2N2218A; L; 2N2219A, L		$V_{BE(sat)}$		0.6 0.6	Vdc
$I_C = 500 \text{ mAdc}, I_B = 50 \text{ mAdc}$ 2N2218; 2N2219 2N2218A; L; 2N2219A; L				2.6 2.0	

DYNAMIC CHARACTERISTICS

Magnitude of Small-Signal Forward Current Transfer Ratio $I_C = 20 \text{ mAdc}, V_{CE} = 20 \text{ Vdc}, f = 100 \text{ MHz}$	$ h_{fe} $	2.5	12	
Small-Signal Forward Current Transfer Ratio $I_C = 1.0 \text{ mAdc}, V_{CE} = 10 \text{ Vdc}, f = 1.0 \text{ kHz}$ 2N2218 2N2219 2N2218A, L 2N2219A, L	h_{fe}	25 50 35 75		
Output Capacitance $V_{CB} = 10 \text{ Vdc}, I_E = 0, 100 \text{ kHz} \leq f \leq 1.0 \text{ MHz}$	C_{obo}		8.0	pF
Input Capacitance $V_{EB} = 0.5 \text{ Vdc}, I_C = 0, 100 \text{ kHz} \leq f \leq 1.0 \text{ MHz}$	C_{ibo}		25	pF

SWITCHING CHARACTERISTICS

$V_{CC} = 30 \text{ Vdc}; I_C = 150 \text{ mAdc}; I_{B1} = 15 \text{ mAdc}$

Turn-On Time (See Figure 3 of MIL-PRF-19500/251)	2N2218, 2N2219 2N2218A, L, 2N2219A, L	t_{on}	40 35	ηs
Turn-Off Time (See Figure 4 of MIL-PRF-19500/251)	2N2218, 2N2219 2N2218A, L, 2N2219A, L	t_{off}	250 300	ηs

(3) Pulse Test: Pulse Width = 300 μ s, Duty Cycle \leq 2.0%.

[Home](#) > [Products](#) > [Power Conditioning](#) > [NPN Transistor](#) > 2N2219L

2N2219L (#52661)

NPN Transistor

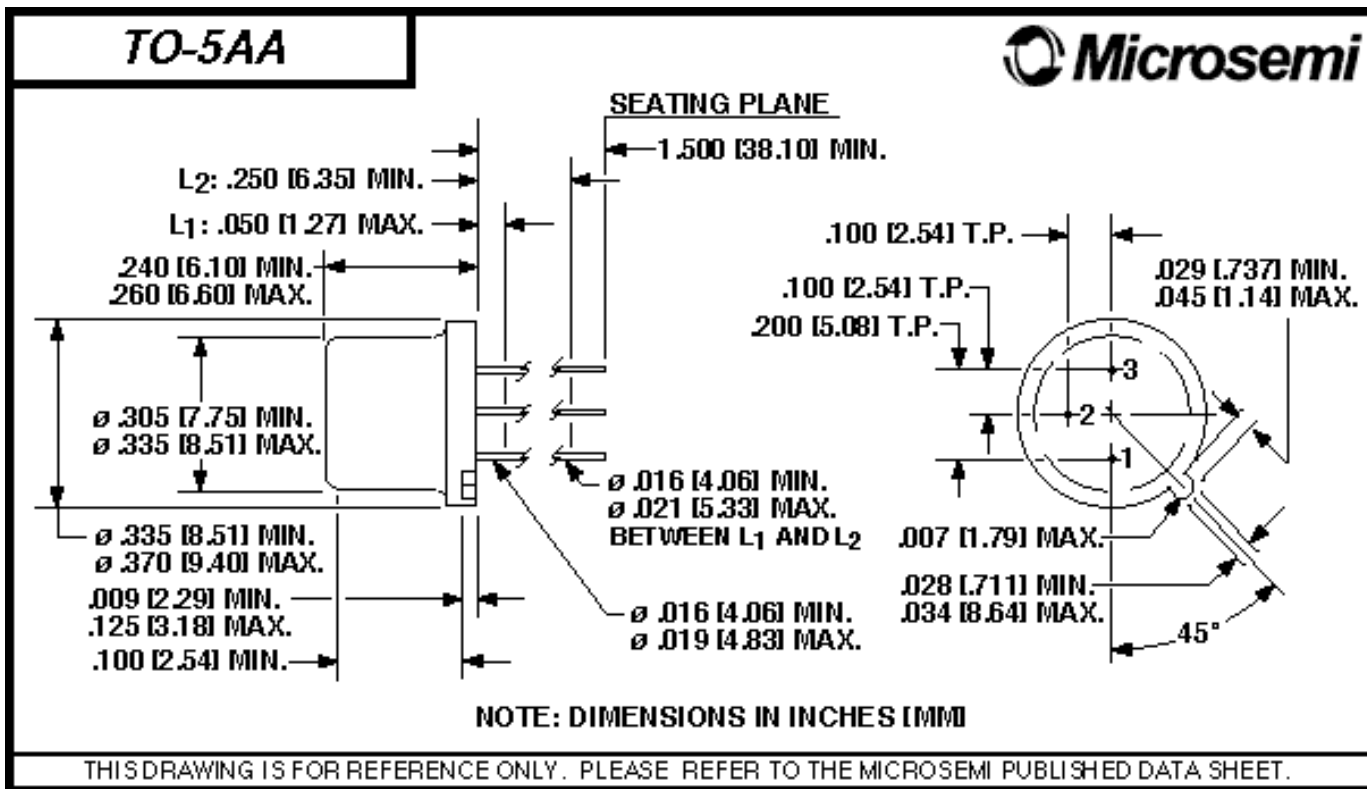
Package
TO-5(STD)

Division	New England	Datasheet	2n2218.pdf
Mil-Spec	(none)		
Shipping	(none)	Qual Data	(none)

Description

FEATURES:

- " NPN SWITCHING SILICON TRANSISTOR
- " Qualified per MIL-PRF-19500/251



[Home](#) > [Products](#) > [Power Conditioning](#) > [NPN Transistor](#) > JANTXV2N2218L

JANTXV2N2218L (#52648)

NPN Transistor

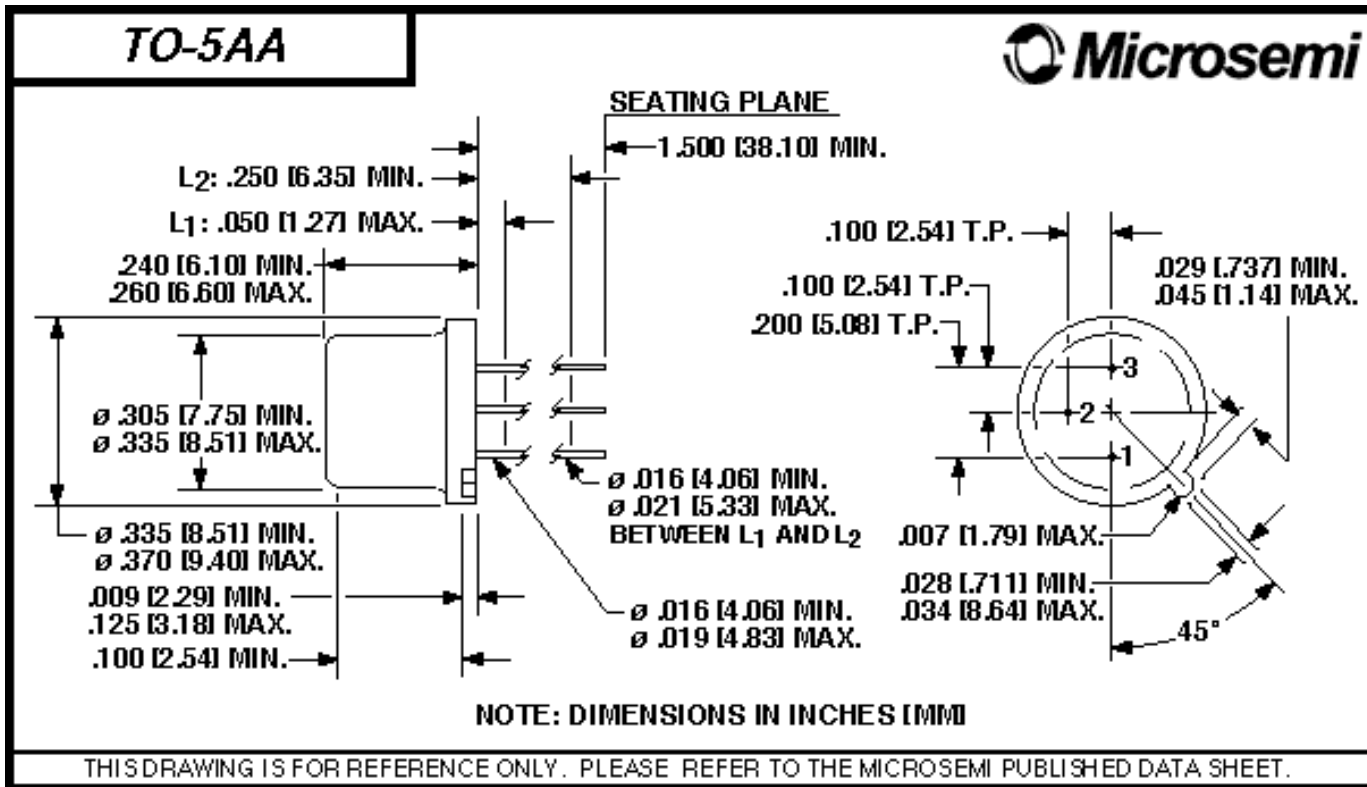
Package
TO-5(STD)

Division	New England	Datasheet	2n2218.pdf
Mil-Spec	(none)		
Shipping	(none)	Qual Data	(none)

Description

FEATURES:

- " NPN SWITCHING SILICON TRANSISTOR
- " Qualified per MIL-PRF-19500/251



[Home](#) > [Products](#) > [Power Conditioning](#) > [NPN Transistor](#) > JANTX2N2219L

JANTX2N2219L (#52663)

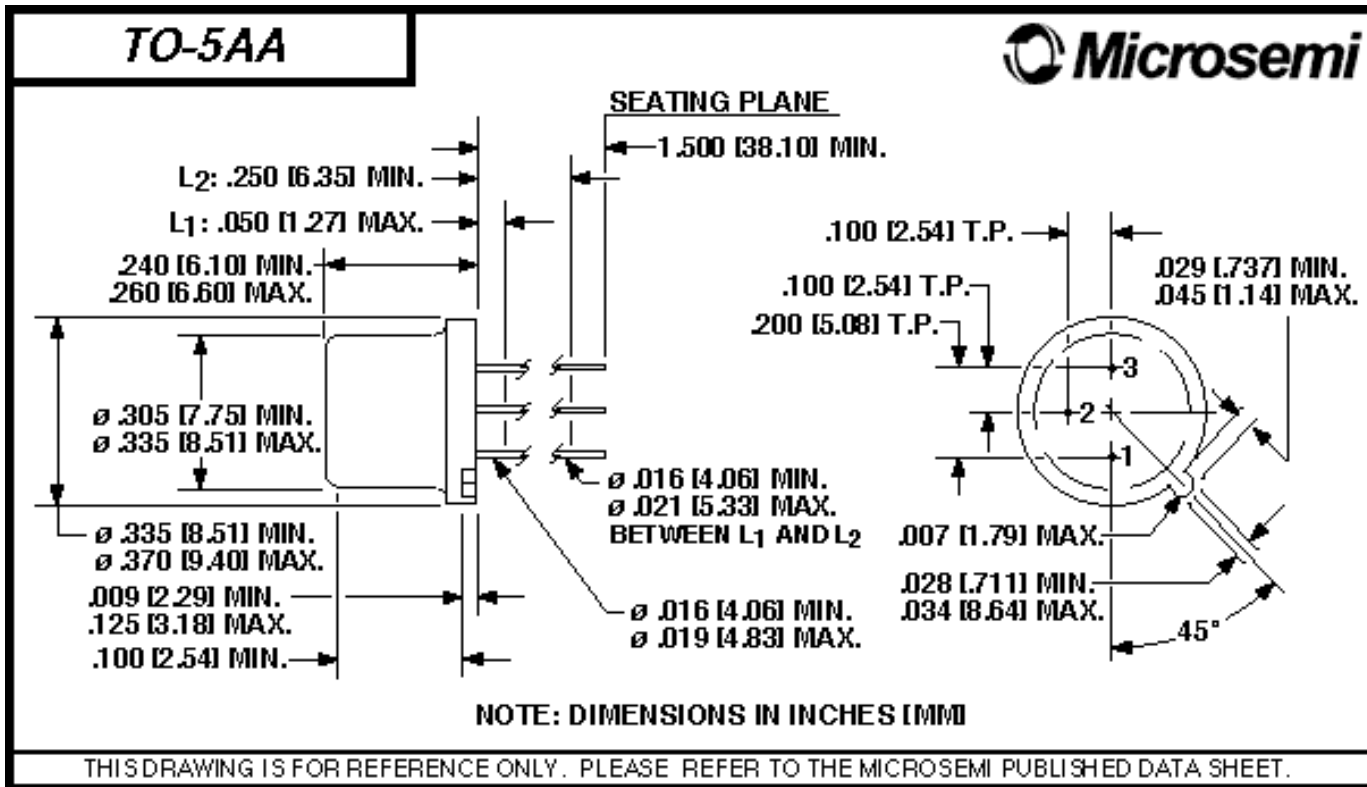
NPN Transistor

Package
TO-5(STD)

Division	New England	Datasheet	2n2218.pdf
Mil-Spec	(none)		
Shipping	(none)	Qual Data	(none)

Description

FEATURES:
 " NPN SWITCHING SILICON TRANSISTOR
 " Qualified per MIL-PRF-19500/251



[Home](#) > [Products](#) > [Power Conditioning](#) > [NPN Transistor](#) > JANTX2N2218L

JANTX2N2218L (#52647)

NPN Transistor

Package
TO-5(STD)

Division [New England](#) **Datasheet** [2n2218.pdf](#)

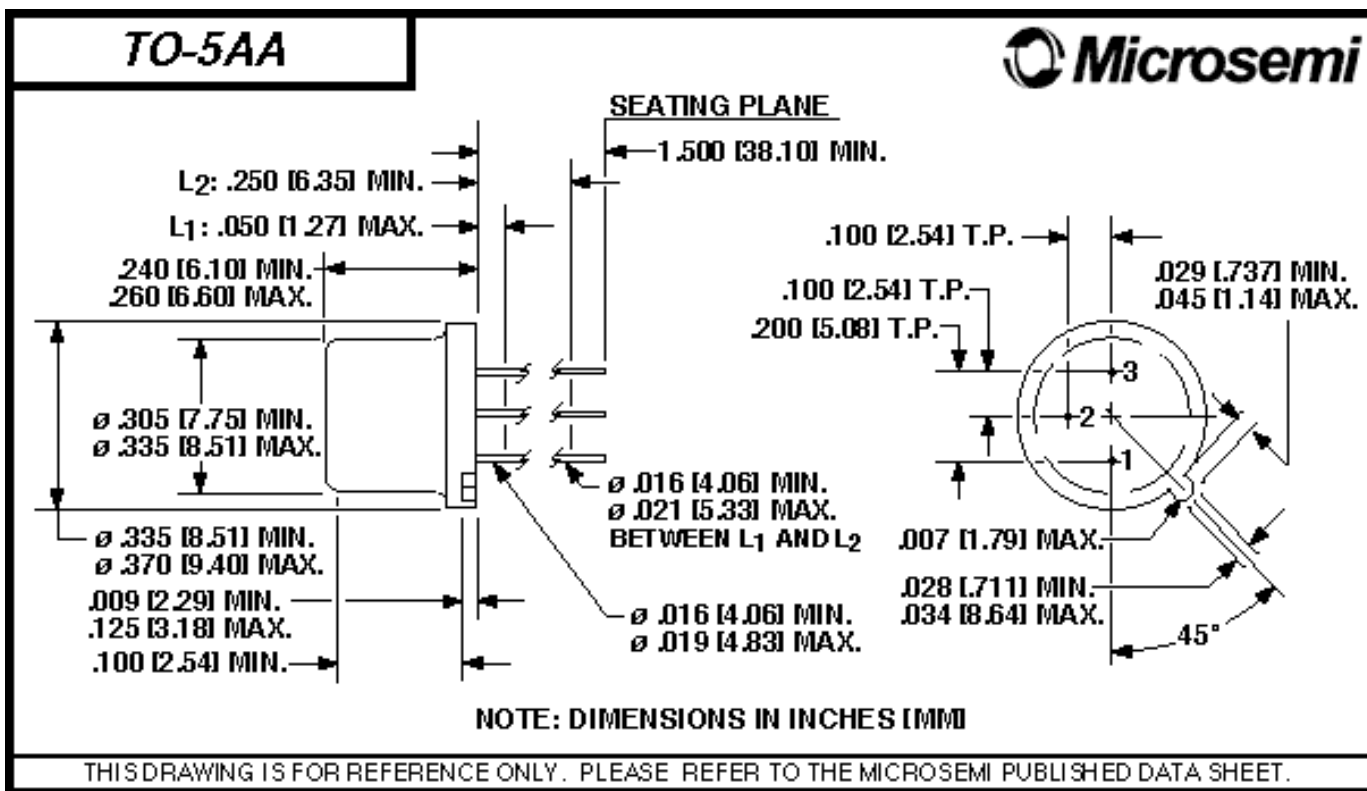
Mil-Spec (none)

Shipping (none) **Qual Data** (none)

Description

FEATURES:

- " NPN SWITCHING SILICON TRANSISTOR
- " Qualified per MIL-PRF-19500/251



[Home](#) > [Products](#) > [Power Conditioning](#) > [NPN Transistor](#) > JAN2N2219L

JAN2N2219L (#52662)

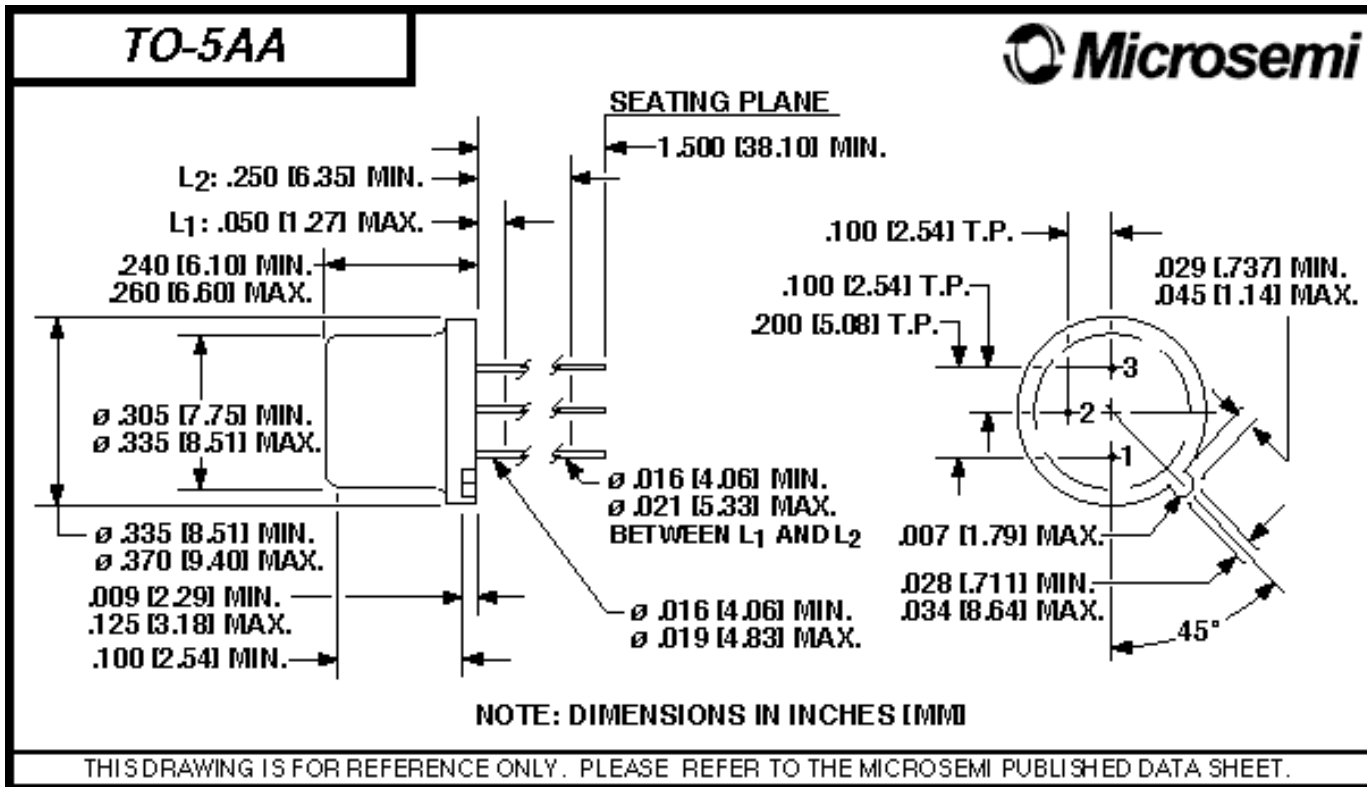
NPN Transistor

Package
TO-5(STD)

Division	New England	Datasheet	2n2218.pdf
Mil-Spec	(none)		
Shipping	(none)	Qual Data	(none)

Description

FEATURES:
 " NPN SWITCHING SILICON TRANSISTOR
 " Qualified per MIL-PRF-19500/251



[Home](#) > [Products](#) > [Power Conditioning](#) > [NPN Transistor](#) > JAN2N2218L

JAN2N2218L (#52646)

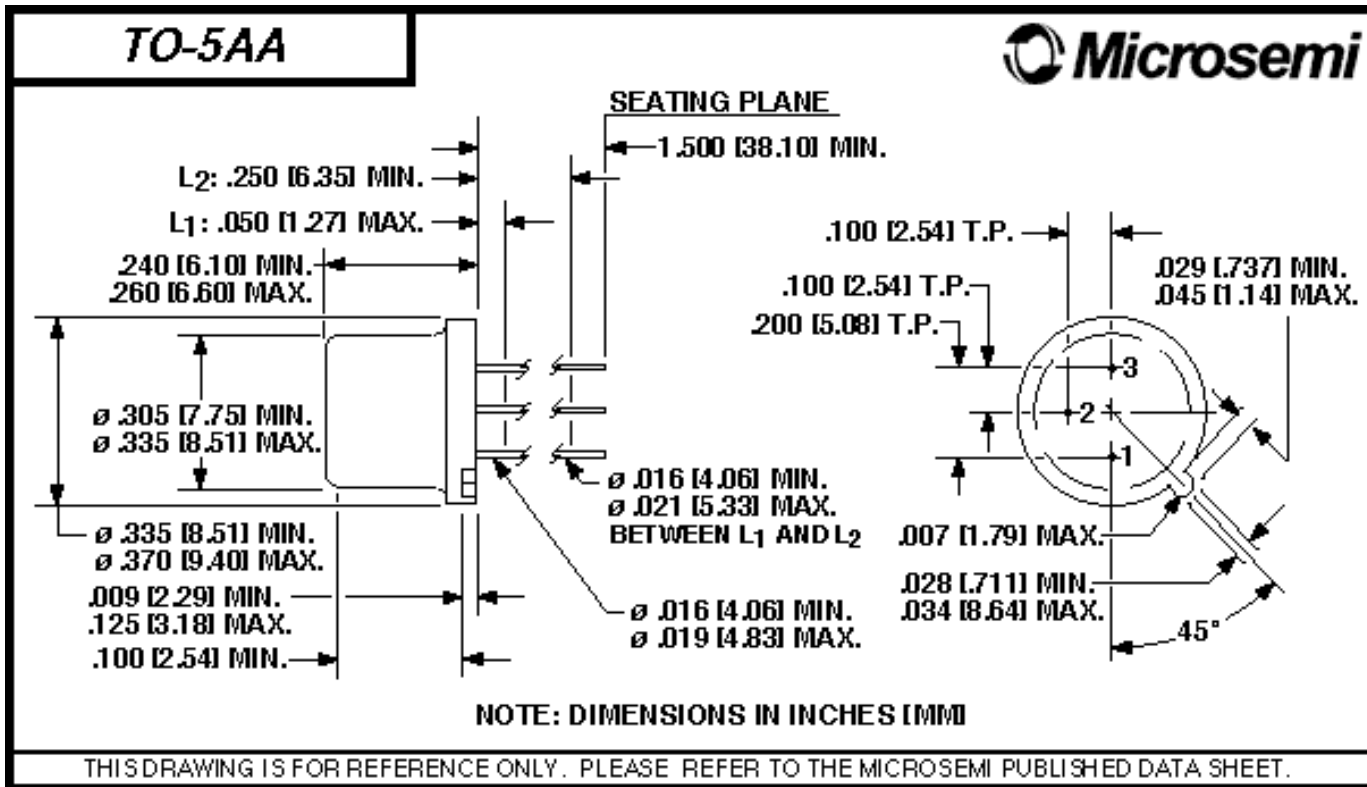
NPN Transistor

Package
TO-5(STD)

Division	New England	Datasheet	2n2218.pdf
Mil-Spec	(none)		
Shipping	(none)	Qual Data	(none)

Description

FEATURES:
 " NPN SWITCHING SILICON TRANSISTOR
 " Qualified per MIL-PRF-19500/251



[Home](#) > [Products](#) > [Power Conditioning](#) > [NPN Transistor](#) > JANTXV2N2219L

JANTXV2N2219L (#52664)

NPN Transistor

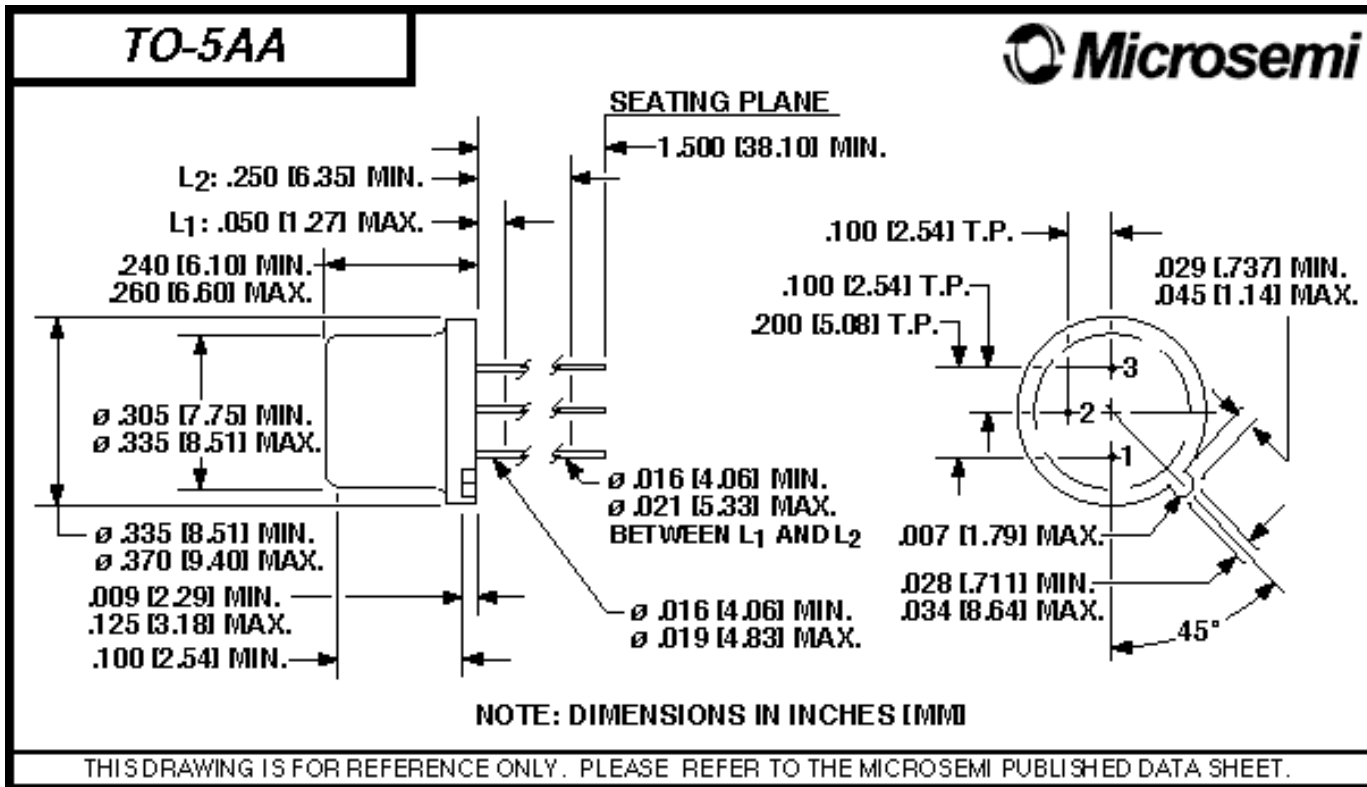
Package
TO-5(STD)

Division	New England	Datasheet	2n2218.pdf
Mil-Spec	(none)		
Shipping	(none)	Qual Data	(none)

Description

FEATURES:

- " NPN SWITCHING SILICON TRANSISTOR
- " Qualified per MIL-PRF-19500/251



[Home](#) > [Products](#) > [Power Conditioning](#) > [NPN Transistor](#) > 2N2218L

2N2218L (#52645)

NPN Transistor

Package
TO-5(STD)

Division	New England	Datasheet	2n2218.pdf
Mil-Spec	(none)		
Shipping	(none)	Qual Data	(none)

Description

FEATURES:

- " NPN SWITCHING SILICON TRANSISTOR
- " Qualified per MIL-PRF-19500/251

