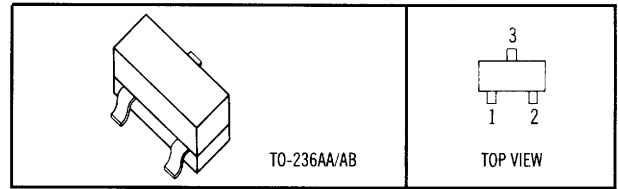


SERIES BAV and BAW MICROMINIATURE DIODES

- Series BAS, BAV, and BAW consists of standard European single and dual diode types.
- Devices are molded in a TO-263AA (high-profile) or TO-236AB (low-profile) package. These packages are similar to the SOT23 package and is intended as an alternate to conventional "chip and wire" hybrid assembly techniques.
- P_n (Max.) = 350 mW, $T_j = 150^\circ\text{C}$ (Max.)

FOR PACKAGE DIMENSIONS, SEE PAGE 117.



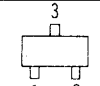
Catalog Number	Description	Marking	V_{BR}		I_R		V_F		C_o Max. (pF)	t_n (ns)
			Min. (V)	@ I_{BR} (μA)	Max. (μA)	@ V_R (V)	Max. (V)	@ I_F (mA)		
BAS16	Single Diode	A6	75	100	1	75	0.72	1	2	6
BAS19	Single Diode	A8	100	100	0.1	90	1.25	200	5	50
BAV70	Common Cathode	A4	70	5	5	70	0.86	10	1.5	6
BAV74	Common Cathode	JA	50	5	0.1	50	1	100	2	4
BAV99	Dual in Series	A7	70	100	2.5	70	1.1	50	1.5	6
BAW56	Common Anode	A1	70	2.5	2.5	70	1.1	50	2	6

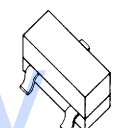
Pin Connections: Common Anode—1 Cathode, 2 Cathode, 3 Anode. Common Cathode—1 Anode, 2 Anode, 3 Cathode. Single Diode—1 Anode, 2 Open, 3 Cathode. Dual in Series—1 Anode, 2 Cathode, 3 Cathode and Anode. Part numbers shown above are for the high-profile package. To order the low profile package, add an "L" to the part number. For example, BAS16 = high-profile; BAS16L = low profile.

SERIES BZX MICROMINIATURE ZENER DIODES

- Series BZX consists of standard European Zener diode types.
- Devices are molded in a TO-236AA (high-profile) or TO-236AB (low-profile) package. These packages are similar to the SOT package and is intended as an alternate to the conventional "chip and wire" hybrid assembly techniques.
- P_D (Max.) = 350 mW, $T_j = +150^\circ\text{C}$ (Max.)

FOR PACKAGE DIMENSIONS, SEE PAGE 117.

PINNING			
Top View			
Pinning ⁽⁴⁾	1	2	3
Standard	Anode	Open	Cathode
Reverse	Open	Anode	Cathode



See Note 4 and 5.

Catalog Number (2) (4)	Marking	Zener Voltage V_Z @ $T_j T$		Zener Current $I_{Z(MA)}$	Maximum Reverse Leakage Current		Z_{TT} @ $I_Z = 5 \text{ mA}$ Ω Max.
		V Min.	V Max.		I_R (mA)	V_{RV}	
BZX84C4V7	Z1	4.4	5	5	3	2	80
BZX84C5V1	Z2	4.8	5.4	5	2	2	60
BZX84C5V6	Z3	5.2	6	5	1	2	40
BZX84C6V2	Z4	5.8	6.6	5	3	4	10
BZX84C6V8	Z5	6.4	7.2	5	2	4	15
BZX84C7V5	Z6	7	7.9	5	1	5	15
BZX84C8V2	Z7	7.7	8.7	5	.7	5	15
BZX84C9V1	Z8	8.5	9.6	5	.5	6	15
BZX84C10	Z9	9.4	10.6	5	.2	7	20
BZX84C11	Y1	10.4	11.6	5	.1	8	20
BZX84C12	Y2	11.4	12.7	5	.1	8	25
BZX84C13	Y3	12.4	14.1	5	.1	8	30
BZX84C15	Y4	13.8	15.6	5	.05	10.5	30
BZX84C16	Y5	15.3	17.1	5	.05	11.2	40
BZX84C18	Y6	16.8	19.1	5	.05	12.6	45
BZX84C20	Y7	18.8	21.2	5	.05	14	55
BZX84C22	Y8	20.8	23.3	5	.05	15.4	55
BZX84C24	Y9	22.8	25.6	5	.05	16.8	70
BZX84C27	Y10	25.1 ⁽¹⁾	28.9 ⁽¹⁾	2	.05	18.9	80 ⁽¹⁾
BZX84C30	Y11	28 ⁽¹⁾	32 ⁽¹⁾	2	.05	21	80 ⁽¹⁾
BZX84C33	Y12	31 ⁽¹⁾	35 ⁽¹⁾	2	.05	23.1	80 ⁽¹⁾

NOTES: 1. rdiff @ $I_Z = 2.0 \text{ mA}$ 2. $T_A = +25^\circ\text{C}$ 3. Consult factory for complete technical data. 4. Available in standard and reverse pin-out. Standard pin-out catalog numbers shown. For reverse pin-out add 'R' suffix to catalog number. Example: BZX84C4V7 standard pin-out; BZX84C4V7R reverse pin-out. 5. Part numbers shown above are for the high-profile package and standard pinouts. To order the low-profile package, add an "L" to the part number. To order reverse pinouts, end the part number with an "R."