

**SURFACE MOUNT
GLASS PASSIVATED BRIDGE RECTIFIERS**

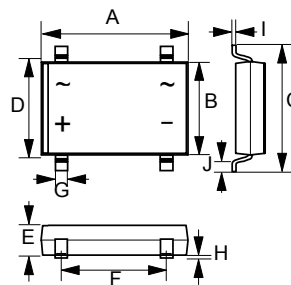
REVERSE VOLTAGE - **50 to 1000** Volts
FORWARD CURRENT - **1.0** Amperes

FEATURES

- Rating to 1000V PRV
- Ideal for printed circuit board
- Low forward voltage drop high current capability.
- Reliable low cost construction utilizing molded plastic technique results in inexpensive product
- The plastic material has UL flammability classification 94V-0
- UL recognized file # E95060

MECHANICAL DATA

- Polarity :As marked on Body
- Weight : 0.02 ounces, 0.38 grams
- Mounting position : Any

DF-S


DF-S		
DIM.	MIN.	MAX.
A	8.20	8.50
B	6.20	6.50
C	-	10.30
D	7.40	7.90
E	2.40	2.60
F	5.00	5.20
G	1.00	-
H	.076	.330
I	0.22	0.30
J	1.02	1.53
All Dimensions in millimeter		

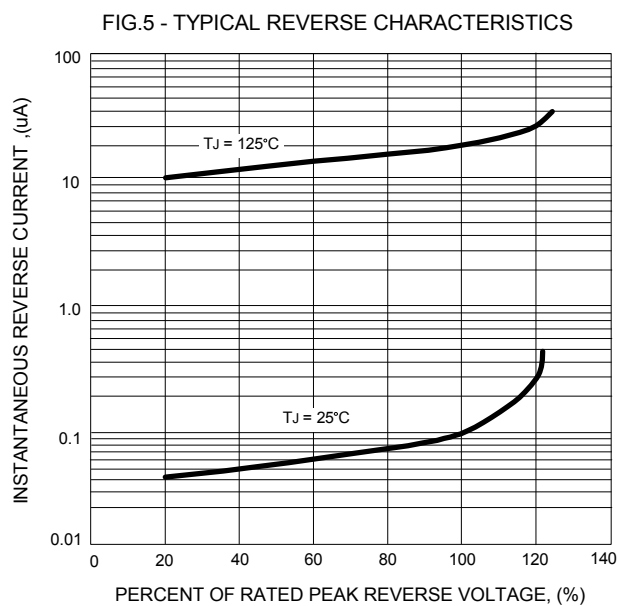
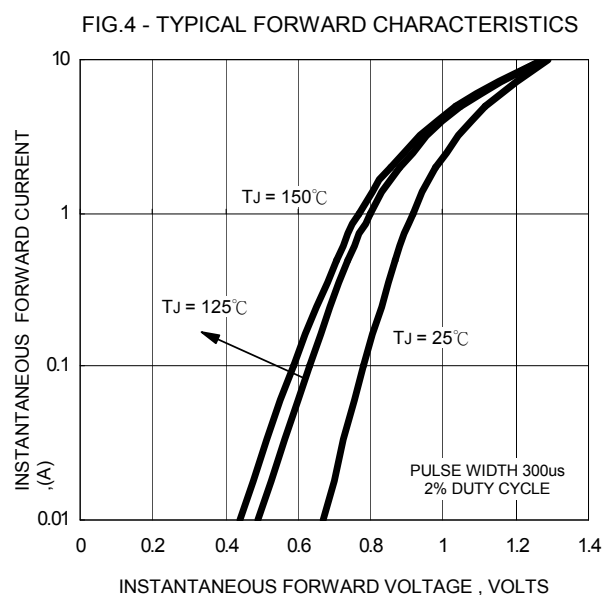
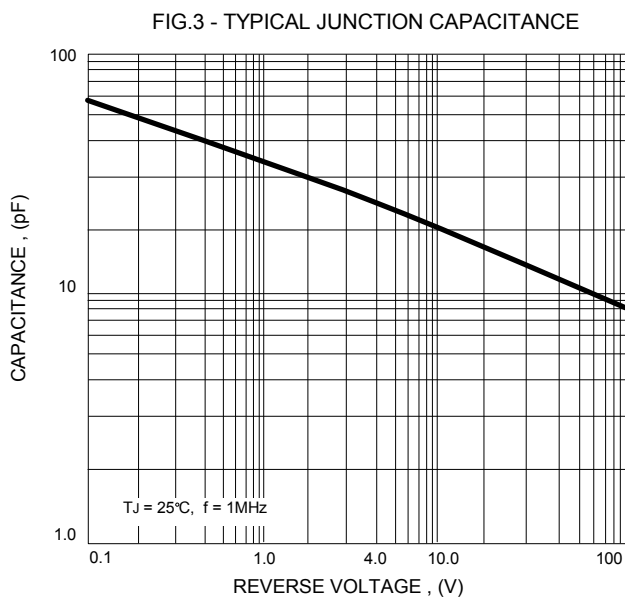
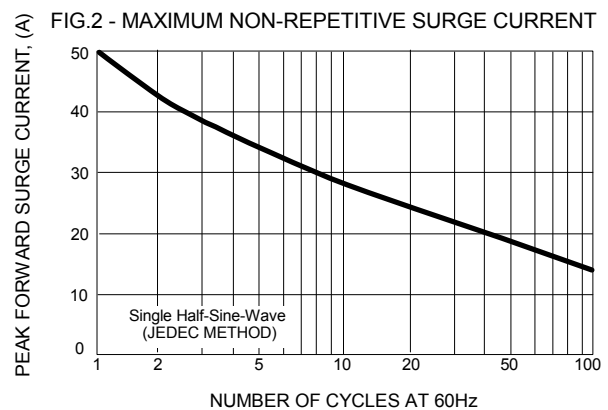
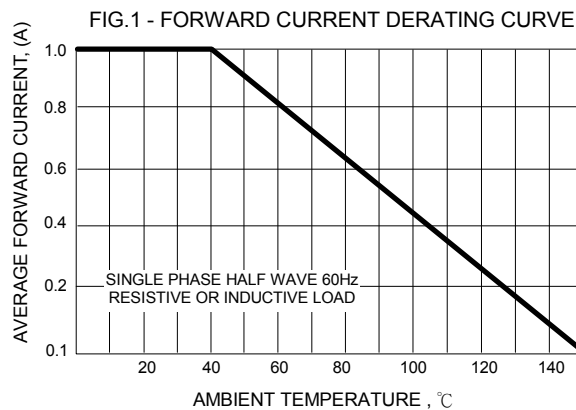
MAXIMUM RATINGS AND ELECTRICAL CHARACTERISTICS

Ratings at 25°C ambient temperature unless otherwise specified.

CHARACTERISTICS	SYMBOL	DF005S	DF01S	DF02S	DF04S	DF06S	DF08S	DF10S	UNIT
Maximum Recurrent Peak Reverse Voltage	V _{RRM}	50	100	200	400	600	800	1000	V
Maximum RMS Voltage	V _{RMS}	35	70	140	280	420	560	700	V
Maximum DC Blocking Voltage	V _{DC}	50	100	200	400	600	800	1000	V
Maximum Average Forward Rectified Current @T _A =40°C	I _(AV)	1.0							A
Peak Forward Surge Current 8.3ms single half sine-wave superimposed on rated load (JEDEC METHOD)	I _{FSM}	50							A
Maximum forward Voltage at 1.0A DC	V _F	1.1							V
Maximum DC Reverse Current @T _J =25°C @T _J =125°C	I _R	10 500							uA
I ² t Rating for fusing (t < 8.3ms)	I ² t	10.4							A ² S
Typical Junction Capacitance per element (Note 1)	C _J	25							pF
Typical Thermal Resistance (Note 2)	R _{θJA} R _{θJC} R _{θJL}	40 8 20							°C/W
Operating Temperature Range	T _J	-55 to +150							°C
Storage Temperature Range	T _{STG}	-55 to +150							°C

NOTES : 1. Measured at 1.0MHz and applied reverse voltage of 4.0V DC.
2. Thermal resistance from junction to ambient mounted on P.C.B with 0.5x0.5"(13x13mm) copper pads.

REV. 8, Sep-2012, KBDA01



Important Notice and Disclaimer

LSC reserves the right to make changes to this document and its products and specifications at any time without notice. Customers should obtain and confirm the latest product information and specifications before final design, purchase or use.

LSC makes no warranty, representation or guarantee regarding the suitability of its products for any particular purpose, nor does LSC assume any liability for application assistance or customer product design. LSC does not warrant or accept any liability with products which are purchased or used for any unintended or unauthorized application.

No license is granted by implication or otherwise under any intellectual property rights of LSC.

LSC products are not authorized for use as critical components in life support devices or systems without express written approval of LSC.