

1N957B THRU 1N992B

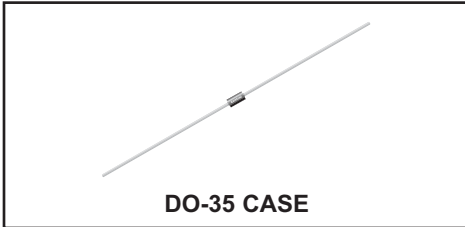
SILICON ZENER DIODE
6.8 VOLTS THRU 200 VOLTS
500mW, 5% TOLERANCE



www.centrasemi.com

DESCRIPTION:

The CENTRAL SEMICONDUCTOR 1N957B Series Silicon Zener Diode is a high quality voltage regulator designed for use in industrial, commercial, entertainment and computer applications.



DO-35 CASE

MAXIMUM RATINGS: ($T_L=75^\circ\text{C}$)

Power Dissipation

Operating and Storage Junction Temperature

V_Z Tolerance: Part number with "B" suffix

V_Z Tolerance: Part number with "C" suffix

V_Z Tolerance: Part number with "D" suffix

SYMBOL

P_D	500
T_J, T_{stg}	-65 to +200
	±5
	±2
	±1

UNITS

mW
°C
%
%
%

ELECTRICAL CHARACTERISTICS: ($T_A=25^\circ\text{C}$) $V_F=1.5\text{V MAX @ } I_F=200\text{mA}$ (for all types)

TYPE	ZENER VOLTAGE $V_Z @ I_{ZT}$			TEST CURRENT	MAXIMUM ZENER IMPEDANCE			MAXIMUM REVERSE CURRENT		MAXIMUM ZENER CURRENT
	MIN	NOM	MAX	I_{ZT}	$Z_{ZT} @ I_{ZT}$	$Z_{ZK} @ I_{ZK}$	$I_R @ V_R$	I_{ZM}		
	V	V	V	mA	Ω	Ω	μA	V	mA	
1N957B	6.460	6.8	7.140	18.5	4.5	700	1.00	150	5.2	47
1N958B	7.125	7.5	7.875	16.5	5.5	700	0.50	75	5.7	42
1N959B	7.790	8.2	8.610	15.0	6.5	700	0.50	50	6.2	38
1N960B	8.645	9.1	9.555	14.0	7.5	700	0.50	25	6.9	35
1N961B	9.500	10	10.50	12.5	8.5	700	0.25	10	7.6	32
1N962B	10.45	11	11.55	11.5	9.5	700	0.25	5.0	8.4	28
1N963B	11.40	12	12.60	10.5	11.5	700	0.25	5.0	9.1	26
1N964B	12.35	13	13.65	9.5	13.0	700	0.25	5.0	9.9	24
1N965B	14.25	15	15.75	8.5	16.0	700	0.25	5.0	11.4	21
1N966B	15.20	16	16.80	7.8	17.0	700	0.25	5.0	12.2	19
1N967B	17.10	18	18.90	7.0	21.0	750	0.25	5.0	13.7	17
1N968B	19.00	20	21.00	6.2	25.0	750	0.25	5.0	15.2	15
1N969B	20.90	22	23.10	5.6	29.0	750	0.25	5.0	16.7	14
1N970B	22.80	24	25.20	5.2	33.0	750	0.25	5.0	18.2	13
1N971B	25.65	27	28.35	4.6	41.0	750	0.25	5.0	20.6	11
1N972B	28.50	30	31.50	4.2	49.0	1000	0.25	5.0	22.8	10
1N973B	31.35	33	34.65	3.8	58.0	1000	0.25	5.0	25.1	9.2
1N974B	34.20	36	37.80	3.4	70.0	1000	0.25	5.0	27.4	8.5
1N975B	37.05	39	40.95	3.2	80.0	1000	0.25	5.0	29.7	7.8
1N976B	40.85	43	45.15	3.0	93.0	1500	0.25	5.0	32.7	7.0
1N977B	44.65	47	49.35	2.7	105	1500	0.25	5.0	35.8	6.4
1N978B	48.45	51	53.55	2.5	125	2000	0.25	5.0	38.8	5.9
1N979B	53.20	56	58.80	2.2	150	2000	0.25	5.0	42.6	5.4
1N980B	58.90	62	65.10	2.0	185	2000	0.25	5.0	47.1	4.9
1N981B	64.60	68	71.40	1.8	230	2000	0.25	5.0	51.7	4.5
1N982B	71.25	75	78.75	1.7	270	2000	0.25	5.0	56.0	4.0

R1 (27-October 2011)

1N957B THRU 1N992B

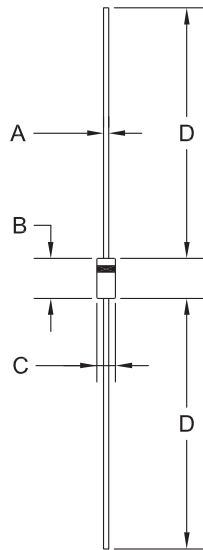
SILICON ZENER DIODE
6.8 VOLTS THRU 200 VOLTS
500mW, 5% TOLERANCE



ELECTRICAL CHARACTERISTICS - Continued: ($T_A=25^\circ\text{C}$) $V_F=1.5\text{V MAX @ } I_F=200\text{mA}$ (for all types)

TYPE	ZENER VOLTAGE $V_Z @ I_{ZT}$			TEST CURRENT I_{ZT} mA	MAXIMUM ZENER IMPEDANCE			MAXIMUM REVERSE CURRENT		MAXIMUM ZENER CURRENT I_{ZM} mA
	MIN	NOM	MAX		$Z_{ZT} @ I_{ZT}$ Ω	$Z_{ZK} @ I_{ZK}$ Ω	$I_R @ V_R$ μA	V		
	V	V	V							
1N983B	77.90	82	86.10	1.5	330	3000	0.25	5.0	62.2	3.7
1N984B	86.45	91	95.55	1.4	400	3000	0.25	5.0	69.2	3.3
1N985B	95.00	100	105.0	1.3	500	3000	0.25	5.0	76.0	3.0
1N986B	104.5	110	115.5	1.1	750	4000	0.25	5.0	83.6	2.7
1N987B	114.0	120	126.0	1.0	900	4500	0.25	5.0	91.2	2.5
1N988B	123.5	130	136.5	0.95	1100	5000	0.25	5.0	98.8	2.3
1N989B	142.5	150	157.5	0.85	1500	6000	0.25	5.0	114.0	2.0
1N990B	152.0	160	168.0	0.80	1700	6500	0.25	5.0	121.6	1.9
1N991B	171.0	180	189.0	0.68	2200	7100	0.25	5.0	136.8	1.7
1N992B	190.0	200	210.0	0.65	2500	8000	0.25	5.0	152.0	1.5

DO-35 CASE - MECHANICAL OUTLINE



R1

SYMBOL	DIMENSIONS			
	INCHES		MILLIMETERS	
	MIN	MAX	MIN	MAX
A	0.018	0.022	0.46	0.56
B	0.120	0.200	3.05	5.08
C	0.060	0.090	1.52	2.29
D	1.000	-	25.40	-

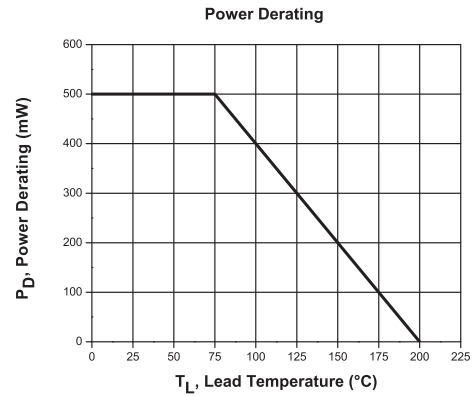
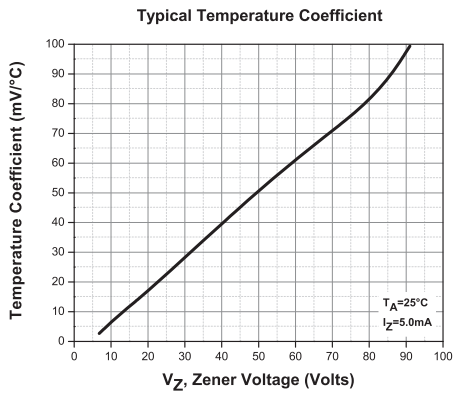
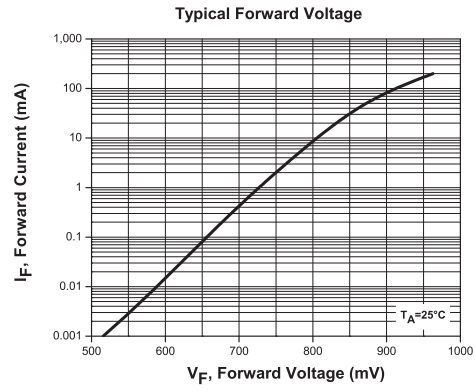
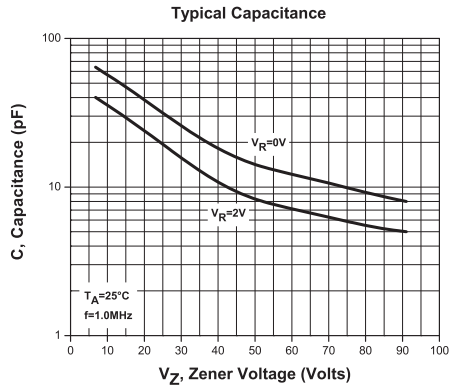
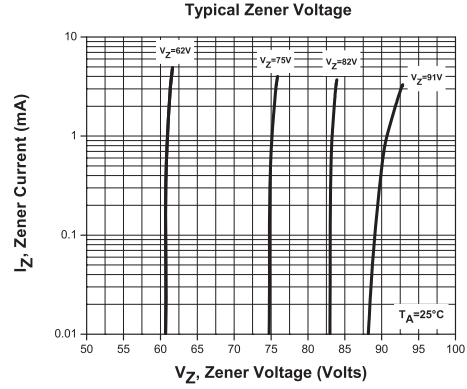
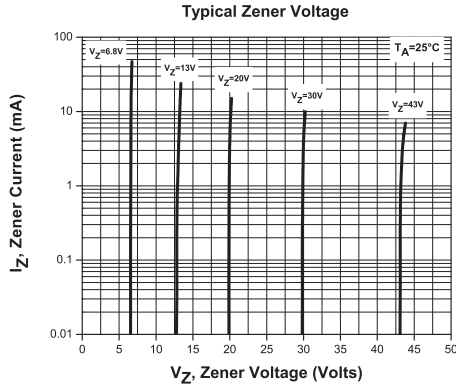
DO-35 (REV: R1)

R1 (27-October 2011)

1N957B THRU 1N992B
 SILICON ZENER DIODE
 6.8 VOLTS THRU 200 VOLTS
 500mW, 5% TOLERANCE



TYPICAL ELECTRICAL CHARACTERISTICS



R1 (27-October 2011)