

GLASS PASSIVATED BRIDGE RECTIFIERS

REVERSE VOLTAGE - **400 to 1000** Volts
 FORWARD CURRENT - **4.0** Amperes

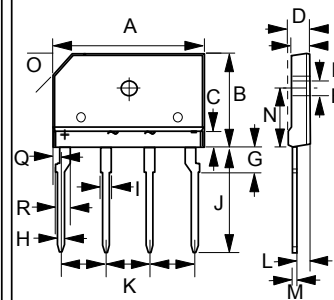
FEATURES

- Rating to 1000V PRV
- Ideal for printed circuit board
- Reliable low cost construction utilizing molded plastic technique
- The plastic material has UL flammability classification 94V-0
- UL recognized file # E95060

MECHANICAL DATA

- Polarity : Symbols molded on body
- Weight : 0.16 ounces, 4.6 grams
- Mounting position : Any

KBJ



KBJ		
DIM.	MIN.	MAX.
A	24.80	25.20
B	14.70	15.30
C	3.90	4.10
D	4.40	4.80
E	3.40	3.80
F	3.10 \varnothing	3.40 \varnothing
G	3.30	3.70
H	0.90	1.10
I	1.50	1.90
J	17.2	17.80
K	7.30	7.70
L	2.50	2.90
M	0.60	0.80
N	9.30	9.70
O	3.0 x 45°	
Q	1.05	1.45
R	1.70	2.10

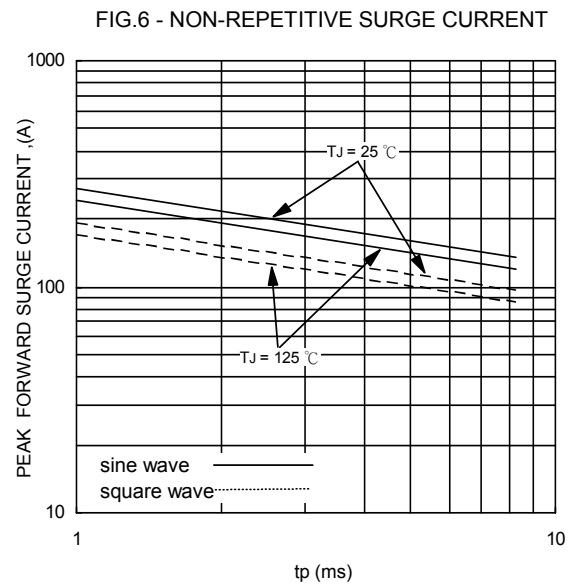
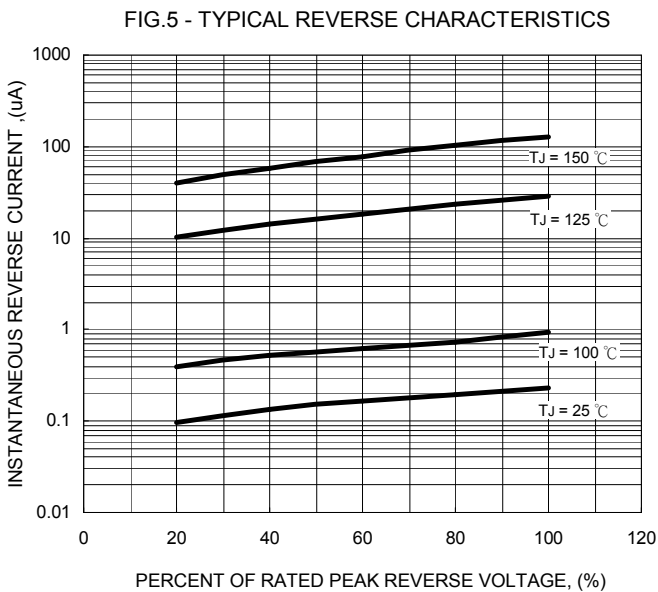
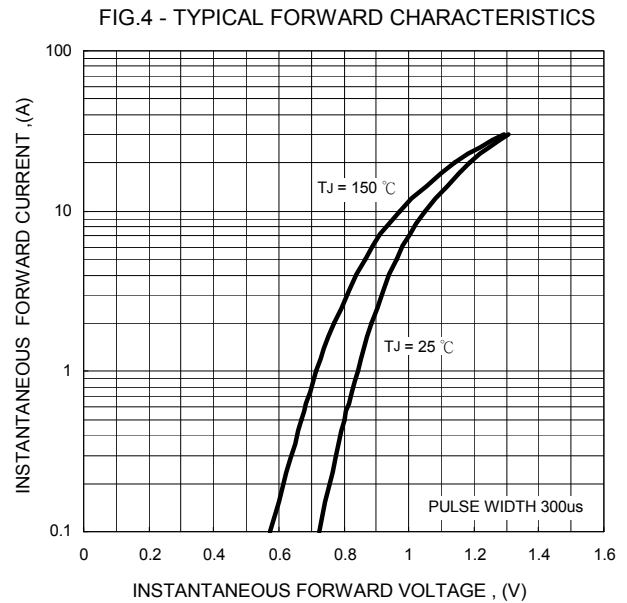
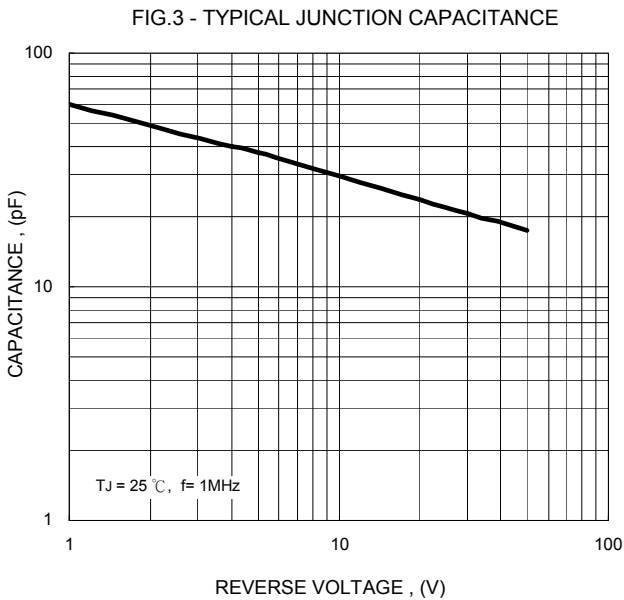
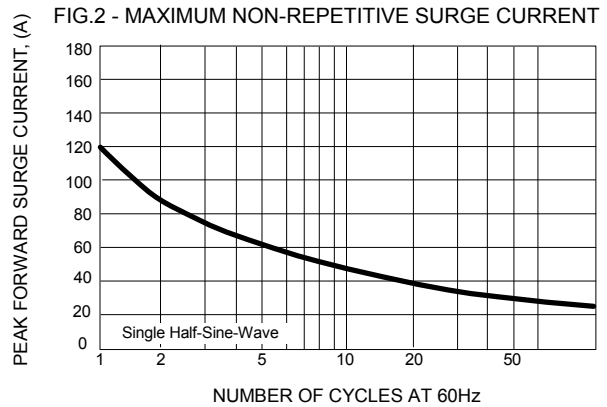
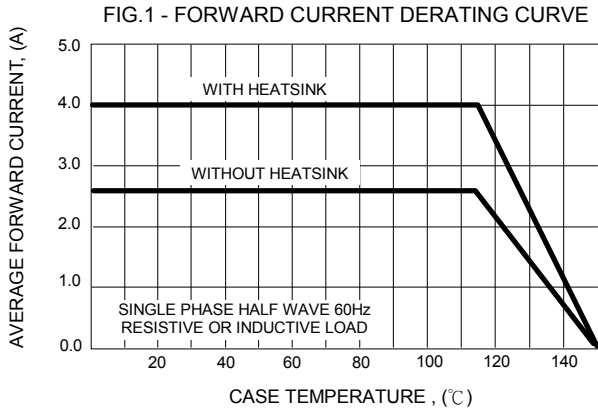
All Dimensions in millimeter

MAXIMUM RATINGS AND ELECTRICAL CHARACTERISTICS

Ratings at 25°C ambient temperature unless otherwise specified.

CHARACTERISTICS	SYMBOL	KBJ404G	KBJ406G	KBJ408G	KBJ410G	UNIT
Maximum Recurrent Peak Reverse Voltage	V _{RRM}	400	600	800	1000	V
Maximum RMS Voltage	V _{RMS}	280	420	560	700	V
Maximum DC Blocking Voltage	V _{DC}	400	600	800	1000	V
Maximum Average Forward (with heatsink Note 2) Rectified Current @T _c =115°C (without heatsink)	I _(AV)	4.0				A
		2.6				
Peak Forward Surge Current @ T _j =25 °C	I _{FSM}				135	A
8.3ms single half sine-wave @ T _j =125 °C					120	
Peak Forward Surge Current @ T _j =25 °C	I _{FSM}				270	A
1.0ms single half sine-wave @ T _j =125 °C					240	
Maximum forward Voltage @2.0A DC	V _F				1.0	V
@4.0A DC					1.1	
Maximum DC Reverse Current @T _J =25 °C	I _R				5.0	uA
@T _J =125 °C					500	
I ² t Rating for fusing (t < 8.3ms)	I ² t				60	A ² S
Typical Junction Capacitance per element (Note 1)	C _J				40	pF
Typical Thermal Resistance (Note 2)	R _{θ JC}				5.5	°C/W
Operating Temperature Range	T _J				-55 to +150	°C
Storage Temperature Range	T _{STG}				-55 to +150	°C

NOTES : 1.Measured at 1.0MHz and applied reverse voltage of 4.0V DC.
 2.Device mounted on 75mm x 75mm x 1.6mm Cu Plate Heatsink.



Important Notice and Disclaimer

LSC reserves the right to make changes to this document and its products and specifications at any time without notice. Customers should obtain and confirm the latest product information and specifications before final design, purchase or use.

LSC makes no warranty, representation or guarantee regarding the suitability of its products for any particular purpose, nor does LSC assume any liability for application assistance or customer product design. LSC does not warrant or accept any liability with products which are purchased or used for any unintended or unauthorized application.

No license is granted by implication or otherwise under any intellectual property rights of LSC.

LSC products are not authorized for use as critical components in life support devices or systems without express written approval of LSC.