

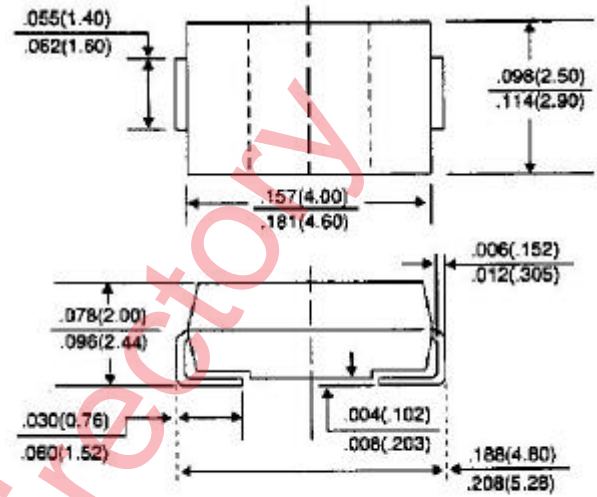
P4SMAJ SERIES

SURFACE MOUNT TRANSIENT VOLTAGE SUPPRESSOR VOLTAGE - 5.0 TO 170 Volts 400Watt Peak Power Pulse

FEATURES

- For surface mounted applications in order to optimize board space
- Low profile package
- Built-in strain relief
- Glass passivated junction
- Low inductance
- Excellent clamping capability
- Repetition Rate(duty cycle):0.01%
- Fast response time: typically less than 1.0 ps from 0 volts to BV for unidirectional types
- Typical I_D less than 1 A above 10V
- High temperature soldering : 250 /10 seconds at terminals
- Plastic package has Underwriters Laboratory Flammability Classification 94V-O

SMA/DO-214AC



Dimensions in inches and (millimeters)

MECHANICAL DATA

Case: JEDEC DO-214AC low profile molded plastic
 Terminals: Solder plated, solderable per MIL-STD-750, Method 2026
 Polarity: Indicated by cathode band except bi-directional types
 Weight: 0.002 ounces, 0.064 gram
 Standard packaging:12 mm tape per(EIA 481)

MAXIMUM RATINGS AND ELECTRICAL CHARACTERISTICS

Ratings at 25 ambient temperature unless otherwise specified.

	SYMBOL	VALUE	UNITS
Peak Pulse Power Dissipation at $T_A=25$, Fig. 1 (Note 1,2,5)	P_{PPM}	Minimum 400	Watts
Peak forward Surge Current per Fig. 5 (Note 3)	I_{FSM}	40.0	Amps
Peak Pulse Current current on 10/1000 s waveform (Note 1, Fig 2)	I_{PPM}	See Table 1	Amps
Steady State Power Dissipation (Note 4)	$P_{M(AV)}$	1.0	Watts
Operating Junction and Storage Temperature Range	T_J, T_{STG}	-55 to +150	

NOTES:

- 1.Non-repetitive current pulse, per Fig. 3 and derated above $T_A=25$ per Fig. 2.
- 2.Mounted on 5.0mm^2 copper pads to each terminal.
- 3.8.3ms single half sine-wave, duty cycle= 4 pulses per minutes maximum.

4. Lead temperature at $75^\circ = T_L$.

5. Peak pulse power waveform is 10/1000 s.

MAXIMUM RATINGS AND CHARACTERISTIC CURVES P4SMAJ SERIES

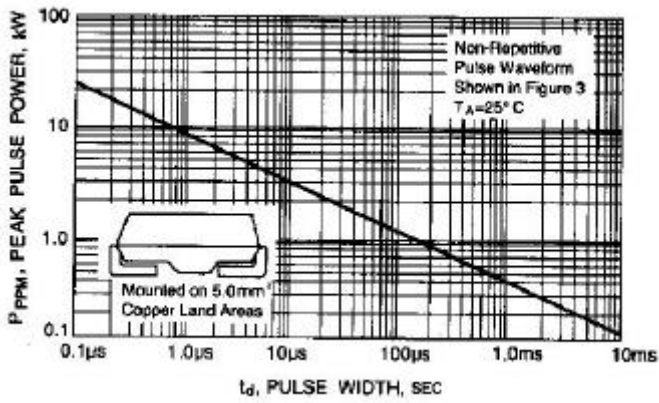


Fig. 1-PEAK PULSE POWER RATING VERSUS

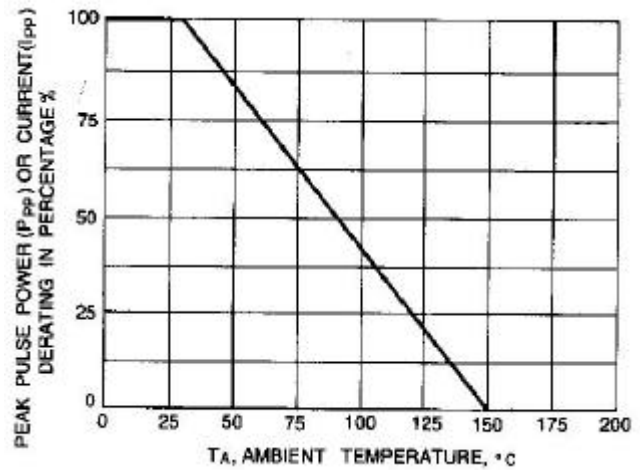


Fig. 2-PULSE RATING CURVE

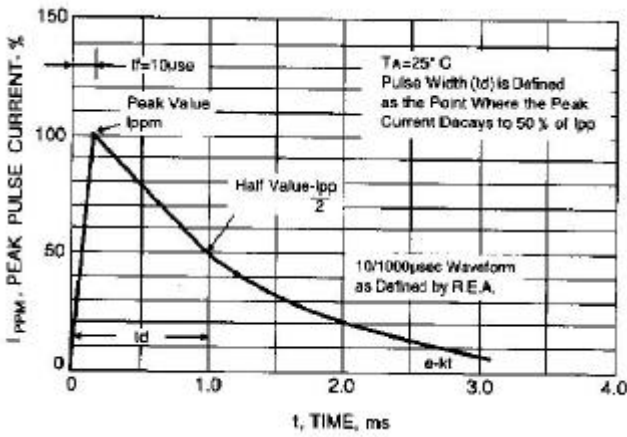


Fig. 3-PULSE WAVEFORM

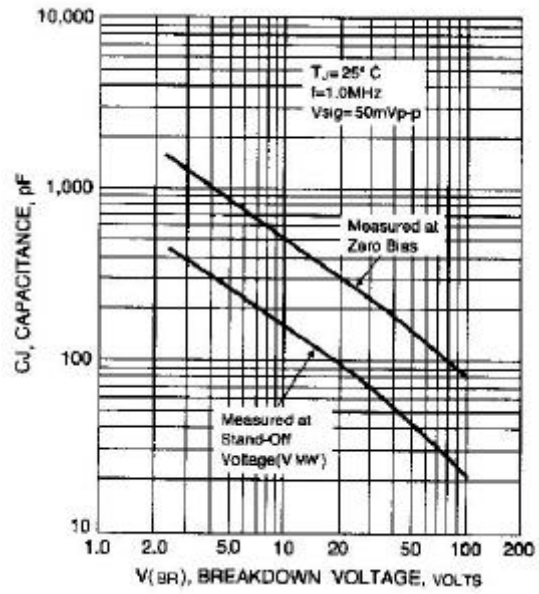


Fig. 4-TYPICAL JUNCTION CAPACITANCE

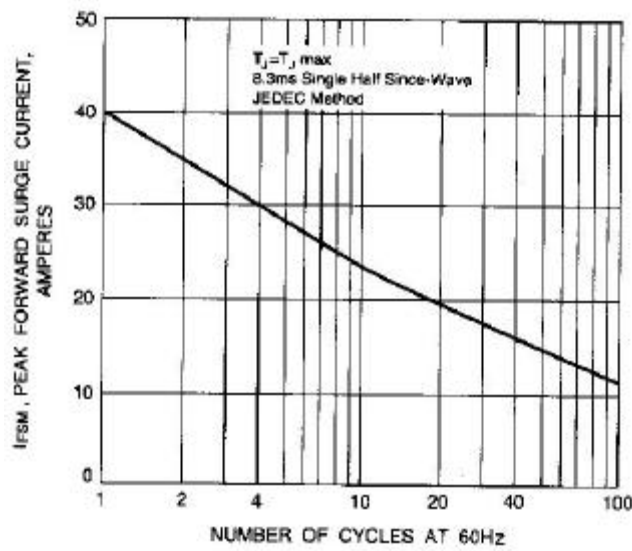


Fig. 5- MAXIMUM NON-REPETITIVE PEAK FORWARD SURGE CURRENT

UNI-DIRECTIONAL 400 Watt Surface Mount TVS

UNI-DIRECTIONAL PART NUMBER	DEVICE MARKING CODE	REVERSE STAND-OFF VOLTAGE VRWM (V)	BREAKDOWN VOLTAGE VBR (V) MIN. @IT	BREAKDOWN VOLTAGE VBR (V) MAX. @IT	TEST CURRENT IT (mA)	MAXIMUM CLAMPING VOLTAGE @I _{PP} VC (V)	PEAK PULSE CURRENT I _{PP} (A)	REVERSE LEAKAGE @VRWM IR (uA)
P4SMAJ5.0	HD	5.0	6.40	7.55	10	9.6	41.6	800
P4SMAJ5.0A	HE	5.0	6.40	7.25	10	9.2	43.5	800
P4SMAJ6.0	HF	6.0	6.67	8.45	10	11.4	35.1	800
P4SMAJ6.0A	HG	6.0	6.67	7.67	10	10.3	38.8	800
P4SMAJ6.5	HH	6.5	7.22	9.14	10	12.3	32.5	500
P4SMAJ6.5A	HK	6.5	7.22	8.30	10	11.2	35.7	500
P4SMAJ7.0	HL	7.0	7.78	9.86	10	13.3	30.1	200
P4SMAJ7.0A	HM	7.0	7.78	8.95	10	12.0	33.3	200
P4SMAJ7.5	HN	7.5	8.33	10.67	1	14.3	28.0	100
P4SMAJ7.5A	HP	7.5	8.33	9.58	1	12.9	31.0	100
P4SMAJ8.0	HQ	8.0	8.89	11.30	1	15.0	26.5	50
P4SMAJ8.0A	HR	8.0	8.89	10.23	1	13.6	29.4	50
P4SMAJ8.5	HS	8.5	9.44	11.92	1	15.9	25.1	10
P4SMAJ8.5A	HT	8.5	9.44	10.82	1	14.4	27.7	10
P4SMAJ9.0	HU	9.0	10.00	12.60	1	16.9	23.6	5
P4SMAJ9.0A	HV	9.0	10.00	11.50	1	15.4	26.0	5
P4SMAJ10	HW	10.0	11.10	14.10	1	18.8	21.2	5
P4SMAJ10A	HX	10.0	11.10	12.80	1	17.0	23.5	5
P4SMAJ11	HY	11.0	12.20	15.40	1	20.1	20.0	5
P4SMAJ11A	HZ	11.0	12.20	14.00	1	18.2	22.0	5
P4SMAJ12	ID	12.0	13.30	16.90	1	22.0	18.1	5
P4SMAJ12A	IE	12.0	13.30	15.30	1	19.9	20.1	5
P4SMAJ13	IF	13.0	14.40	18.20	1	23.8	16.8	5
P4SMAJ13A	IG	13.0	14.40	16.50	1	21.5	18.6	5
P4SMAJ14	IH	14.0	15.60	19.80	1	25.8	15.5	5
P4SMAJ14A	IK	14.0	15.60	17.90	1	23.2	17.2	5
P4SMAJ15	IL	15.0	16.70	21.10	1	26.9	14.8	5
P4SMAJ15A	IM	15.0	16.70	19.20	1	24.4	16.4	5
P4SMAJ16	IN	16.0	17.80	22.60	1	28.8	13.8	5
P4SMAJ16A	IP	16.0	17.80	20.50	1	26.0	15.3	5
P4SMAJ17	IQ	17.0	18.90	23.90	1	30.5	13.1	5
P4SMAJ17A	IR	17.0	18.90	21.70	1	27.6	14.5	5
P4SMAJ18	IS	18.0	20.00	25.30	1	32.2	12.4	5
P4SMAJ18A	IT	18.0	20.00	23.30	1	29.2	13.7	5
P4SMAJ20	IU	20.0	22.20	28.10	1	35.8	11.1	5
P4SMAJ20A	IV	20.0	22.20	25.50	1	32.4	12.3	5
P4SMAJ22	IW	22.0	24.40	30.90	1	39.4	10.1	5
P4SMAJ22A	IX	22.0	24.40	28.00	1	35.5	11.2	5
P4SMAJ24	IY	24.0	26.70	33.80	1	43.0	9.3	5
P4SMAJ24A	IZ	24.0	26.70	30.70	1	38.9	10.3	5
P4SMAJ26	JD	26.0	28.90	36.60	1	46.6	8.6	5
P4SMAJ26A	JE	26.0	28.90	33.20	1	42.1	9.5	5
P4SMAJ28	JF	28.0	31.10	39.40	1	50.0	8.0	5
P4SMAJ28A	JG	28.0	31.10	35.80	1	45.4	8.8	5
P4SMAJ30	JH	30.0	33.30	42.20	1	53.5	7.5	5
P4SMAJ30A	JK	30.0	33.30	38.30	1	48.4	8.3	5
P4SMAJ33	JL	33.0	36.70	46.50	1	59.0	6.8	5
P4SMAJ33A	JM	33.0	36.70	42.20	1	53.3	7.5	5

P4SMAJ36	JN	36.0	40.00	50.70	1	64.3	6.2	5
P4SMAJ36A	JP	36.0	40.00	46.00	1	58.1	6.9	5
P4SMAJ40	JQ	40.0	44.40	56.30	1	71.4	5.6	5
P4SMAJ40A	JR	40.0	44.40	51.10	1	64.5	6.2	5
P4SMAJ43	JS	43.0	47.80	60.50	1	76.7	5.2	5
P4SMAJ43A	JT	43.0	47.80	54.90	1	69.4	5.7	5
P4SMAJ45	JU	45.0	50.00	63.30	1	80.3	5.0	5
P4SMAJ45A	JV	45.0	50.00	57.50	1	72.7	5.5	5
P4SMAJ48	JW	48.0	53.30	67.50	1	85.5	4.7	5
P4SMAJ48A	JX	48.0	53.30	61.30	1	77.4	5.2	5
P4SMAJ51	JY	51.0	56.70	71.80	1	91.1	4.4	5
P4SMAJ51A	JZ	51.0	56.70	65.20	1	82.4	4.9	5
P4SMAJ54	RD	54.0	60.00	76.00	1	96.3	4.2	5
P4SMAJ54A	RE	54.0	60.00	69.00	1	87.1	4.6	5
P4SMAJ58	RF	58.0	64.40	81.60	1	103.0	3.9	5
P4SMAJ58A	RG	58.0	64.40	74.10	1	93.6	4.3	5
P4SMAJ60	RH	60.0	66.70	84.50	1	107.0	3.7	5
P4SMAJ60A	RK	60.0	66.70	76.70	1	96.8	4.1	5
P4SMAJ64	RL	64.0	71.10	90.10	1	114.0	3.5	5
P4SMAJ64A	RM	64.0	71.10	81.80	1	103.0	3.9	5

UNI-DIRECTIONAL 400 Watt Surface Mount TVS

UNI-DIRECTIONAL PART NUMBER	DEVICE MARKING CODE	REVERSE STAND-OFF VOLTAGE VRWM (V)	BREAKDOWN VOLTAGE VBR (V) MIN. @IT	BREAKDOWN VOLTAGE VBR (V) MAX. @IT	TEST CURRENT IT (mA)	MAXIMUM CLAMPING VOLTAGE @I _{PP} VC (V)	PEAK PULSE CURRENT I _{PP} (A)	REVERSE LEAKAGE @VRWM IR (uA)
P4SMAJ70	RN	70.0	77.80	98.60	1	125.0	3.2	5
P4SMAJ70A	RP	70.0	77.80	89.50	1	113.0	3.5	5
P4SMAJ75	RQ	75.0	83.30	105.70	1	134.0	3.0	5
P4SMAJ75A	RR	75.0	83.30	95.80	1	121.0	3.3	5
P4SMAJ78	RS	78.0	86.70	109.80	1	139.0	2.9	5
P4SMAJ78A	RT	78.0	86.70	99.70	1	126.0	2.2	5
P4SMAJ85	RU	85.0	94.40	119.20	1	151.0	2.6	5
P4SMAJ85A	RV	85.0	94.40	108.20	1	137.0	2.9	5
P4SMAJ90	RW	90.0	100.00	126.50	1	160.0	2.5	5
P4SMAJ90A	RX	90.0	100.00	115.50	1	146.0	2.7	5
P4SMAJ100	RY	100.0	111.00	141.00	1	179.0	2.2	5
P4SMAJ100A	RZ	100.0	111.00	128.00	1	162.0	2.5	5
P4SMAJ110	SD	110.0	122.00	154.50	1	196.0	2.0	5
P4SMAJ110A	SE	110.0	122.00	140.50	1	177.0	2.3	5
P4SMAJ120	SF	120.0	133.00	169.00	1	214.0	1.9	5
P4SMAJ120A	SG	120.0	133.00	153.00	1	193.0	2.0	5
P4SMAJ130	SH	130.0	144.00	182.50	1	231.0	1.7	5
P4SMAJ130A	SK	130.0	144.00	165.50	1	209.0	1.9	5
P4SMAJ150	SL	150.0	167.00	211.50	1	268.0	1.5	5
P4SMAJ150A	SM	150.0	167.00	192.50	1	243.0	1.6	5
P4SMAJ160	SN	160.0	178.00	226.00	1	287.0	1.4	5
P4SMAJ160A	SP	160.0	178.00	205.00	1	259.0	1.5	5
P4SMAJ170	SQ	170.0	189.00	239.50	1	304.0	1.3	5
P4SMAJ170A	SR	170.0	189.00	217.50	1	275.0	1.4	5

BI-DIRECTIONAL 400 Watt Surface Mount TVS

BI-DIRECTIONAL PART NUMBER	DEVICE MARKING CODE	REVERSE STAND-OFF VOLTAGE VRWM (V)	BREAKDOWN VOLTAGE VBR (V) MIN. @IT	BREAKDOWN VOLTAGE VBR (V) MAX. @IT	TEST CURRENT IT (mA)	MAXIMUM CLAMPING VOLTAGE @I _{PP} VC (V)	PEAK PULSE CURRENT I _{PP} (A)	REVERSE LEAKAGE @VRWM IR (uA)
P4SMAJ5.0C	TD	5.0	6.40	7.55	10	9.6	41.6	1600
P4SMAJ5.0CA	TE	5.0	6.40	7.25	10	9.2	43.5	1600
P4SMAJ6.0C	TF	6.0	6.67	8.45	10	11.4	35.1	1600
P4SMAJ6.0CA	TG	6.0	6.67	7.67	10	10.3	38.8	1600
P4SMAJ6.5C	TH	6.5	7.22	9.14	10	12.3	32.5	1000
P4SMAJ6.5CA	TK	6.5	7.22	8.30	10	11.2	35.7	1000
P4SMAJ7.0C	TL	7.0	7.78	9.86	10	13.3	30.1	400
P4SMAJ7.0CA	TM	7.0	7.78	8.95	10	12.0	33.3	400
P4SMAJ7.5C	TN	7.5	8.33	10.67	1	14.3	28.0	200
P4SMAJ7.5CA	TP	7.5	8.33	9.58	1	12.9	31.0	200
P4SMAJ8.0C	TQ	8.0	8.89	11.30	1	15.0	26.5	100
P4SMAJ8.0CA	TR	8.0	8.89	10.23	1	13.6	29.4	100
P4SMAJ8.5C	TS	8.5	9.44	11.92	1	15.9	25.1	20
P4SMAJ8.5CA	TT	8.5	9.44	10.82	1	14.4	27.7	20
P4SMAJ9.0C	TU	9.0	10.00	12.60	1	16.9	23.6	10
P4SMAJ9.0CA	TV	9.0	10.00	11.50	1	15.4	26.0	10
P4SMAJ10C	TW	10.0	11.10	14.10	1	18.8	21.2	5
P4SMAJ10CA	TX	10.0	11.10	12.80	1	17.0	23.5	5
P4SMAJ11C	TY	11.0	12.20	15.40	1	20.1	20.0	5
P4SMAJ11CA	TZ	11.0	12.20	14.00	1	18.2	22.0	5
P4SMAJ12C	UD	12.0	13.30	16.90	1	22.0	18.1	5
P4SMAJ12CA	UE	12.0	13.30	15.30	1	19.9	20.1	5

P4SMAJ13C	UF	13.0	14.40	18.20	1	23.8	16.8	5
P4SMAJ13CA	UG	13.0	14.40	16.50	1	21.5	18.6	5
P4SMAJ14C	UH	14.0	15.60	19.80	1	25.8	15.5	5
P4SMAJ14CA	UK	14.0	15.60	17.90	1	23.2	17.2	5
P4SMAJ15C	UL	15.0	16.70	21.10	1	26.9	14.8	5
P4SMAJ15CA	UM	15.0	16.70	19.20	1	24.4	16.4	5
P4SMAJ16C	UN	16.0	17.80	22.60	1	28.8	13.8	5
P4SMAJ16CA	UP	16.0	17.80	20.50	1	26.0	15.3	5
P4SMAJ17C	UQ	17.0	18.90	23.90	1	30.5	13.1	5
P4SMAJ17CA	UR	17.0	18.90	21.70	1	27.6	14.5	5
P4SMAJ18C	US	18.0	20.00	25.30	1	32.2	12.4	5
P4SMAJ18CA	UT	18.0	20.00	23.30	1	29.2	13.7	5
P4SMAJ20C	UU	20.0	22.20	28.10	1	35.8	11.1	5
P4SMAJ20CA	UV	20.0	22.20	25.50	1	32.4	12.3	5
P4SMAJ22C	UW	22.0	24.40	30.90	1	39.4	10.1	5
P4SMAJ22CA	UX	22.0	24.40	28.00	1	35.5	11.2	5
P4SMAJ24C	UY	24.0	26.70	33.80	1	43.0	9.3	5
P4SMAJ24CA	UZ	24.0	26.70	30.70	1	38.9	10.3	5
P4SMAJ26C	VD	26.0	28.90	36.60	1	46.6	8.6	5
P4SMAJ26CA	VE	26.0	28.90	33.20	1	42.1	9.5	5
P4SMAJ28C	VF	28.0	31.10	39.40	1	50.0	8.0	5
P4SMAJ28CA	VG	28.0	31.10	35.80	1	45.4	8.8	5
P4SMAJ30C	VH	30.0	33.30	42.20	1	53.5	7.5	5
P4SMAJ30CA	VK	30.0	33.30	38.30	1	48.4	8.3	5
P4SMAJ33C	VL	33.0	36.70	46.50	1	59.0	6.8	5
P4SMAJ33CA	VM	33.0	36.70	42.20	1	53.3	7.5	5
P4SMAJ36C	VN	36.0	40.00	50.70	1	64.3	6.2	5
P4SMAJ36CA	VP	36.0	40.00	46.00	1	58.1	6.9	5
P4SMAJ40C	VQ	40.0	44.40	56.30	1	71.4	5.6	5
P4SMAJ40CA	VR	40.0	44.40	51.10	1	64.5	6.2	5
P4SMAJ43C	VS	43.0	47.80	60.50	1	76.7	5.2	5
P4SMAJ43CA	VT	43.0	47.80	54.90	1	69.4	5.7	5
P4SMAJ45C	VU	45.0	50.00	63.30	1	80.3	5.0	5
P4SMAJ45CA	VV	45.0	50.00	57.50	1	72.7	5.5	5
P4SMAJ48C	VW	48.0	53.30	67.50	1	85.5	4.7	5
P4SMAJ48CA	VX	48.0	53.30	61.30	1	77.4	5.2	5
P4SMAJ51C	VY	51.0	56.70	71.80	1	91.1	4.4	5
P4SMAJ51CA	VZ	51.0	56.70	65.20	1	82.4	4.9	5
P4SMAJ54C	WD	54.0	60.00	76.00	1	96.3	4.2	5
P4SMAJ54CA	WE	54.0	60.00	69.00	1	87.1	4.6	5
P4SMAJ58C	WF	58.0	64.40	81.60	1	103.0	3.9	5
P4SMAJ58CA	WG	58.0	64.40	74.10	1	93.6	4.3	5
P4SMAJ60C	WH	60.0	66.70	84.50	1	107.0	3.7	5
P4SMAJ60CA	WK	60.0	66.70	76.70	1	96.8	4.1	5
P4SMAJ64C	WL	64.0	71.10	90.10	1	114.0	3.5	5
P4SMAJ64CA	WM	64.0	71.10	81.80	1	103.0	3.9	5

BI-DIRECTIONAL 400 Watt Surface Mount TVS

BI-DIRECTIONAL PART NUMBER	DEVICE MARKING CODE	REVERSE STAND-OFF VOLTAGE VRWM (V)	BREAKDOWN VOLTAGE VBR (V) MIN. @IT	BREAKDOWN VOLTAGE VBR (V) MAX. @IT	TEST CURRENT IT (mA)	MAXIMUM CLAMPING VOLTAGE @IPP VC (V)	PEAK PULSE CURRENT IPP (A)	REVERSE LEAKAGE @VRWM IR (uA)
P4SMAJ70C	WN	70.0	77.80	98.60	1	125.0	3.2	5
P4SMAJ70CA	WP	70.0	77.80	89.50	1	113.0	3.5	5
P4SMAJ75C	WQ	75.0	83.30	105.70	1	134.0	3.0	5
P4SMAJ75CA	WR	75.0	83.30	95.80	1	121.0	3.3	5
P4SMAJ78C	WS	78.0	86.70	109.80	1	139.0	2.9	5
P4SMAJ78CA	WT	78.0	86.70	99.70	1	126.0	2.2	5
P4SMAJ85C	WU	85.0	94.40	119.20	1	151.0	2.6	5
P4SMAJ85CA	WV	85.0	94.40	108.20	1	137.0	2.9	5
P4SMAJ90C	WW	90.0	100.00	126.50	1	160.0	2.5	5
P4SMAJ90CA	WX	90.0	100.00	115.50	1	146.0	2.7	5
P4SMAJ100C	WY	100.0	111.00	141.00	1	179.0	2.2	5
P4SMAJ100CA	WZ	100.0	111.00	128.00	1	162.0	2.5	5
P4SMAJ110C	XD	110.0	122.00	154.50	1	196.0	2.0	5
P4SMAJ110CA	XE	110.0	122.00	140.50	1	177.0	2.3	5
P4SMAJ120C	XF	120.0	133.00	169.00	1	214.0	1.9	5
P4SMAJ120CA	XG	120.0	133.00	153.00	1	193.0	2.0	5
P4SMAJ130C	XH	130.0	144.00	182.50	1	231.0	1.7	5
P4SMAJ130CA	XK	130.0	144.00	165.50	1	209.0	1.9	5
P4SMAJ150C	XL	150.0	167.00	211.50	1	268.0	1.5	5
P4SMAJ150CA	XM	150.0	167.00	192.50	1	243.0	1.6	5
P4SMAJ160C	XN	160.0	178.00	226.00	1	287.0	1.4	5
P4SMAJ160CA	XP	160.0	178.00	205.00	1	259.0	1.5	5
P4SMAJ170C	XQ	170.0	189.00	239.50	1	304.0	1.3	5
P4SMAJ170CA	XR	170.0	189.00	217.50	1	275.0	1.4	5