

OMRON Solid State Timers



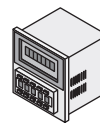
H3CA SERIES: 1/16 DIN DIGITAL-SET, SOLID STATE TIMERS

Specifications:

- Minimum applicable load:
H3CA-A 10mA @ 5VDC
H3CA-8H 100mA @ 5VDC
- Mounting: Surface/track or flush
- Service life:
Mechanical 10,000,000 operations min.
Electrical 10,000,000 operations min.
- Time limit contact: SPDT

Features:

- Dual power supplies for free AC/DC
- Eight operation modes selectable with one unit
- Any desired time can be set digitally within a range from 0.1 seconds to 9,990 hours
- Four external signal inputs
- ON/OFF indicator for control output and bar indicator for remaining time



Operating Modes			
A: ON-delay	E: Interval		
B: Repeat cycle	F: One shot flicker		
C: Signal ON/OFF-delay	G: Signal ON/OFF-delay		
D: Signal OFF-delay	H: Signal OFF-delay		



For quantities greater than listed, call for quote.

MOUSER STOCK NO.	Omron Part No.	Rated Supply Voltage	Terminal Form	Operating Modes (See table above)	Price Each		
					1	5	10
653-H3CA-8H-AC100	H3CA-8H-AC100/110/120	100/110/120VAC 50/60Hz	8-pin round	A	170.82	166.10	160.78
653-H3CA-A	H3CA-A	24-240VAC 50/60Hz, 12-240VDC	11-pin round	A, B, C, D, E, F, G, H	170.82	166.10	160.78

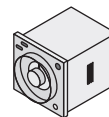
H3CR SERIES: SOLID STATE TIMERS

Specifications:

- Dimensions: 48x48mm
- Mounting: DIN
- Relay output: DPDT
- Input type:
H3CR-A No-voltage (NPN type)
H3CR-AP Voltage (PNP type)
H3CR-H/F Without reset

Features:

- Ecological design with reduced current consumption
- H3CR-H Long power OFF-delay times
- H3CR-F8 Easy sequence check with instantaneous outputs for a zero set value



Operating Modes			
A: ON-delay	D: Signal OFF-delay		
B: Flicker OFF start	E: Interval		
B2: Flicker ON start	J: One-shot		
C: Signal ON/OFF-delay			
K: Power OFF delay			



*Relay output (SPDT) with instantaneous relay output (SPDT) and time-limit contact and instantaneous contact

For quantities greater than listed, call for quote.

MOUSER STOCK NO.	Omron Part No.	Supply Voltage	Terminal Form	Time Range	Operating Modes (See table above)	Price Each		
						1	10	25
Multi-Function								
653-H3CRA8-AC2448	H3CR-A8AC24-48/DC12-48	24-48VAC/12-48VDC	8-pin round	0.05s-300h	A, B2, E, J	98.75	93.56	69.13
653-H3CRA8-AC1	H3CR-A8-AC100-240/DC100-125	100-240VAC/100-125VDC	8-pin round	0.05s-300h	A, B2, E, J	101.39	96.05	70.97
* 653-H3CRA8EAC	H3CR-A8E AC100-240/DC100-125	100-240VAC/100-125VDC	8-pin round	0.05s-300h	A, B2, E, J	101.39	96.05	90.20
653-H3CRA-24	H3CR-A-AC24-48/DC12-48	24-48VAC/12-48VDC	11-pin round	0.05s-300h	A, B, B2, C, D, E	101.39	96.05	70.97
653-H3CRA-AC1	H3CR-A-AC100-240/DC100-125	100-240VAC/100-125VDC	11-pin round	0.05s-300h	A, B, B2, C, D, E	98.75	83.16	77.96
653-H3CRAA2448D1248	H3CR-AP AC24-48/DC12-48	24-48VAC/12-48VDC	11-pin round	0.05s-300h	A, B, B2, C, D, E	100.45	93.27	88.18
653-H3A100240D100125	H3CR-AP AC100-240/DC100-125	100-240VAC/100-125VDC	11-pin round	0.05s-300h	A, B, B2, C, D, E	98.48	91.44	86.45
Power OFF-Delay								
653-H3CR-H8LAC/DC24S	H3CR-H8L-AC/DC24(S)	24VAC/DC	8-pin round	0.05-12s	K	146.49	133.68	129.68
653-H3CRH8LAC200240M	H3CR-H8L AC200-240 M	200-240VAC	8-pin round	0.05-12m	K	134.86	119.76	91.82

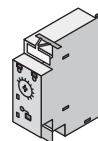
H3DS SERIES: ANALOG-SET, ULTRA-SLIM TIMERS

Specifications:

- Rated supply voltage: 24 to 230VAC (50/60 Hz) 24 to 48VDC
- Control output: 5A at 250VAC with resistive load (cosφ = 1); 5A at 30VDC with resistive
- Service life:
Mechanical 10,000,000 operations min.
Electrical 100,000 operations min.
- Output type: Relay SPDT
- Terminal type: Screw

Features:

- Analog set multi-function
- Ultra-slim 17.5mm timers for track mounting
- Wide AC/DC power supply range
- Smart Dial/Selector-Locking Mechanism prevents the dials and selectors on the timer's front panel from being operated without authorization (lock can only be unlocked and locked with an optional pen-type lock key)



Operating Modes			
A: ON-delay	D: Signal OFF-delay		
B: Repeat cycle	E: Interval		
B2: Repeat-cycle ON-start	G: Signal ON/OFF-delay		
C: Signal ON/OFF-delay	J: One-shot		



For quantities greater than listed, call for quote.

MOUSER STOCK NO.	Omron Part No.	Input	Operating Modes (See table above)	Price Each		
				1	5	10
Multi-Function						
653-H3DMLAC242302448	H3DS-ML AC24-230/DC24-48	Voltage	A, B, B2, C, D, E, G, J	77.69	75.64	73.60
Standard						
653-H3DSLAC24230D2448	H3DS-SL AC24-230/DC24-48	No input available	A, B2, E, J	59.25	56.68	56.13
Single-Function						
653-H3DALAC242302448	H3DS-AL AC24-230/DC24-48	No input available	A (fixed)	59.25	56.68	56.13


H3DK SERIES: MULTI-RANGE, MULTI-MODE TIMERS

Specifications:

- Supply voltage: 24-240VAC/DC
- Terminal block:
H3DK-S1 6 terminals
H3DK-M1(2) 9 terminals
- Mounting: DIN
- Service life:
Mechanical 10,000,000 operations min.
Electrical 100,000 operations min.

Features:

- Multiple time ranges and operating modes let you cover a wide range of applications
- The time-limit DPDT output contacts can be changed to time-limit SPDT and instantaneous SPDT output contacts using a switch
- Sequence checks are easily performed by setting an instantaneous output to 0
- Start signal control for the H3DK-M



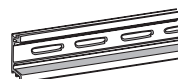
Operating Modes			
A: ON-delay	D: Signal OFF-delay		
B: Flicker OFF-start	E: Interval		
B2: Flicker ON-start	G: Signal ON/OFF-delay		
C: Signal ON/OFF-delay	J: One-shot Output		



For quantities greater than listed, call for quote.

MOUSER STOCK NO.	Omron Part No.	Contact Output	Operating Modes (See table above)	Price Each		
				1	5	10
653-H3DKS1ACDC24240	H3DK-S1 AC/DC24-240	SPDT	A, B2, E, J	80.32	78.96	76.09
653-H3DKM1ACDC24240	H3DK-M1 AC/DC24-240	SPDT	A, B, B2, C, D, E, G, J	86.90	85.05	82.33
653-H3DKM2ACDC24240	H3DK-M2 AC/DC24-240	DPDT	A, B, B2, C, D, E, G, J	101.39	98.41	96.05

ACCESSORIES FOR TIMERS



For quantities greater than listed, call for quote.

MOUSER STOCK NO.	Omron Part No.	Description	Price Each		
			1	50	100
Sockets and Adaptors (for use with H3CA and H3CR Series)					
653-P2CF-08	P2CF-08	8-pin round socket, bottom surface or track mounting, top screw terminals	13.79	11.03	10.42
653-P2CF-11	P2CF-11	11-pin round socket, bottom surface or track mounting, top screw terminals	16.26	13.01	12.29
653-P3G-08	P3G-08	8-pin socket, back mounting, for use with Y92F-30, bottom screw terminals	22.99	18.39	17.37
653-P3GA-11	P3GA-11	11-pin socket, back mounting, for use with Y92F-30, bottom screw terminals	23.36	19.86	18.69
653-Y92F-30	Y92F-30	Panel mount adapter, ideal for side by side installation, use with P3G sockets	13.46	12.11	11.44
DIN Rails and Accessories					
653-PFP-50N	PFP-50N	DIN rail mounting track, 50cm (l) x 7.3mm (t)	5.14	4.04	3.65
653-PFP-100N	PFP-100N	DIN rail mounting track, 1m (l) x 7.3mm (t)	6.74	5.98	5.66
653-PFP-100N2	PFP-100N2	DIN rail mounting track, 1m (l) x 16mm (t)	15.43	11.86	11.33
653-PFP-M	PFP-M	DIN rail stop plate	.94	.784	.742
653-PFP-S	PFP-S	DIN rail spacer	.45	.339	.305