



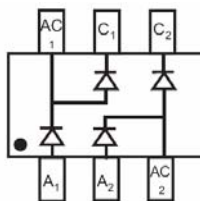
BAV99BRW

200mW 75Volt Plastic-Encapsulate Diode

Features

- Lead Free Finish/Rohs Compliant ("P" Suffix designates RoHS Compliant. See ordering information)
- Halogen free available upon request by adding suffix "-HF"
- Epoxy meets UL 94 V-0 flammability rating
- Moisture Sensitivity Level 1
- Low Current Leakage
- Low Cost
- Small Outline Surface Mount Package

MAKING:KGJ



Maximum Ratings

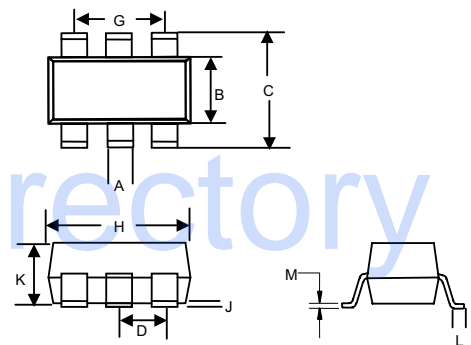
- Operating Temperature: -65°C to +150°C
- Storage Temperature: -65°C to +150°C

Datasheet.Directory

Electrical Characteristics @ 25°C Unless Otherwise Specified

Reverse Voltage	V_R	75V	
Average Rectified Output Current	I_O	150mA	
Power Dissipation	P_{TOT}	200mW	
Maximum Instantaneous Forward Voltage	V_F	715mV 855mV 1000mV 1250mV	$I_{FM} = 1mA;$ $I_{FM} = 10mA;$ $I_{FM} = 50mA;$ $I_{FM} = 150mA;$
Maximum DC Reverse Current At Rated DC Blocking Voltage	I_R	2.5uA 0.025uA	$V_R=75V$ $V_R=20V$
Typical Junction Capacitance	C_J	2.0pF	Measured at 1.0MHz, $V_R=0V$
Reverse Recovery Time	T_{rr}	4nS	$I_F=I_R=10mA$ $I_{rr} = 0.1 * I_R$ $R_c=100\Omega$

SOT-363



DIM	DIMENSIONS				NOTE
	INCHES		MM		
	MIN	MAX	MIN	MAX	
A	.006	.014	0.15	0.35	
B	.045	.053	1.15	1.35	
C	.085	.096	2.15	2.45	
D	.026		0.65Nominal		
G	.047	.055	1.20	1.40	
H	.071	.087	1.80	2.20	
J	---	.004	---	0.10	
K	.035	.043	0.90	1.10	
L	.010	.018	0.26	0.46	
M	.003	.006	0.08	0.15	

Typical Characteristics

BAV99BRW

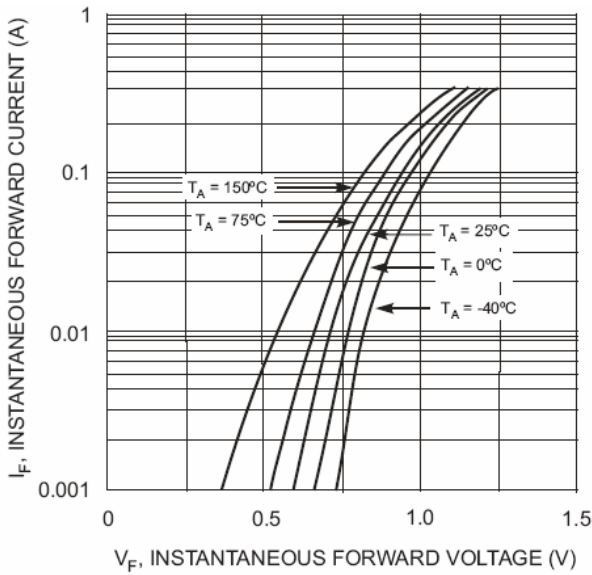


Fig. 1 Forward Characteristics

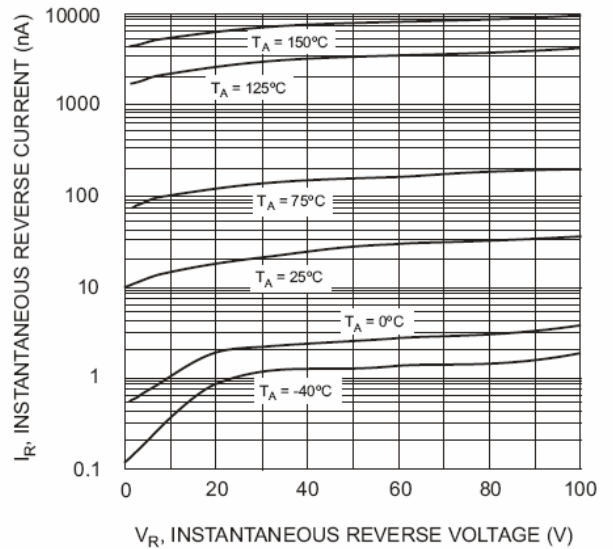


Fig. 2 Typical Reverse Characteristics

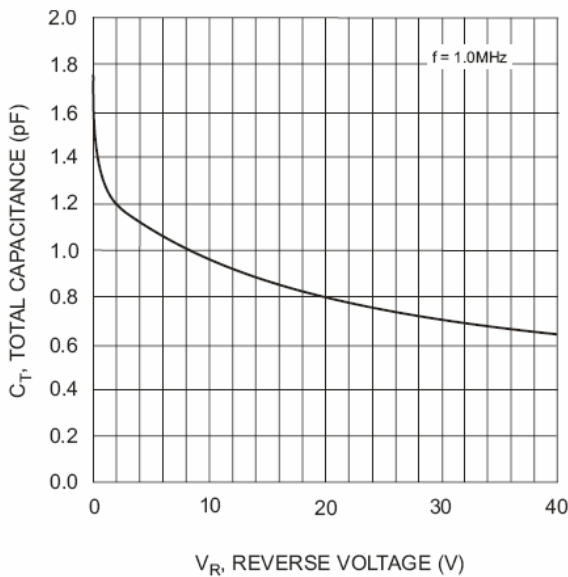


Fig. 3 Typical Capacitance vs. Reverse Voltage

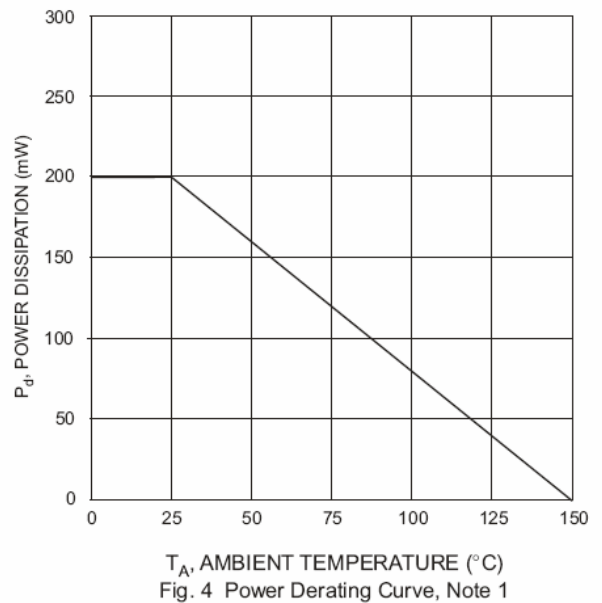


Fig. 4 Power Derating Curve, Note 1



TM

Micro Commercial Components

Ordering Information :

Device	Packing
Part Number-TP	Tape&Reel: 3Kpcs/Reel

Note : Adding "-HF" suffix for halogen free, eg. Part Number-TP-HF

IMPORTANT NOTICE

Micro Commercial Components Corp. reserves the right to make changes without further notice to any product herein to make corrections, modifications , enhancements , improvements , or other changes . **Micro Commercial Components Corp .** does not assume any liability arising out of the application or use of any product described herein; neither does it convey any license under its patent rights ,nor the rights of others . The user of products in such applications shall assume all risks of such use and will agree to hold **Micro Commercial Components Corp .** and all the companies whose products are represented on our website, harmless against all damages.

LIFE SUPPORT

MCC's products are not authorized for use as critical components in life support devices or systems without the express written approval of Micro Commercial Components Corporation.

CUSTOMER AWARENESS

Counterfeiting of semiconductor parts is a growing problem in the industry. Micro Commercial Components (MCC) is taking strong measures to protect ourselves and our customers from the proliferation of counterfeit parts. MCC strongly encourages customers to purchase MCC parts either directly from MCC or from Authorized MCC Distributors who are listed by country on our web page cited below. Products customers buy either from MCC directly or from Authorized MCC Distributors are genuine parts, have full traceability, meet MCC's quality standards for handling and storage. **MCC will not provide any warranty coverage or other assistance for parts bought from Unauthorized Sources.** MCC is committed to combat this global problem and encourage our customers to do their part in stopping this practice by buying direct or from authorized distributors.

www.mccsemi.com