

# rectifier diodes < 100 A

## diodes de redressement < 100 A



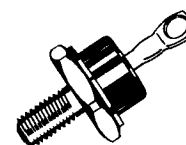
Types	I <sub>O</sub> (A)	V <sub>RRM</sub> (V)	I <sub>FSM</sub> 10 ms (A)	V <sub>F</sub> / I <sub>F</sub> max (V) / (A)	I <sub>R</sub> / T <sub>j</sub> @ V <sub>RRM</sub> max (mA) / (°C)	Case
-------	-----------------------	-------------------------	----------------------------------	---	---	------

**20 A / T<sub>case</sub> = 150°C T<sub>j</sub> = 175°C I<sup>2</sup>t = 1000A<sup>2</sup>s**

1N 248 B, (R)	20	50	450	1,5	70	5	150
1N 249 B, (R)		100					
1N 250 B, (R)		200					
1N 1195 A, (R)		300					
1N 1196 A, (R)		400					
1N 1197 A, (R)		500					
1N 1198 A, (R)		600					
RN 820, (R)		800					
RN 1120, (R)		1000					
RN 1220, (R)		1200					
RN 1520, (R)		1500					

**40 A\* / T<sub>case</sub> = 140°C T<sub>j</sub> = 175°C I<sup>2</sup>t = 2500A<sup>2</sup>s**

1N 1183, (R)	40	50	700	1,5	110	5	150
1N 1184, (R)/FR 64		100					
1N 1186, (R)/FR 65		200					
1N 1187, (R)		300					
1N 1188, (R)/FR 66		400					
1N 1189, (R)		500					
1N 1190, (R)/FR 67		600					
1N 3766, (R)/FR 68		800					
1N 3768, (R)/FR 69		1000					



DO 5 metal (CB-34)  
1/4-28 UNF\*\*


**40 A / T<sub>case</sub> = 125°C T<sub>j</sub> = 150°C I<sup>2</sup>t = 2500A<sup>2</sup>s**

RP 1040, (R)	40	100	700	1,5	120	5	150
RP 2040, (R)		200					
RP 4040, (R)		400					
RP 6040, (R)		600					
RP 8040, (R)		800					
RP 1140, (R)		1000					
RP 1240, (R)		1200					

**40 A / T<sub>case</sub> = 100°C T<sub>j</sub> = 150°C I<sup>2</sup>t = 3200A<sup>2</sup>s**

insulating voltage : 2500 V<sub>RMS</sub>

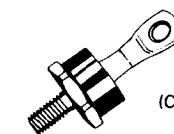
insulated	uninsulated						
DRA 402	DRB 402	200	800	1,5	120	1	125
DRA 404	DRB 404	400					
DRA 406	DRB 406	600					
DRA 408	DRB 408	800					
DRA 410	DRB 410	1000					



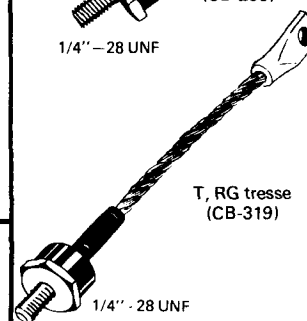
CB-414 plastic/plastique

**60 A / T<sub>case</sub> = 100°C T<sub>j</sub> = 150°C I<sup>2</sup>t = 5000A<sup>2</sup>s**

RG 602, (R)	60	200	1000	1,5	180	20	150
RG 604, (R)		400					
RG 606, (R)		600					
RG 608, (R)		800					
RG 610, (R)		1000					
RG 612, (R)		1200					
RG 602T, (R)	60	200	1000	1,5(1)	180	20	150
RG 604T, (R)		400					
RG 606T, (R)		600					
RG 608T, (R)		800					
RG 610T, (R)		1000					
RG 612T, (R)		1200					



RG (CB-256)  
1/4" - 28 UNF



T, RG tresse (CB-319)  
1/4" - 28 UNF

Type number : cathode to case. Type number + suffix R : anode to case. (1) Measured without braid voltage drop  
N° du type : cathode au boîtier. N° du type + suffixe R : anode au boîtier. Mesuré directement aux bornes de la diode

N : New product. \* Please, consult us for 32R2 series. \*\* M6 thread available on request → Type number + suffix M  
Nouveau produit. Nous consulter pour la série 32R2. Filetage M6 sur demande → N° de type + suffixe M