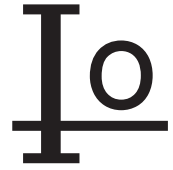


# 1N5817 THRU 1N5819



1.0 AMP SCHOTTKY BARRIER RECTIFIERS



## FEATURES

- \* Low forward voltage drop
- \* High current capability
- \* High reliability
- \* High surge current capability
- \* Epitaxial construction

## MECHANICAL DATA

- \* Case: Molded plastic
- \* Epoxy: UL 94V-0 rate flame retardant
- \* Lead: Axial leads, solderable per MIL-STD-202, method 208 guaranteed
- \* Polarity: Color band denotes cathode end
- \* Mounting position: Any
- \* Weight: 0.34 grams

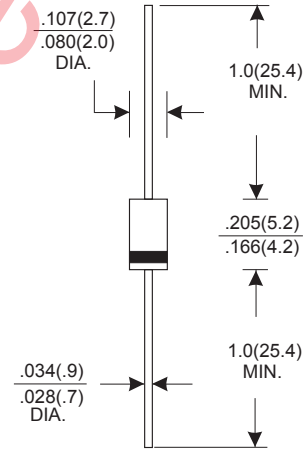
## VOLTAGE RANGE

20 to 40 Volts

## CURRENT

1.0 Ampere

DO-41



Dimensions in inches and (millimeters)

## MAXIMUM RATINGS AND ELECTRICAL CHARACTERISTICS

Rating 25°C ambient temperature unless otherwise specified.  
Single phase half wave, 60Hz, resistive or inductive load.  
For capacitive load, derate current by 20%.

TYPE NUMBER	1N5817	1N5818	1N5819	UNITS
Maximum Recurrent Peak Reverse Voltage	20	30	40	V
Maximum RMS Voltage	14	21	28	V
Maximum DC Blocking Voltage	20	30	40	V
Maximum Average Forward Rectified Current .375"(9.5mm) Lead Length at Ta=90°C	1.0			A
Peak Forward Surge Current, 8.3 ms single half sine-wave superimposed on rated load (JEDEC method)	25			A
Maximum Instantaneous Forward Voltage at 1.0A	0.45	0.55	0.60	V
Maximum DC Reverse Current Ta=25°C	1.0			mA
at Rated DC Blocking Voltage Ta=100°C	10			mA
Typical Junction Capacitance (Note 1)	110			pF
Typical Thermal Resistance RθJA (Note 2)	80			°C/W
Operating Temperature Range Tj	-65 — +125			°C
Storage Temperature Range Tstg	-65 — +150			°C

### NOTES:

1. Measured at 1MHz and applied reverse voltage of 4.0V D.C.
2. Thermal Resistance Junction to Ambient Vertical PC Board Mounting 0.5"(12.7mm) Lead Length.

## RATING AND CHARACTERISTIC CURVES (1N5817 THRU 1N5819)

FIG.1-TYPICAL FORWARD CHARACTERISTICS

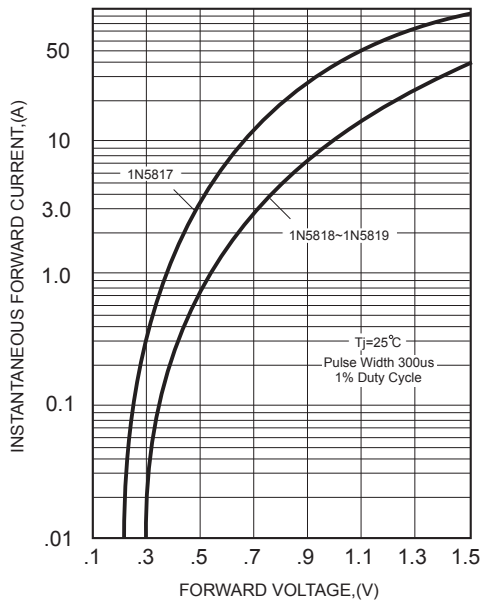


FIG.2-TYPICAL FORWARD CURRENT DERATING CURVE

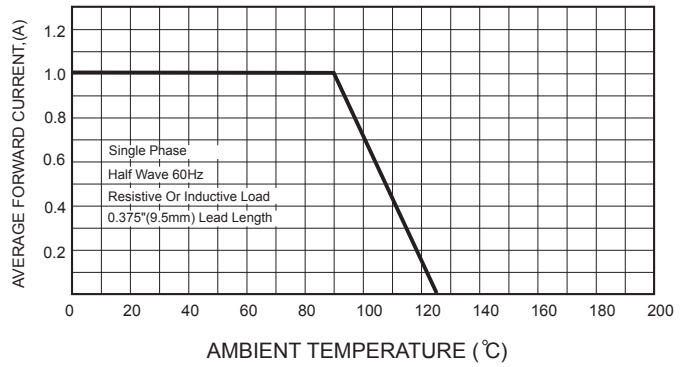


FIG.4-MAXIMUM NON-REPETITIVE FORWARD SURGE CURRENT

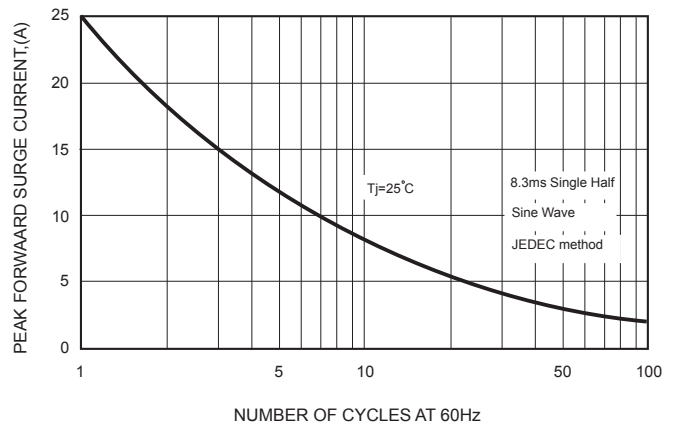


FIG.3 - TYPICAL REVERSE CHARACTERISTICS

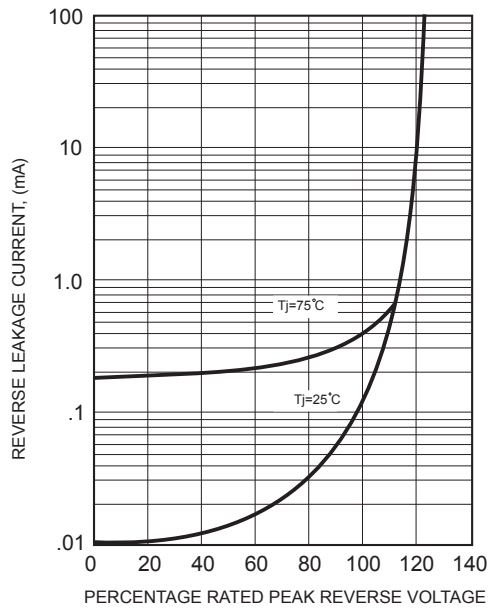


FIG.5-TYPICAL JUNCTION CAPACITANCE

