

BC846AW-G Thru. BC848CW-G (NPN)

RoHS Device



Features

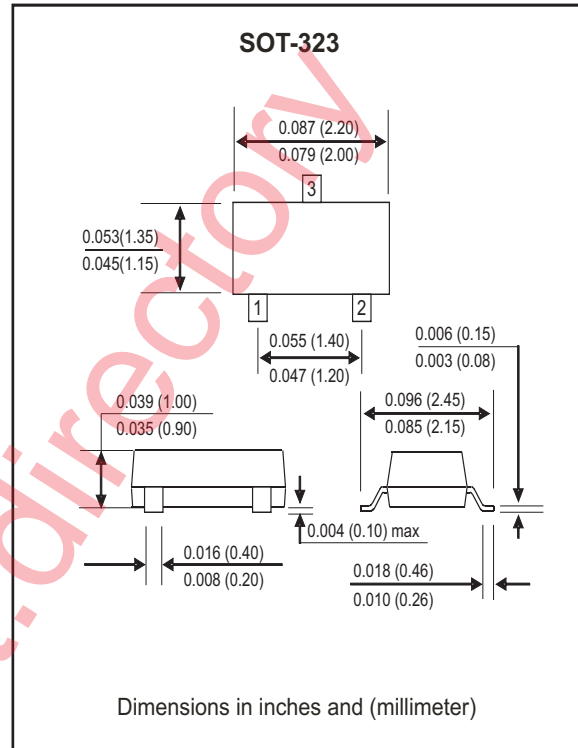
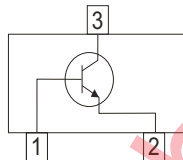
- Power dissipation
PCM: 0.15W (@TA=25°C)
- Collector current
ICM: 0.1A
- Collector-base voltage
VCBO: BC846W=80V
BC847W=50V
BC848W=30V
- Operating and storage junction temperature range: TJ, TSTG= -55 to +150°C

Mechanical data

- Case: SOT-323, molded plastic.
- Terminals: solderable per MIL-STD-750, method 2026.
- Approx. weight: 0.008 grams

Circuit diagram

- 1.BASE
- 2.EMITTER
- 3.COLLECTOR



Maximum Ratings (at Ta=25°C unless otherwise noted)

Parameter	Symbol	Value	Units
Collector-Base Voltage	VCBO	BC846W-G 80	V
		BC847W-G 50	
		BC848W-G 30	
Collector-Emitter Voltage	VCEO	BC846W-G 65	V
		BC847W-G 45	
		BC848W-G 30	
Emitter-Base Voltage	VEBO	BC846W-G / BC847W-G 6	V
		BC848W-G 5	
Collector Current -Continuous	IC	0.1	A
Collector Power Dissipation	PC	150	mW
Junction Temperature	TJ	150	°C
Storage Temperature Range	TSTG	-55 to +150	°C

Electrical Characteristics

(BC846AW-G Thru. BC848CW-G, @T_A= 25° C unless otherwise specified)

Parameter	Symbol	Test Conditions	MIN	TYP	MAX	Units
Collector-Base Breakdown Voltage	BC846W-G BC847W-G BC848W-G	V _{CB0}	I _c =10μA , I _E =0	80 50 30		V
Collector-Emitter Breakdown Voltage	BC846W-G BC846W-G BC848W-G	V _{CEO}	I _c =10mA , I _B =0	65 45 30		V
Emitter-Base Break Voltage	BC846W-G, BC847W-G BC848W-G	V _{EBO}	I _E =10μA , I _c =0	6 5		V
Collector Cutoff Current		I _{cBO}	V _{CB} =30V		15	nA
DC Current Gain	BC846AW,847AW,848AW BC846BW,847BW,848BW BC847CW,848CW BC846AW,847AW,848AW BC846BW,847BW,848BW BC847CW,848CW	h _{FE}	V _{CE} =5V , I _c =10μA V _{CE} =5V , I _c =2mA	 110 200 420	90 150 270	220 450 800
Collector-Emitter Saturation Voltage		V _{CE(sat)}	I _c =10mA , I _B =0.5mA I _c =100mA , I _B =0.5mA		0.25 0.60	V
Base-Emitter Saturation Voltage		V _{BE(sat)}	I _c =10mA , I _B =0.5mA I _c =100mA , I _B =5mA		0.7 0.9	V
Base-Emitter Voltage		V _{BE(on)}	V _{CE} =5V , I _c =2mA V _{CE} =5V , I _c =10mA	580	660	700 770
Transition Frequency		f _T	V _{CE} =5V , I _c =10mA f=100MHz	100		MHz
Collector Output Capacitance		C _{ob}	V _{CB} =10V , f=1MHz		4.5	pF
Noise Figure	BC846AW,847AW,848AW BC846BW,847BW,848BW BC847CW,848CW	NF	V _{CE} =5V , I _c =0.2mA f =1KHz , R _s =2KΩ BW=200Hz		10 4	dB

Electrical Characteristic Curves (BC846AW-G Thru. BC848CW-G)

Fig.1 Normalized DC Current Gain

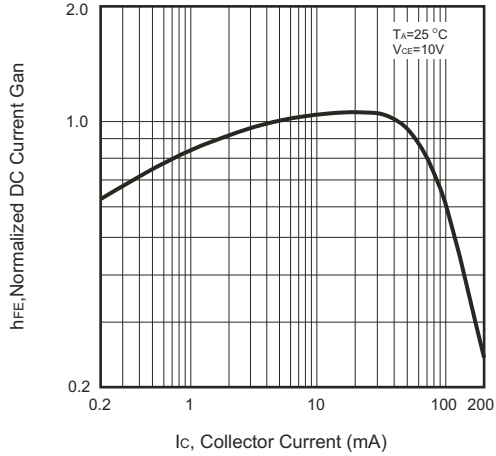


Fig.2 Saturation and On voltage

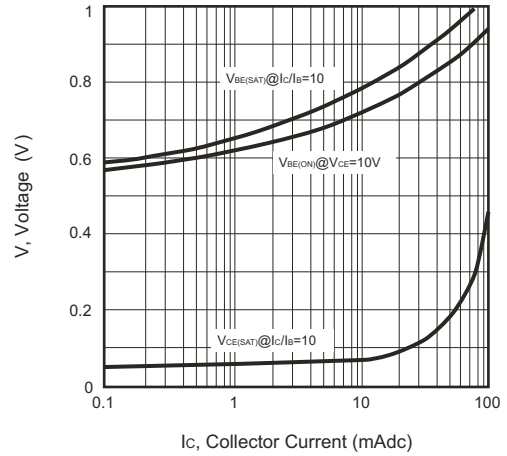


Fig.3 Collector Saturation Region

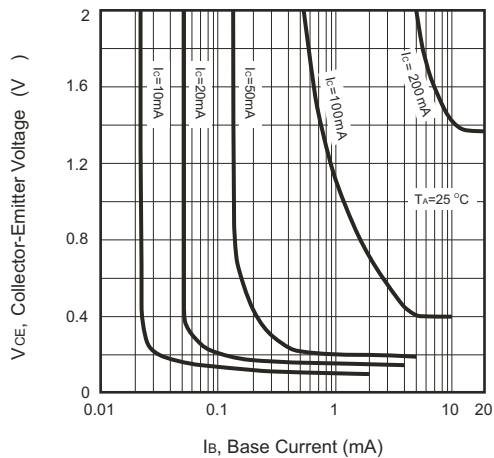


Fig.4 Base-Emitter Temperature Coefficient

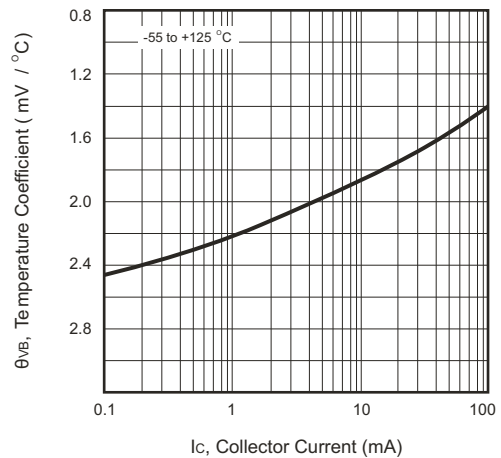


Fig.5 Capacitance

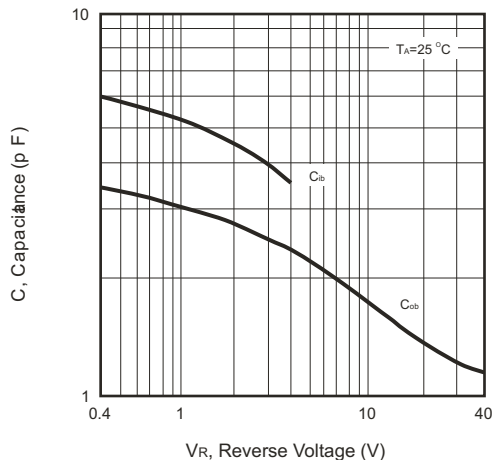
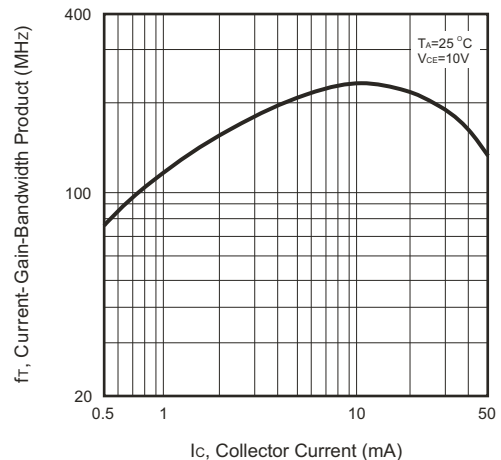
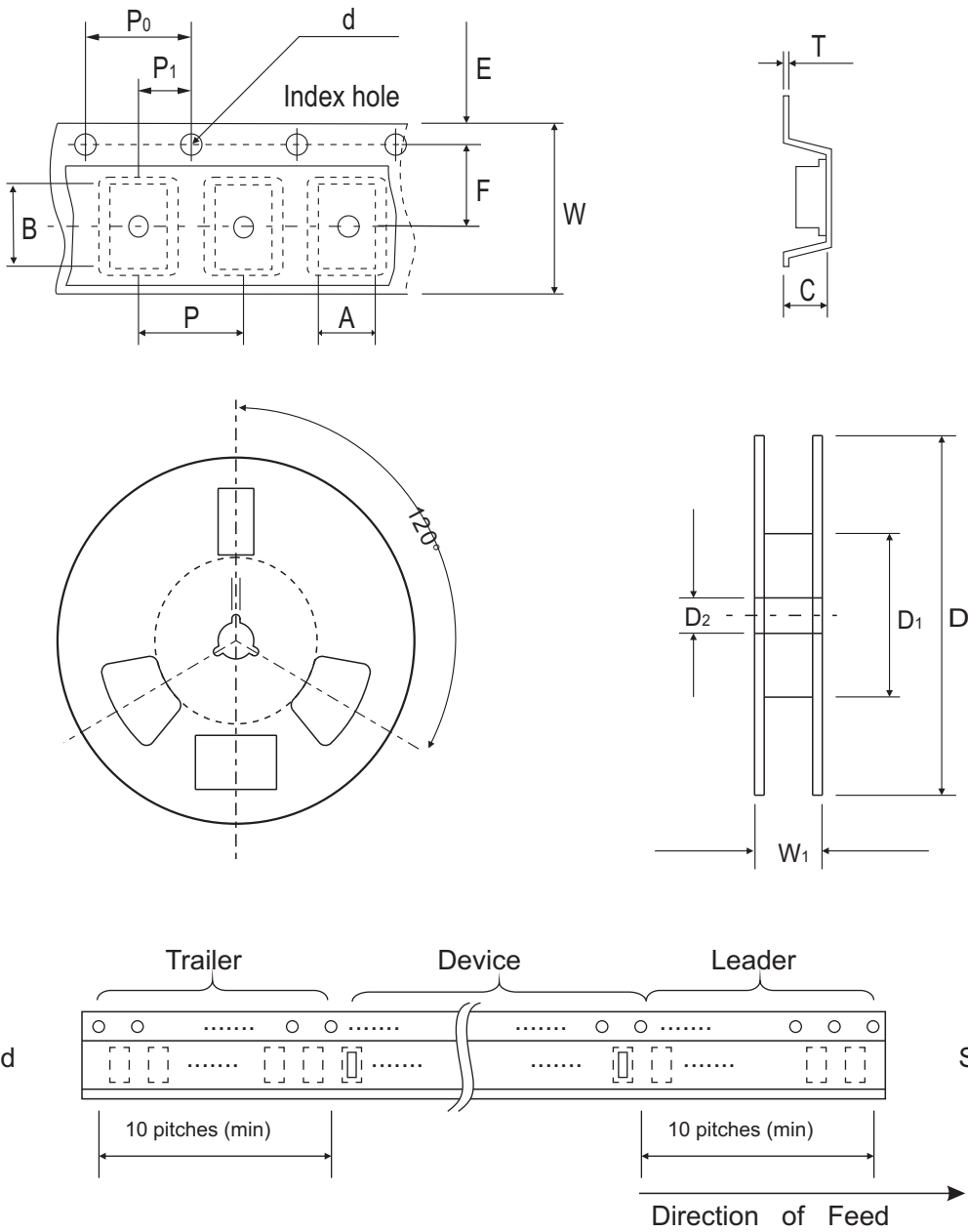


Fig.6 Current Gain Bandwidth Product



Reel Taping Specification

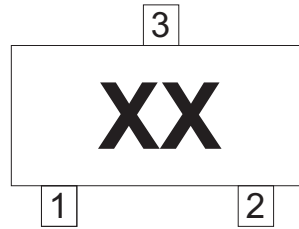


SOT-323	SYMBOL	A	B	C	d	D	D1	D2
	(mm)	2.25 ± 0.10	2.55 ± 0.10	1.19 ± 0.10	1.55 ± 0.10	178 ± 1.00	54.40 ± 0.40	13.0 ± 0.20
	(inch)	0.089 ± 0.004	0.100 ± 0.004	0.047 ± 0.004	0.061 ± 0.004	7.008 ± 0.039	2.142 ± 0.016	0.512 ± 0.008

SOT-323	SYMBOL	E	F	P	P0	P1	W	W1
	(mm)	1.75 ± 0.10	3.50 ± 0.05	4.00 ± 0.10	4.00 ± 0.10	2.00 ± 0.10	$8.00 + 0.30 / - 0.10$	9.50 ± 1.00
	(inch)	0.069 ± 0.004	0.138 ± 0.002	0.158 ± 0.004	0.158 ± 0.004	0.079 ± 0.004	$0.315 + 0.012 / - 0.004$	0.374 ± 0.039

Marking Code

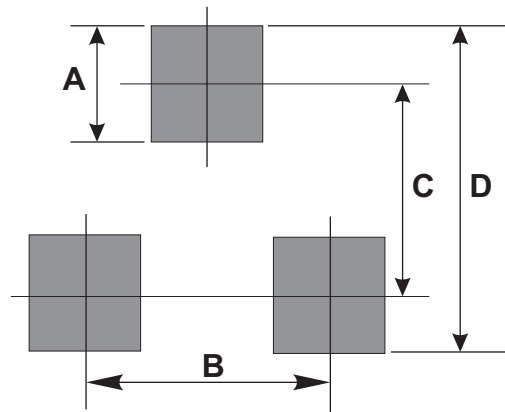
Part Number	Marking Code
BC846AW-G	1A
BC847AW-G	1E
BC848AW-G	1J
BC846BW-G	1B
BC847BW-G	1F
BC848BW-G	1K
BC847CW-G	1G
BC848CW-G	1L



xx = Product type marking code

Suggested PAD Layout

SIZE	SOT-323	
	(mm)	(inch)
A	0.80	0.031
B	1.30	0.051
C	1.94	0.076
D	2.74	0.108



Standard Packaging

Case Type	REEL PACK	
	REEL (pcs)	Reel Size (inch)
SOT-323	3,000	7

Mouser Electronics

Authorized Distributor

Click to View Pricing, Inventory, Delivery & Lifecycle Information:

[Comchip Technology:](#)

[BC848AW-G](#)