



Micro Commercial Components

Micro Commercial Components
 20736 Marilla Street Chatsworth
 CA 91311
 Phone: (818) 701-4933
 Fax: (818) 701-4939

RS401L THRU RS407L

Features

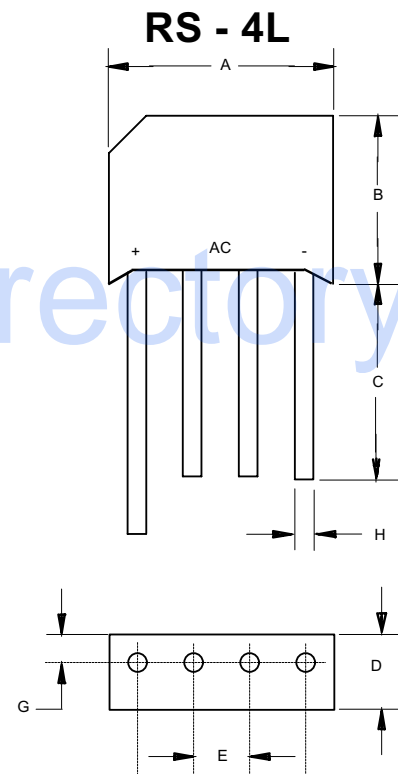
- Low Leakage and Low Forward Voltage
- Silver Plated Copper Leads
- Any Mounting Position
- Lead Free Finish/RoHS Compliant (NOTE 1) ("P" Suffix designates RoHS Compliant. See ordering information)
- Case Material: Molded Plastic. UL Flammability Classification Rating 94V-0 and MSL Rating 1

Maximum Ratings

- Operating Temperature(T_J): -55°C to $+125^{\circ}\text{C}$
- Storage Temperature(T_{stg}): -55°C to $+150^{\circ}\text{C}$
- Typical Thermal Resistance per leg (R_{thja}): 19°C/W .
- Typical Thermal Resistance per leg (R_{thjL}): 2.4°C/W .

MCC Catalog Number	Device Marking	Maximum Recurrent Peak Reverse Voltage	Maximum RMS Voltage	Maximum DC Blocking Voltage
RS401L	RS401L	50V	35V	50V
RS402L	RS402L	100V	70V	100V
RS403L	RS403L	200V	140V	200V
RS404L	RS404L	400V	280V	400V
RS405L	RS405L	600V	420V	600V
RS406L	RS406L	800V	560V	800V
RS407L	RS407L	1000V	700V	1000V

4 Amp Single Phase Bridge Rectifier 50 to 1000 Volts



Electrical Characteristics @ 25°C Unless Otherwise Specified

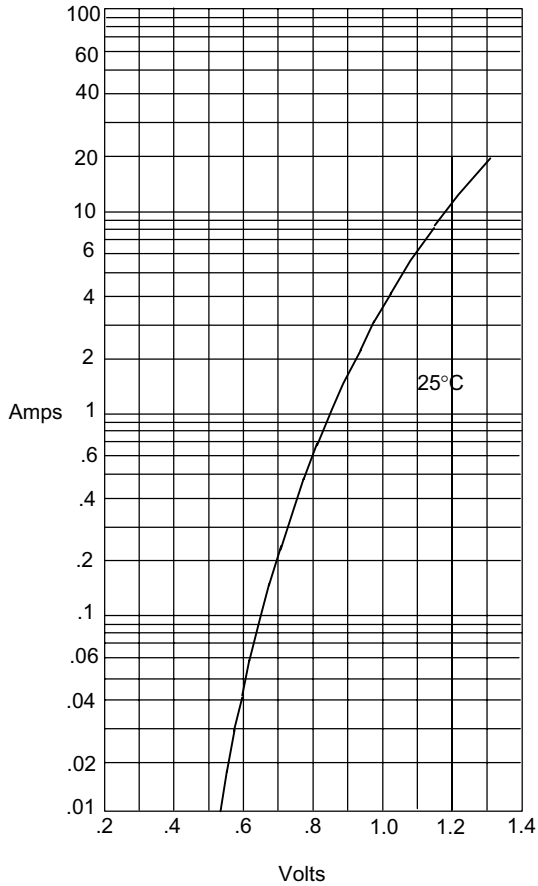
Average Forward Current	$I_{F(AV)}$	4.0A	$T_A = 50^{\circ}\text{C}$
Peak Forward Surge Current	I_{FSM}	200A	8.3ms, half sine
Maximum Forward Voltage Drop Per Element	V_F	1.1V	$I_{FM} = 3.0A$; $T_J = 25^{\circ}\text{C}$
Maximum DC Reverse Current At Rated DC Blocking Voltage	I_R	10 μA 1.0mA	$T_J = 25^{\circ}\text{C}$ $T_J = 100^{\circ}\text{C}$

Notes: 1. High Temperature Solder Exemption Applied, see EU Directive Annex Notes 7

DIM	DIMENSIONS				NOTE
	INCHES		MM		
A	.728	.768	18.50	19.50	
B	.600	.640	15.20	16.30	
C	.750	---	19.00	---	
D	.236	.256	6.00	6.50	
E	.180	.220	4.60	5.60	
G	-----	.083	-----	2.10	
H	.048	.052	1.20	1.30	

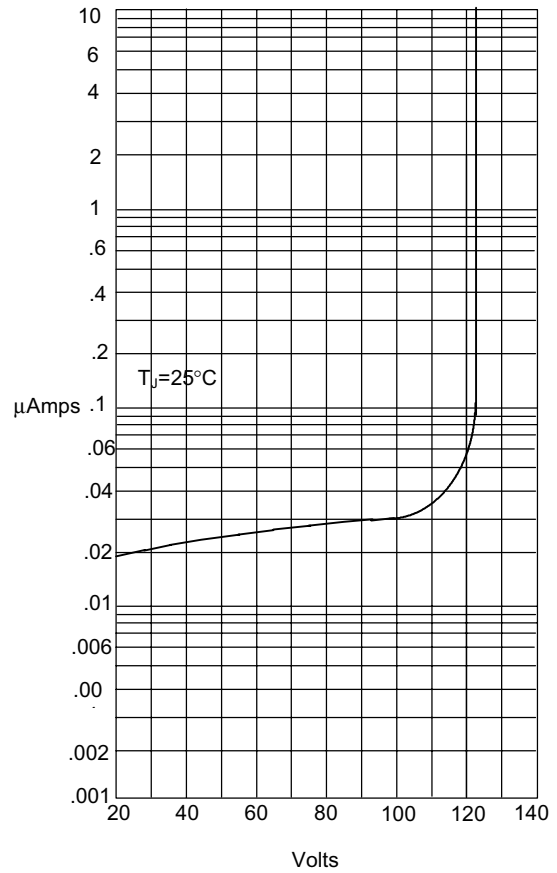
RS401L thru RS407L

Figure 1
Typical Forward Characteristics



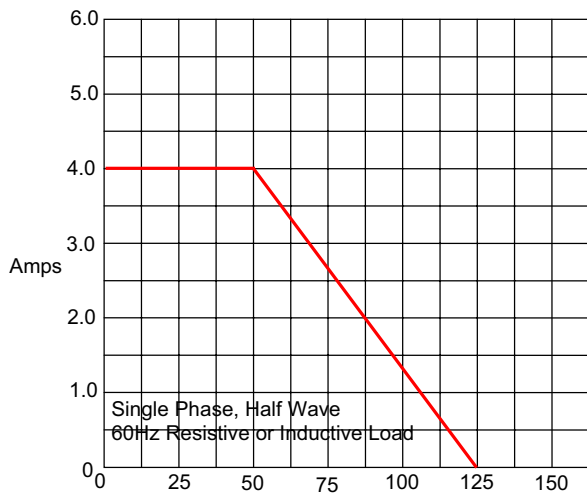
Instantaneous Forward Current - Amperes versus Instantaneous Forward Voltage - Volts

Figure 2
Typical Reverse Characteristics



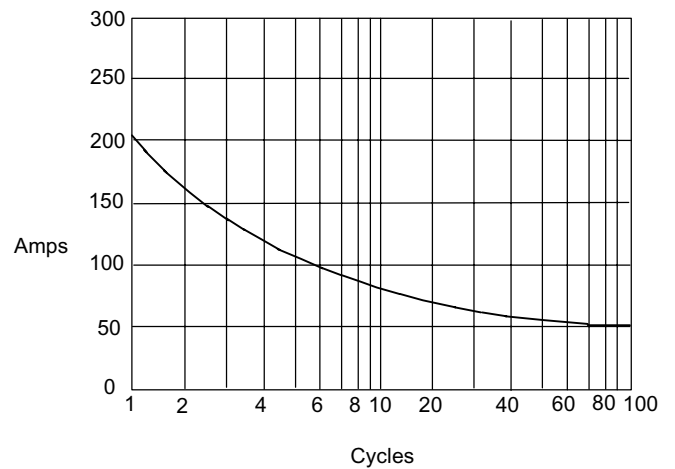
Instantaneous Reverse Leakage Current - MicroAmperes versus Percent Of Rated Peak Reverse Voltage - Volts

Figure 3
Forward Derating Curve



Average Forward Rectified Current - Amperes versus Case Temperature - °C

Figure 4
Peak Forward Surge Current



Peak Forward Surge Current - Amperes versus Number Of Cycles At 60Hz - Cycles



Micro Commercial Components

Ordering Information

Device	Packing
(Part Number)-BP	Bulk;300pcs/Box

*****IMPORTANT NOTICE*****

Micro Commercial Components Corp. reserves the right to make changes without further notice to any product herein to make corrections, modifications, enhancements, improvements, or other changes. *Micro Commercial Components Corp.* does not assume any liability arising out of the application or use of any product described herein; neither does it convey any license under its patent rights, nor the rights of others. The user of products in such applications shall assume all risks of such use and will agree to hold *Micro Commercial Components Corp.* and all the companies whose products are represented on our website, harmless against all damages.

*****APPLICATIONS DISCLAIMER*****

Products offer by *Micro Commercial Components Corp.* are not intended for use in Medical, Aerospace or Military Applications.