

**SURFACE MOUNT
FAST RECOVERY RECTIFIERS**

REVERSE VOLTAGE - **50 to 1000** Volts
FORWARD CURRENT - **3.0** Amperes

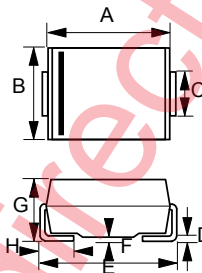
FEATURES

- Fast switching for high efficiency
- For surface mounted applications
- Glass passivated chip
- Low reverse leakage current
- Low forward voltage drop
- High current capability
- Plastic material has UL flammability classification 94V-0

MECHANICAL DATA

- Case : Molded plastic
- Polarity : Color band denotes cathode
- Weight : 0.003 ounces, 0.093 grams

SMB



SMB		
DIM.	MIN.	MAX.
A	4.06	4.57
B	3.30	3.94
C	1.96	2.21
D	0.15	0.31
E	5.21	5.59
F	0.05	0.20
G	2.01	2.50
H	0.76	1.52
All Dimensions in millimeter		

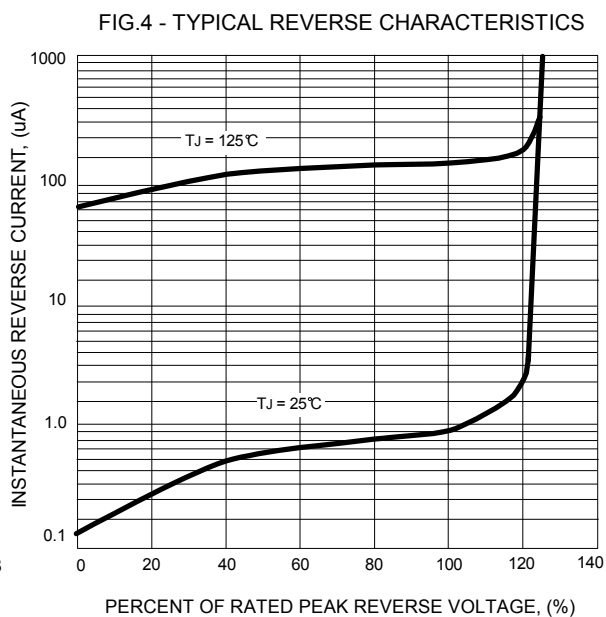
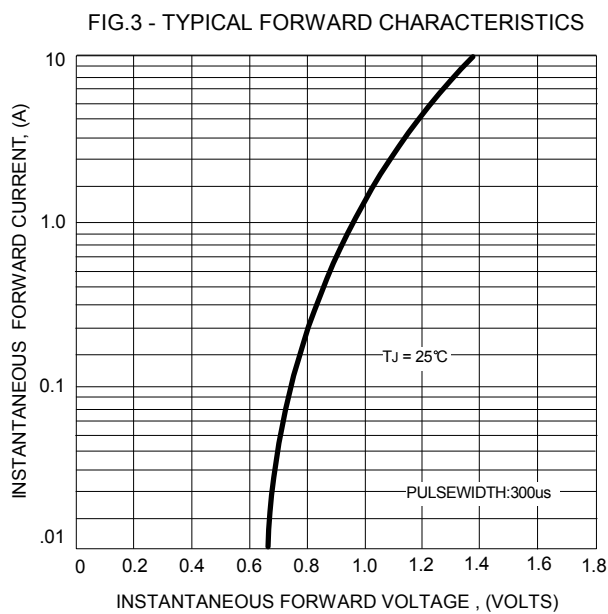
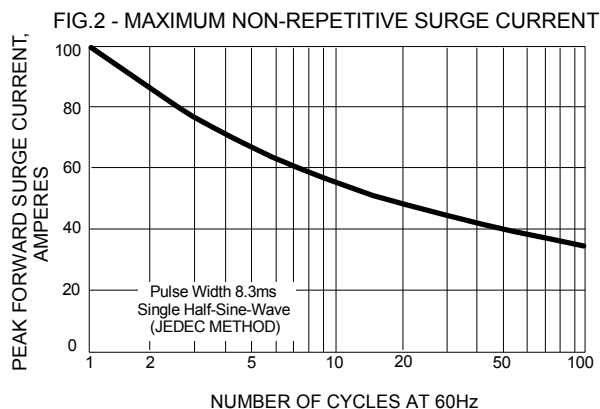
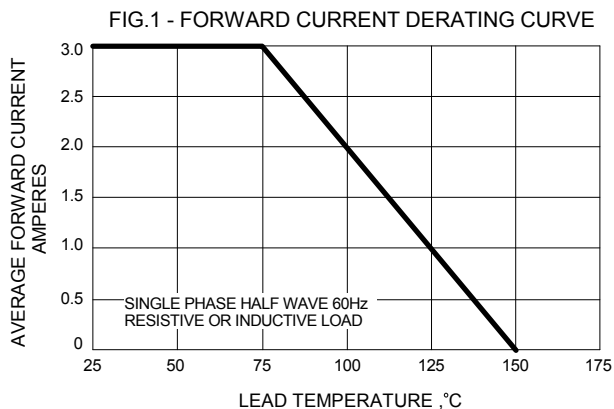
MAXIMUM RATINGS AND ELECTRICAL CHARACTERISTICS

Ratings at 25°C ambient temperature unless otherwise specified.

CHARACTERISTICS	SYMBOL	RS3AB	RS3BB	RS3DB	RS3GB	RS3JB	RS3KB	RS3MB	UNIT
Maximum Recurrent Peak Reverse Voltage	V _{RRM}	50	100	200	400	600	800	1000	V
Maximum RMS Voltage	V _{RMS}	35	70	140	280	420	560	700	V
Maximum DC Blocking Voltage	V _{DC}	50	100	200	400	600	800	1000	V
Maximum Average Forward Rectified Current @T _L = 75°C	I(AV)	3.0							A
Peak Forward Surge Current 8.3ms single half sine-wave super imposed on rated load (JEDEC METHOD)	I _{FSM}	100							A
Maximum forward Voltage at 3.0A DC	V _F	1.3							V
Maximum DC Reverse Current at Rated DC Blocking Voltage @T _J = 25°C @T _J = 125°C	I _R	5.0 250							uA
Maximum Reverse Recovery Time (Note 1)	T _{RR}	150				250	500		ns
Typical Junction Capacitance (Note 2)	C _J	50							pF
Typical Thermal Resistance (Note 3)	R _{θJL}	10							°C/W
Typical Thermal Resistance	R _{θJA}	50							°C/W
Operating Temperature Range	T _J	-55 to +150							°C
Storage Temperature Range	T _{STG}	-55 to +150							°C

NOTES : 1.Reverse Recovery Test Conditions : I_F=0.5A, I_R=1.0A, I_{RR}=0.25A.
2.Measured at 1.0MHz and applied reverse voltage of 4.0V DC.
3.Thermal Resistance Junction to Lead.

REV. 4, Oct-2010, KSEB03



Important Notice and Disclaimer

LSC reserves the right to make changes to this document and its products and specifications at any time without notice. Customers should obtain and confirm the latest product information and specifications before final design, purchase or use.

LSC makes no warranty, representation or guarantee regarding the suitability of its products for any particular purpose, nor does LSC assume any liability for application assistance or customer product design. LSC does not warrant or accept any liability with products which are purchased or used for any unintended or unauthorized application.

No license is granted by implication or otherwise under any intellectual property rights of LSC.

LSC products are not authorized for use as critical components in life support devices or systems without express written approval of LSC.