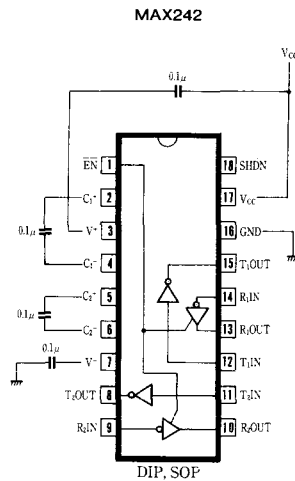
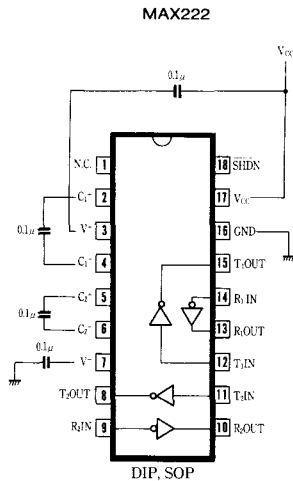
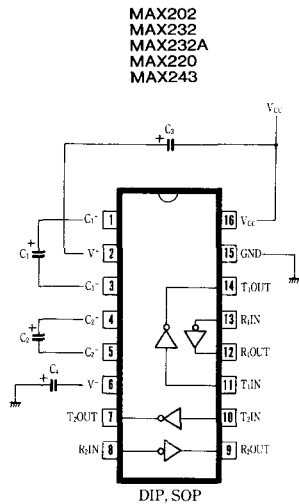


ピン接続



型名	C1, C2	C1, C2	備考
MAX202	0.1µF	0.1µF	
MAX220	4.7µF	10µF	高速
MAX232	1µF	1µF	
MAX232A	0.1µF	0.1µF	
MAX243	0.1µF	0.1µF	高速, 入力オープン検出

MAX243のみ

Receiver Input	R1,OUT	R2,OUT
≤ -3V	H	H
OPEN	H	L
≥ +3V	L	L

