



BZX84C2V4W SERIES

SURFACE MOUNT SILICON ZENER DIODES

VOLTAGE 2.4 to 75 Volts **POWER** 200 mWatts

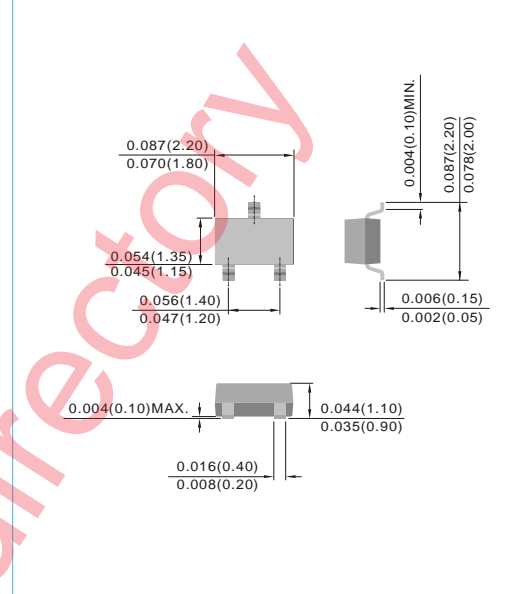
SOT-323 Unit : inch(mm)

FEATURES

- Planar Die construction
- 200mW Power Dissipation
- Ideally Suited for Automated Assembly Processes
- In compliance with EU RoHS 2002/95/EC directives

MECHANICAL DATA

- Case: SOT-323, Molded Plastic
- Terminals: Solderable per MIL-STD-750, Method 2026
- Polarity: See Diagram Below
- Approx. Weight: 0.0048 grams
- Mounting Position: Any

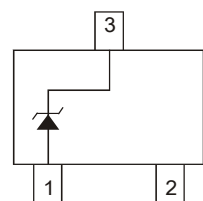


MAXIMUM RATINGS AND ELECTRICAL CHARACTERISTICS

PARAMETER	SYMBOL	VALUE	UNITS
Power Dissipation @TA=25°C(Note A)	P _D	200	mW
Operating Junction and Storage Temperature Range	T _J	-55 to +150	°C

www.datasheetdirectory.com

SINGLE



NOTES:

A. Mounted on 5.0mm²(.013mm thick) land areas.



BZX84C2V4W SERIES

Part Number	Nominal Zener Voltage			Max. Zener Impedance				Max Reverse Leakage Current		Marking Code
	V _Z @ I _{ZT}			Z _{ZT} @ I _{ZT}		Z _{ZK} @ I _{ZK}		I _R @ V _R		
	Nom. V	Min. V	Max. V	Ω	mA	Ω	mA	μA	V	
200 mWatts Zener Diodes										
BZX84C2V4W	2.4	2.28	2.52	100	5.0	600	1.00	50	1.0	W1
BZX84C2V7W	2.7	2.57	2.84	100	5.0	600	1.00	20	1.0	W2
BZX84C3W	3.0	2.85	3.15	95	5.0	600	1.00	10	1.0	W3
BZX84C3V3W	3.3	3.14	3.47	95	5.0	600	1.00	5.0	1.0	W4
BZX84C3V6W	3.6	3.42	3.78	90	5.0	600	1.00	5.0	1.0	W5
BZX84C3V9W	3.9	3.71	4.10	90	5.0	600	1.00	3.0	1.0	W6
BZX84C4V3W	4.3	4.09	4.52	90	5.0	600	1.00	3.0	1.0	W7
BZX84C4V7W	4.7	4.47	4.94	80	5.0	500	1.00	3.0	2.0	W8
BZX84C5V1W	5.1	4.85	5.36	60	5.0	480	1.00	2.0	2.0	W9
BZX84C5V6W	5.6	5.32	5.88	40	5.0	400	1.00	1.0	2.0	WA
BZX84C6V2W	6.2	5.89	6.51	10	5.0	150	1.00	3.0	4.0	WB
BZX84C6V8W	6.8	6.46	7.14	15	5.0	80	1.00	2.0	4.0	WC
BZX84C7V5W	7.5	7.13	7.88	15	5.0	80	1.00	1.0	5.0	WD
BZX84C8V2W	8.2	7.79	8.61	15	5.0	80	1.00	0.7	5.0	WE
BZX84C8V7W	8.7	8.27	9.14	15	5.0	100	1.00	0.7	5.0	87C
BZX84C9V1W	9.1	8.65	9.56	15	5.0	100	1.00	0.5	6.0	WF
BZX84C10W	10	9.50	10.50	20	5.0	150	1.00	0.2	7.0	WG
BZX84C11W	11	10.45	11.55	20	5.0	150	1.00	0.1	8.0	WH
BZX84C12W	12	11.40	12.60	25	5.0	150	1.00	0.1	8.0	WI
BZX84C13W	13	12.35	13.65	30	5.0	170	1.00	0.1	8.0	WK
BZX84C14W	14	13.30	14.70	30	5.0	170	1.00	0.1	10.0	WJ
BZX84C15W	15	14.25	15.75	30	5.0	200	1.00	0.1	10.5	WL
BZX84C16W	16	15.20	16.80	40	5.0	200	1.00	0.1	11.2	WM
BZX84C17W	17	16.15	17.85	40	5.0	200	1.00	0.1	12.2	17C
BZX84C18W	18	17.10	18.90	45	5.0	225	1.00	0.1	12.6	WN
BZX84C20W	20	19.00	21.00	55	5.0	225	1.00	0.1	14.0	WO
BZX84C22W	22	20.90	23.10	55	5.0	250	1.00	0.1	15.4	WP
BZX84C24W	24	22.80	25.20	70	5.0	250	1.00	0.1	16.8	WR
BZX84C27W	27	25.65	28.35	80	5.0	300	1.00	0.1	18.9	WS
BZX84C28W	28	26.60	29.40	80	5.0	300	1.00	0.1	20.50	28C
BZX84C30W	30	28.50	31.50	80	5.0	300	1.00	0.1	21.00	WT
BZX84C33W	33	31.35	34.65	80	5.0	325	1.00	0.1	23.10	WU
BZX84C36W	36	34.20	37.80	90	5.0	350	1.00	0.1	25.20	WW
BZX84C39W	39	37.05	40.95	130	5.0	350	1.00	0.1	27.30	WX
BZX84C43W	43	40.85	45.15	150	5.0	375	1.00	0.1	30.10	WY
BZX84C47W	47	44.65	49.35	170	5.0	375	1.00	0.1	32.90	WZ
BZX84C51W	51	48.45	53.55	100	5.0	400	1.00	0.1	38.00	XA
BZX84C56W	56	53.20	58.80	135	2.5	1000	1.00	0.1	42.00	X2
BZX84C62W	62	58.90	65.10	150	2.5	1000	1.00	0.1	46.00	X3
BZX84C68W	68	64.60	71.40	200	2.5	1000	1.00	0.1	51.00	X4
BZX84C75W	75	71.25	78.75	250	2.5	1000	1.00	0.1	56.00	X5



BZX84C2V4W SERIES

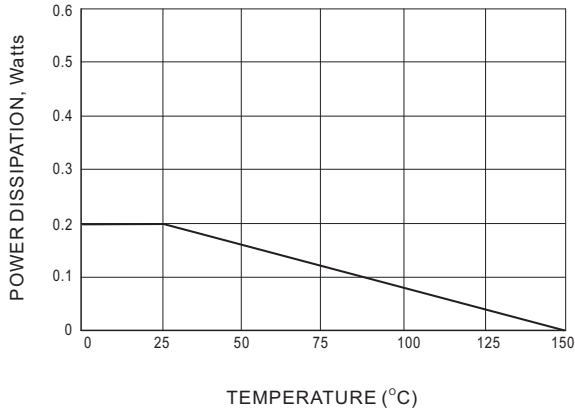


Fig.1 STEADY STATE POWER DERATING

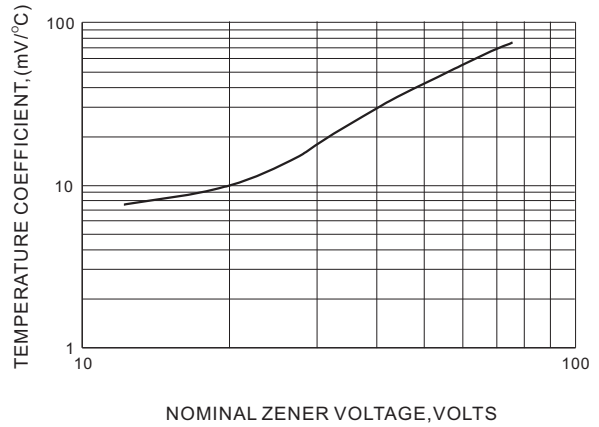


Fig.2 TEMPERATURE COEFFICIENTS

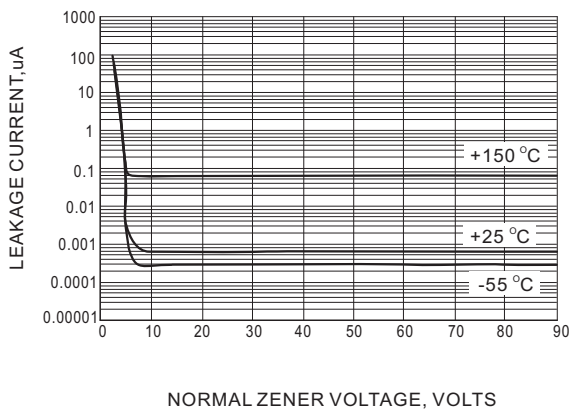


Fig.3 TYPICAL LEAKAGE CURRENT

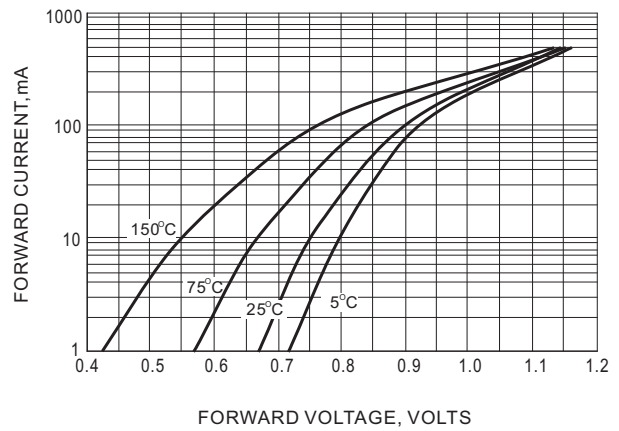
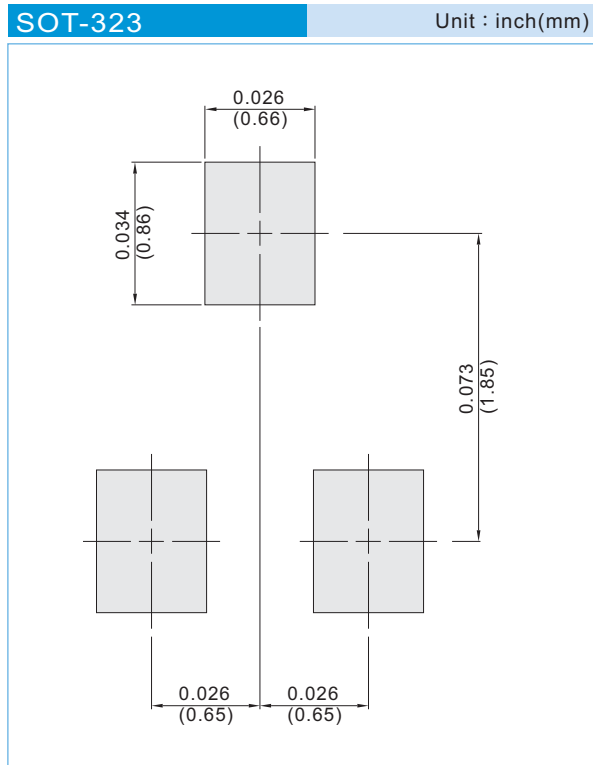


Fig.4 TYPICAL FORWARD VOLTAGE



BZX84C2V4W SERIES

MOUNTING PAD LAYOUT



ORDER INFORMATION

- Packing information
 - T/R - 12K per 13" plastic Reel
 - T/R - 3K per 7" plastic Reel

LEGAL STATEMENT

Copyright PanJit International, Inc 2011

The information presented in this document is believed to be accurate and reliable. The specifications and information herein are subject to change without notice. Pan Jit makes no warranty, representation or guarantee regarding the suitability of its products for any particular purpose. Pan Jit products are not authorized for use in life support devices or systems. Pan Jit does not convey any license under its patent rights or rights of others.