

Base Station Antennas



ANTENNA SPECIFICATIONS

ANTENNA TYPE: UMWD-06516-XD

Description: 1710-2170 MHz, dual polarized, 65 degree azimuth beamwidth, 16 dBd gain panel antenna with variable electrical downtilt

Electrical Specifications

Frequency Band, MHz	1710-1880	1850-1990	1900-2170
Gain, dBd (dBi)	15.3 (17.5)	15.6 (17.8)	15.8 (18.0)
Azimuth Beamwidth, degrees	65	65	65
Elevation Beamwidth, degrees	7.0	6.5	6.0
Front-to-Back Ratio, dB	>25	>25	>25
Return Loss, dB (VSWR)	>14.0 (<1.5)	>14.0 (<1.5)	>14.0 (<1.5)
Impedance, ohms	50	50	50
Port to Port Isolation, dB	30	30	30
Intermodulation, dBc		<-150	
Polarization Type		Dual, Slant 45	
Electrical Downtilt, degrees		Continuously Variable, 0 to 7	
Maximum Input Power, watts		200	
Lightning Protection		DC Ground	
Connector Type		7-16 DIN Female	
Connector Position		Bottom	
Number of Connectors		2	

Mechanical Specifications

Antenna Dimensions - L x W x D, mm (in)	1385 (54.5) x 173 (6.8) x 89 (3.5)
Antenna Weight, kg (lb)	6.0 (13.2)
Radome Color	Gray
Radome Material	UV Protected Radome

Environmental Specifications

Survival Wind Speed, km/h (mph)	201 (125)
Wind Load - frontal, N (lbf)*	448 (101)
Wind Load - lateral, N (lbf)*	110 (25)
Wind Load - rear, N (lbf)*	448 (101)
Temperature Range, degrees C	-40 to +65
Humidity, %	Up to 100
* Based on 100 mph (161 km/h)	

Shipping Specifications

Shipping Dimensions - L x W x D, mm (in)	1600 (63) x 300 (11.8) x 254 (10)
Shipping Weight, kg (lb)	11.5 (25.2)

Mounting Hardware Specifications

Mounting Bracket Part Number	600691A-2
Mount Description	Adjustable downtilt, 0 - 12 degrees
Mount Weight, kg (lb)	1.0 (2.2)
To include mounting bracket with antenna, order part number:	UMWD-06516-XDM
Shipping Dimensions - mount with antenna - L x W x D, mm (in)	1676 (66) x 300 (11.8) x 254 (10)
Shipping Weight - mount with antenna, kg (lb)	12.6 (27.7)

Customer Support Center:

From North America: 1-800-255-1479

International: +1-708-873-2307

www.andrew.com

This Specification Sheet is for reference only and is subject to change without notice.

Copyright ©2001 Andrew Corporation, Printed in the U.S.A.

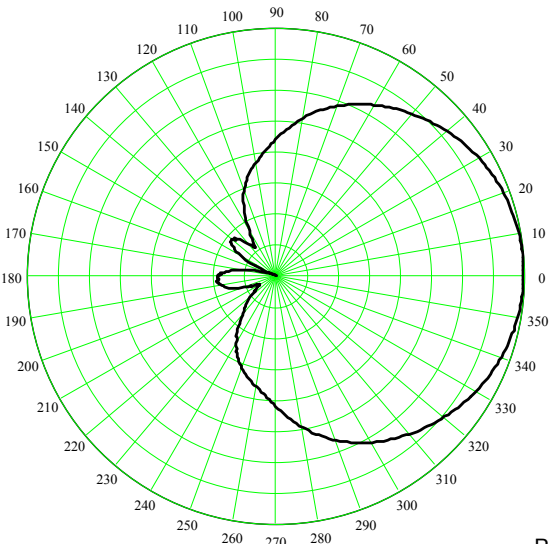
Bulletin # 94203 - Rev. 2/6/2002

Base Station Antennas

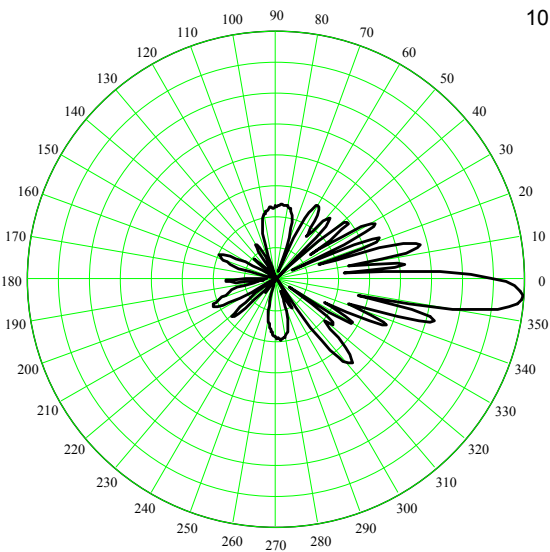
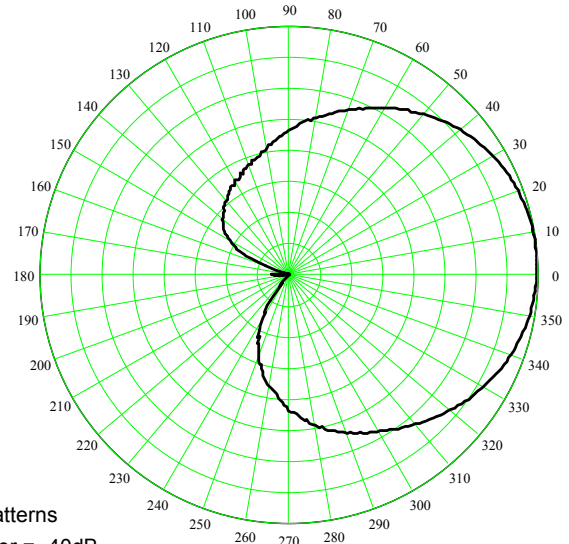


ANTENNA SPECIFICATIONS

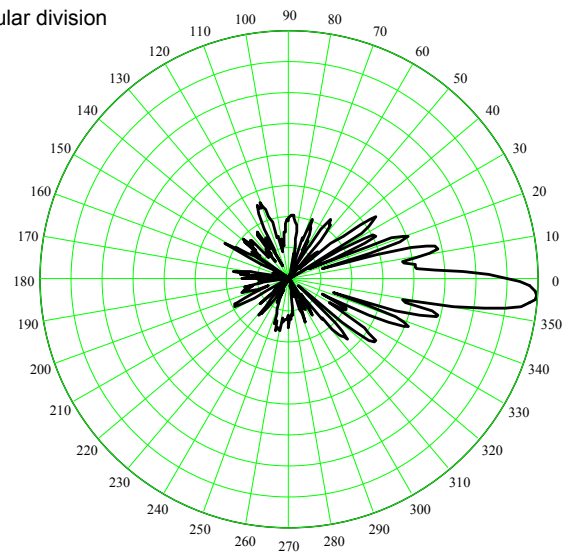
ANTENNA TYPE: UMWD-06516-XD



Azimuth Patterns
Polar Plot Center = -40dB
5 dB / radial division
10 degree / angular division



Elevation Patterns
Polar Plot Center = -40dB
5 dB / radial division
10 degree / angular division



Pattern File 6405041a
Measured at 1785 MHz
Measured at a downtilt of 4 degrees

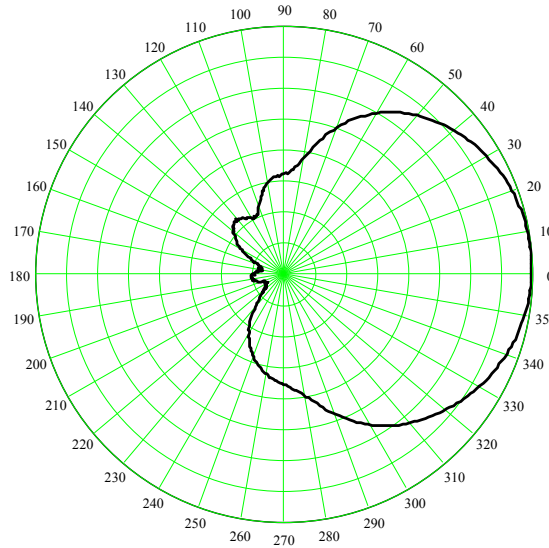
Pattern File 6405042a
Measured at 1920 MHz
Measured at a downtilt of 4 degree

Base Station Antennas

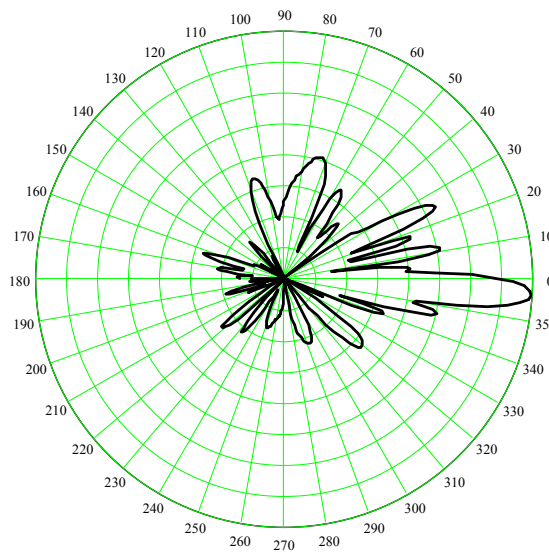


ANTENNA SPECIFICATIONS

ANTENNA TYPE: UMWD-06516-XD



Azimuth Pattern
Polar Plot Center = -40dB
5 dB / radial division
10 degree / angular division



Elevation Pattern
Polar Plot Center = -40dB
5 dB / radial division
10 degree / angular division

Pattern File 6405043a
Measured at 2110 MHz
Measured at a downtilt of 4 degree

Customer Support Center:

From North America: 1-800-255-1479

International: +1-708-873-2307

www.andrew.com

This Specification Sheet is for reference only and is subject to change without notice.

Copyright ©2001 Andrew Corporation, Printed in the U.S.A.

Bulletin # 94203 - Rev. 2/6/2002