



BAT54W SERIES

SURFACE MOUNT SCHOTTKY BARRIER

VOLTAGE 30 Volts **CURRENT** 0.2 Amperes

SOT-323

Unit : inch(mm)

FEATURES

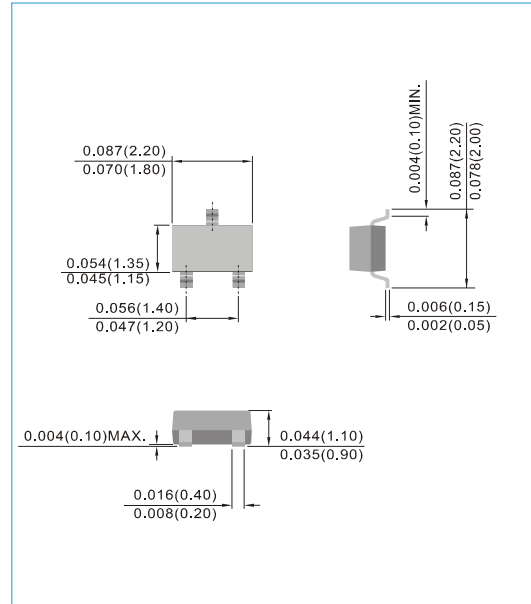
- Low turn-on voltage
- Fast switching
- PN Junction Guard Ring for Transient and ESD Protection.
- Lead free in comply with EU RoHS 2002/95/EC directives.
- Green molding compound as per IEC61249 Std. . (Halogen Free)

MECHANICAL DATA

Case: SOT-323, Plastic

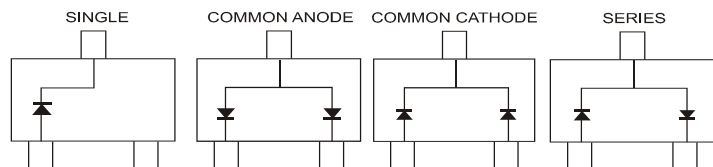
Terminals:Solderable per MIL-STD-750,Method2026

Approx. Weight: 0.0002 ounces, 0.005 grams



MAXIMUM RATINGS AND ELECTRICAL CHARACTERISTICS (Ta=25°C unless otherwise noted)

PARAMETER	SYMBOL	BAT54W	BAT54AW	BAT54CW	BAT54SW	UNITS
Marking Code	-	L4	L42	L43	L44	-
Peak Repetitive Reverse Voltage	V _{RRM}	30				V
Maximum Average Forward Current at Ta=75°C	I _{F(AV)}	0.2				A
Peak Forward Surge Current, 1.0s (JEDEC method)	I _{FSM}	0.6				A
Maximum Instantaneous Forward Voltage I _F =1mA I _F =100mA	V _F	0.32 1.00				V
Power Dissipation	P _D	200				mW
Maximum DC Reverse Current at Rated DC Blocking Voltage@VR=25V	I _R	2.0				uA
Junction Capacitance :at VR=1V	C _J	10				pF
Thermal Resistance, Junction to Ambient	R _{QJA}	635				°C/ W
Operating Junction and Storage Temperature Range	T _J , T _{STG}	-55 TO +125				°C
Circuit Figure		Single	Common Anode	Common Cathode	Series	





BAT54W SERIES

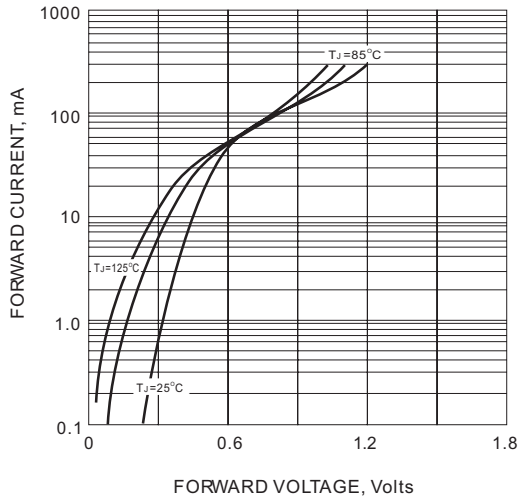


FIG. 1-TYPICAL FORWARD CHARACTERISTIC

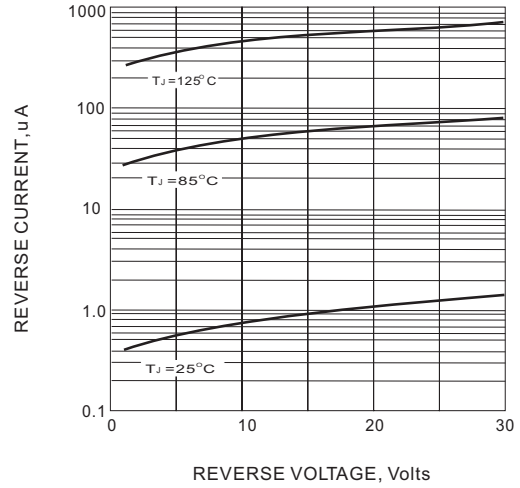


FIG. 2-TYPICAL REVERSE CHARACTERISTICS

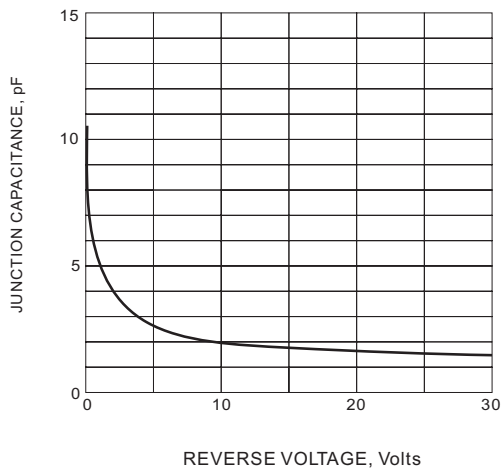


FIG. 3 TYPICAL JUNCTION CAPACITANCE

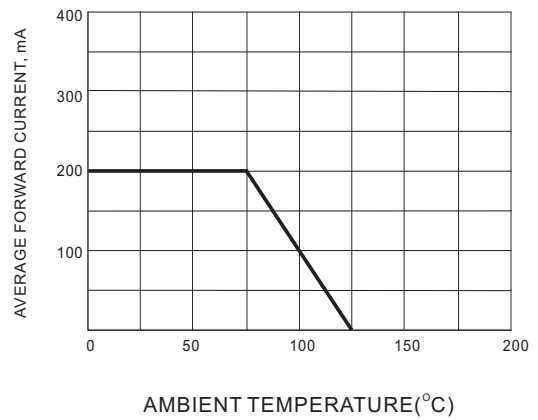
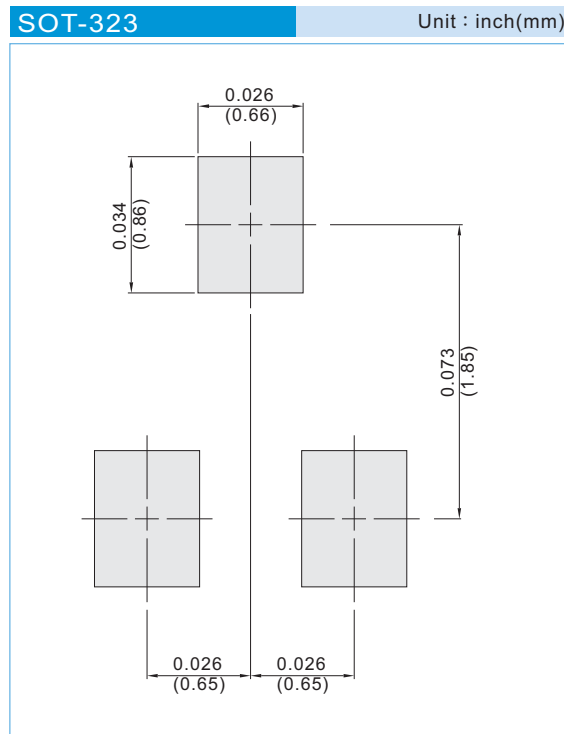


FIG. 4 FORWARD CURRENT DERATING



BAT54W SERIES

MOUNTING PAD LAYOUT



ORDER INFORMATION

- Packing information
 - T/R - 12K per 13" plastic Reel
 - T/R - 3K per 7" plastic Reel

LEGAL STATEMENT

Copyright PanJit International, Inc 2012

The information presented in this document is believed to be accurate and reliable. The specifications and information herein are subject to change without notice. Pan Jit makes no warranty, representation or guarantee regarding the suitability of its products for any particular purpose. Pan Jit products are not authorized for use in life support devices or systems. Pan Jit does not convey any license under its patent rights or rights of others.



BAT54W SERIES

For example :

RB500V-40_R2_00001



Packing Code XX				Version Code XXXXX		
Packing type	1 st Code	Packing size code	2 nd Code	HF or RoHS	1 st Code	2 nd ~5 th Code
T/B	A	N/A	0	HF	0	serial number
T/R	R	7"	1	RoHS	1	serial number
B/P	B	13"	2			
T/P	T	26mm	X			
TRR	S	52mm	Y			
TRL	L	PBCU	U			
FORMING	F	PBCD	D			

Part No_packing code_Version

BAT54W_R1_00001

BAT54W_R2_00001