

ALUMINUM ELECTROLYTIC CAPACITORS

nichicon


LD series

Miniature sized, Long Life Assurance



Expanded

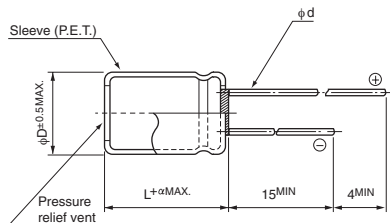
- Long Life product withstanding load life of 10000 to 20000 hours at +105°C.
- Suited for the power supply for LED lighting.
- Compliant to the RoHS directive (2011/65/EU).



Specifications

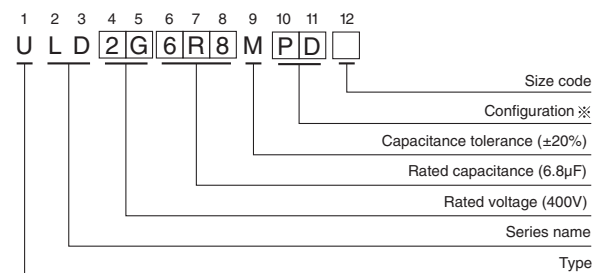
Item	Performance Characteristics	
Category Temperature Range	-25 to +105°C(10 to 100V, 450V), -40 to +105°C(160 to 400V)	
Rated Voltage Range	10 to 450V	
Rated Capacitance Range	1 to 330µF	
Capacitance Tolerance	±20% at 120Hz, 20°C	
Leakage Current	Rated Voltage(V)	10 to 100
	—	After 2 minute's application of rated voltage at 20°C, leakage current is not more than 0.01CV or 3(µA), whichever is greater.
Tangent of loss angle (tan δ)	Measurement frequency : 120Hz at 20°C	
	Rated voltage (V)	10 16 25 35 50 63 100 160 to 450
Stability at Low Temperature	Measurement frequency : 120Hz	
	Rated voltage (V)	10 16 25-35 50 to 100 160 to 250 400 450
Endurance	10 to 100	
	160 to 450	
Shelf Life	After storing the capacitors under no load at 105°C for 1000 hours and then performing voltage treatment based on JIS C 5101-4 clause 4.1 at 20°C, they shall meet the specified values for the endurance characteristics listed above.	
	Printed with white color letter on dark brown sleeve.	

Radial Lead Type



	(mm)						
φD	5	6.3	8	10	12.5	16	18
P	2.0	2.5	3.5	5.0	5.0	7.5	7.5
φd	0.5	0.5	0.6	0.6	0.6	0.8	0.8
α	1.5	1.5	2.0	2.0	2.0	2.0	2.0

Type numbering system (Example : 400V 6.8µF)



※ Configuration	
φ D	Pb-free leadwire Pb-free PET sleeve
5	DD
6.3	ED
8・10	PD
12.5 to 18	HD

- Please refer to page 20 about the end seal configuration.
- Please refer to page 20, 21, 22 about the formed or taped product spec.
- Please refer to page 4 for the minimum order quantity.

LD series

■ Dimensions

Cap	V Code	10		16		25		35		50		63		100	
		1A		1C		1E		1V		1H		1J		2A	
1	010									5×11	25			Case size φD × L (mm) ※	
2.2	2R2									5×11	35				
3.3	3R3									5×11	70				
4.7	4R7									5×11	80			5×11	70
6.8	6R8									5×11	80			5×11	70
10	100									5×11	90	5×11	80	6.3×11	150
22	220									5×11	135	6.3×11	170	8×11.5	230
33	330					5×11	130	5×11	130	6.3×11	190	6.3×11	170		
47	470			5×11	130	5×11	130	6.3×11	210	6.3×11	190	8×11.5	240		
100	101	5×11	130	6.3×11	210	6.3×11	210	8×11.5	330	8×11.5	270				
150	151			6.3×11	210	8×11.5	330								
220	221	6.3×11	210	8×11.5	330										
270	271			8×11.5	330										
330	331	8×11.5	330												

※ : Rated ripple (mArms) at 105°C 100kHz

• Frequency coefficient of rated ripple current

Cap.(μF)	Frequency	120Hz	1kHz	10kHz	100kHz
1 to 10μF		0.42	0.60	0.80	1.00
22 to 33μF		0.55	0.75	0.90	1.00
47 to 330μF		0.70	0.85	0.95	1.00

Cap	V Code	160		200		250		400		450	
		2C		2D		2E		2G		2W	
1	010							6.3 × 11	24	Case size φD × L (mm) ※	
1.2	1R2							8 × 9	28		
1.5	1R5							6.3 × 11	29		
1.8	1R8					6.3 × 11	33	▲ 8 × 9	30		
2.2	2R2			6.3 × 11	36	6.3 × 11	36	8 × 9	33		
2.7	2R7							▲ 8 × 9	33		
3.3	3R3			6.3 × 11	42	6.3 × 11	42	8 × 11.5	40		
3.9	3R9							▲ 8 × 9	33		
4.7	4R7							8 × 11.5	43		
5.6	5R6			6.3 × 11	49	6.3 × 11	50	8 × 11.5	47		
6.8	6R8	6.3 × 11	52	▲ 8 × 9	56	8 × 9	53	▲ 10 × 9	48		
8.2	8R2	6.3 × 11	55	8 × 9	62	8 × 11.5	68	10 × 12.5	57		
10	100	8 × 9	70	8 × 9	66	8 × 11.5	80	10 × 12.5	61	10 × 16	58
12	120			8 × 11.5	80	10 × 9	76	10 × 12.5	62	10 × 16	62
15	150	8 × 11.5	92	10 × 9	88	10 × 12.5	97	10 × 12.5	64	10 × 20	88
18	180	▲ 10 × 9	95	10 × 9	88	10 × 12.5	97	10 × 12.5	64	10 × 20	92
22	220	10 × 12.5	121	10 × 12.5	113	10 × 16	129	10 × 12.5	61	12.5 × 20	140
27	270			10 × 16	149			10 × 12.5	61	12.5 × 25	240
33	330	10 × 16	158					10 × 12.5	61	▲ 16 × 20	292
47	470							10 × 12.5	61	16 × 20	305
68	680							10 × 12.5	61	16 × 25	392
								10 × 12.5	61	▲ 18 × 20	312
								10 × 12.5	61	18 × 25	480
								10 × 12.5	61	18 × 31.5	520

※ : Rated ripple current (mArms) at 105°C 120Hz

▲ : In this case, [6] will be put at 12th digit of type numbering system.

• Frequency coefficient of rated ripple current

Cap.(μF)	Frequency	120Hz	1kHz	10kHz	100kHz or more
1 to 5.6μF		1.00	1.60	1.80	2.00
6.8 to 18μF		1.00	1.50	1.70	1.90
22 to 68μF		1.00	1.40	1.60	1.80