

Schottky Barrier Diode

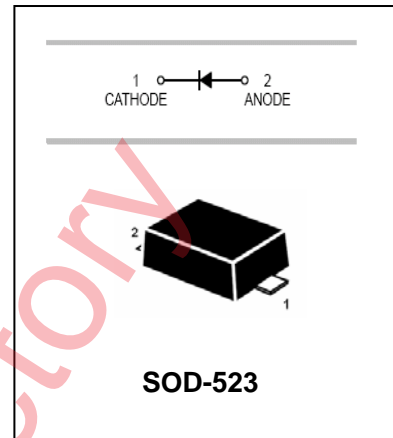
RB520S-30

FEATURES

- Low $I_R=0.1\mu A$.
- High reliability.
- Small surface mounting.



Lead-free



SOD-523

APPLICATIONS

- Low current rectification.

ORDERING INFORMATION

Type No.	Marking	Package Code
RB520S-30	B	SOD-523

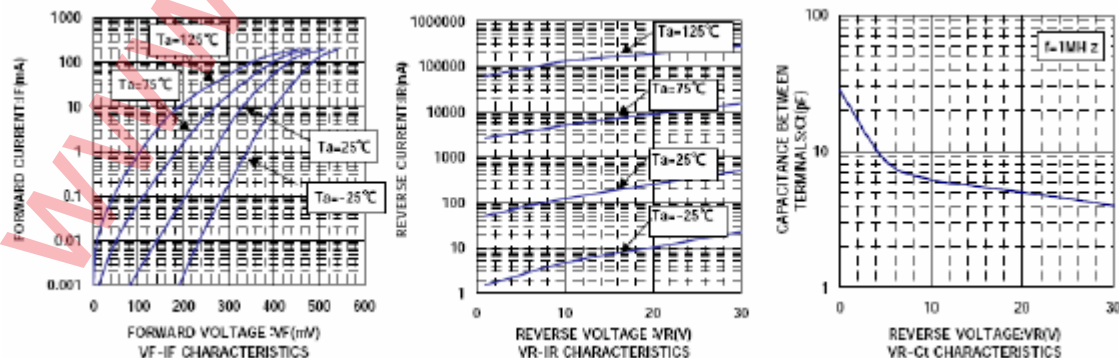
MAXIMUM RATING @ $T_a=25^\circ C$ unless otherwise specified

Parameter	Symbol	Limits	Unit
DC reverse voltage	V_R	40	V
Mean rectifying current	I_O	200	mA
Peak forward surge current	I_{FSM}	1	A
Junction temperature	T_j	125	$^\circ C$
Storage temperature	T_{stg}	-40-125	$^\circ C$

ELECTRICAL CHARACTERISTICS @ $T_a=25^\circ C$ unless otherwise specified

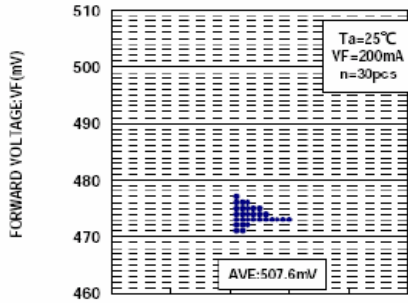
Parameter	Symbol	Min.	Typ.	Max.	Unit	Conditions
Forward voltage	V_F			0.39	V	$I_F=10mA$
				0.55	V	$I_F=100mA$
Reverse current	I_R			1	μA	$V_R=10V$

TYPICAL CHARACTERISTICS @ $T_a=25^\circ C$ unless otherwise specified

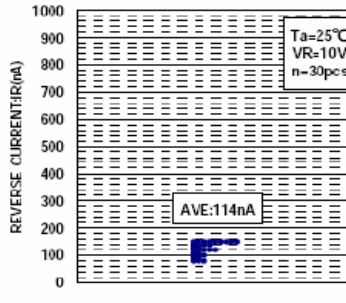


Schottky Barrier Diode

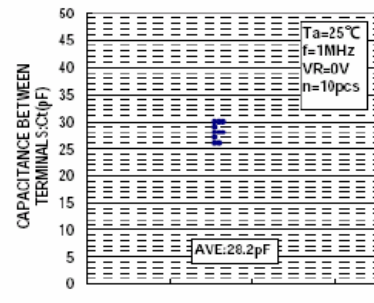
RB520S-30



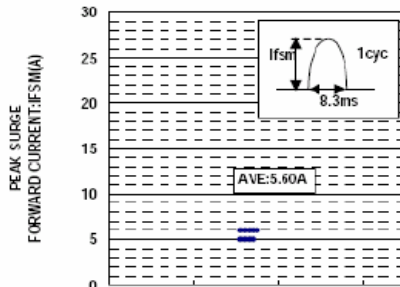
VF DISPERSION MAP



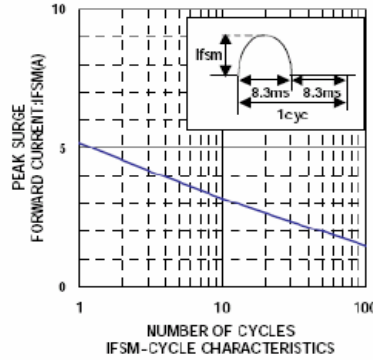
IR DISPERSION MAP



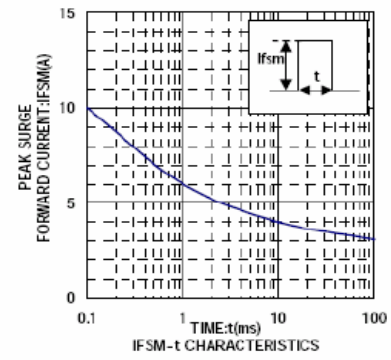
Ct DISPERSION MAP



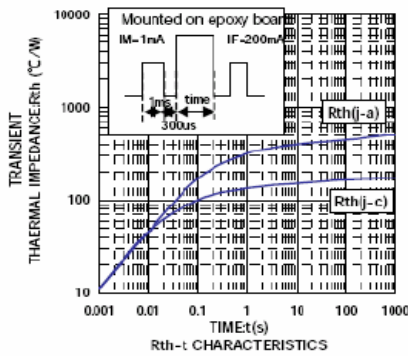
IFSM DISPERSION MAP



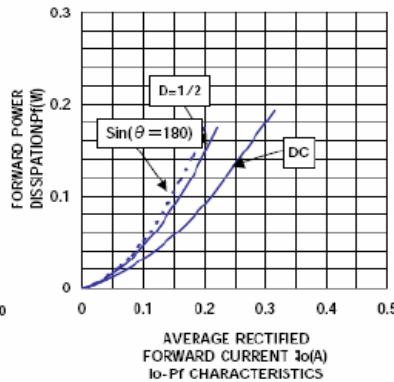
IFSM-CYCLE CHARACTERISTICS



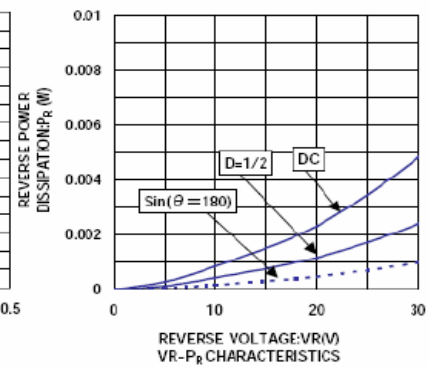
IFSM-t CHARACTERISTICS



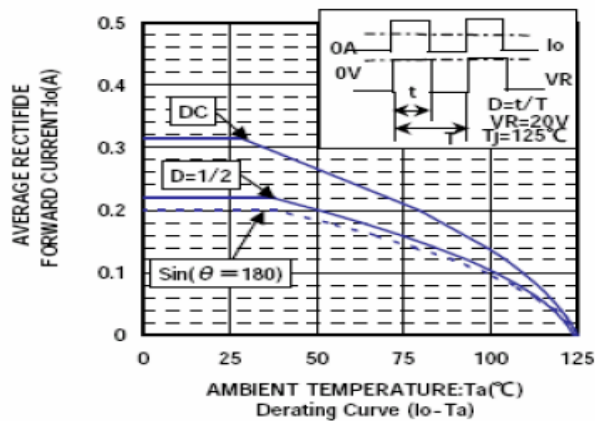
Rth-t CHARACTERISTICS



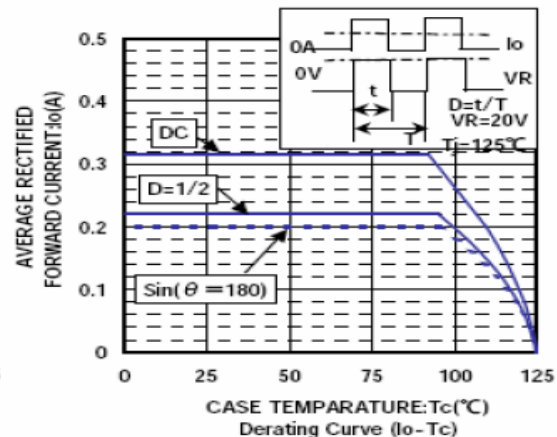
AVERAGE RECTIFIED FORWARD CURRENT I_o (A)
 I_o - P_f CHARACTERISTICS



REVERSE VOLTAGE- V_{RM}
 V_R - P_R CHARACTERISTICS



AMBIENT TEMPERATURE: T_a (°C)
Derating Curve (I_o - T_a)



CASE TEMPERATURE: T_c (°C)
Derating Curve (I_o - T_c)

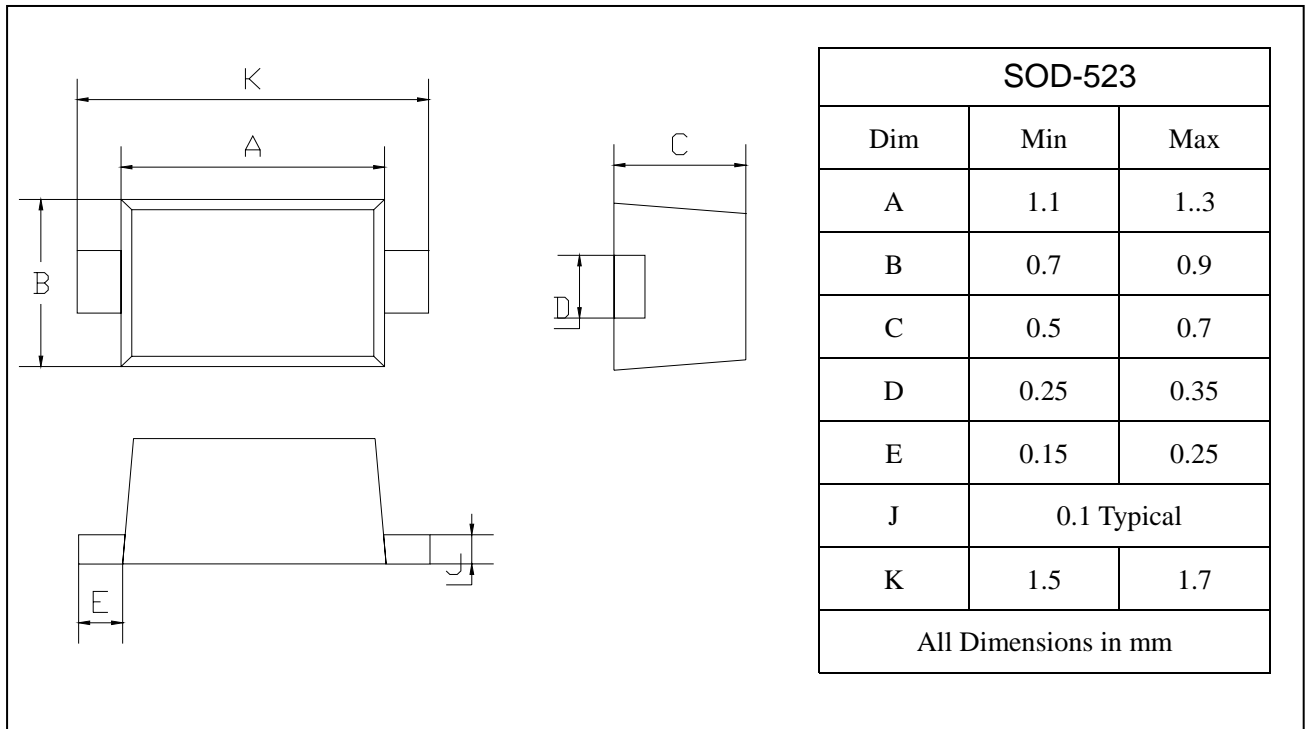
Schottky Barrier Diode

RB520S-30

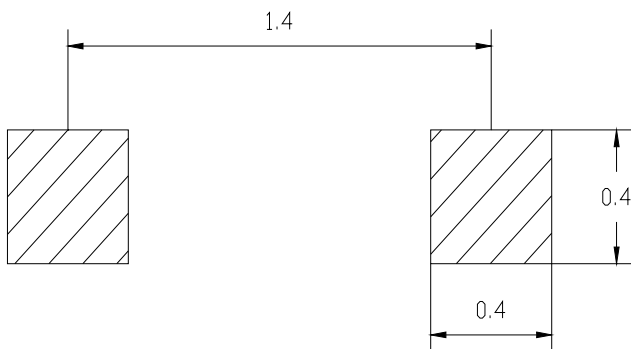
PACKAGE OUTLINE

Plastic surface mounted package

SOD-523



SOLDERING FOOTPRINT



Unit: mm

PACKAGE INFORMATION

Device	Package	Shipping
RB520S-30	SOD-523	3000/Tape&Reel