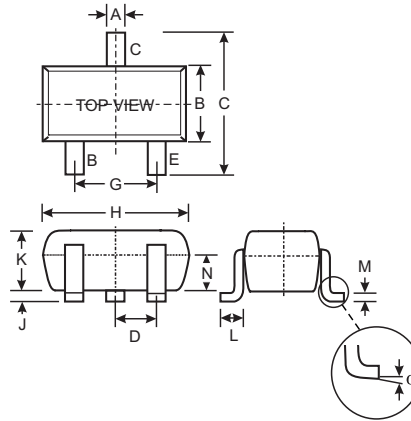


### Features

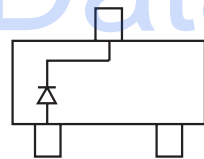
- Ultra-Small Surface Mount Package
- Fast Switching Speed
- For General Purpose Switching Applications
- High Conductance
- Available in Lead Free/RoHS Compliant Version (Note 2)

### Mechanical Data

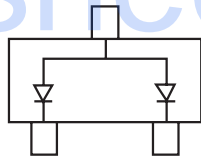
- Case: SOT-523, Molded Plastic
- Case material - UL Flammability Rating 94V-0
- Moisture sensitivity: Level 1 per J-STD-020C
- Terminals: Solderable per MIL-STD-202, Method 208
- Also Available in Lead Free Plating (Matte Tin Finish). Please see Ordering Information, Note 4, on Page 2
- Polarity: See Diagrams Below
- Marking: See Diagrams Below & Page 3
- Weight: 0.002 grams (approx.)
- Ordering Information, see Page 2



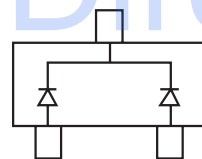
SOT-523			
Dim	Min	Max	Typ
A	0.15	0.30	0.22
B	0.75	0.85	0.80
C	1.45	1.75	1.60
D	—	—	0.50
G	0.90	1.10	1.00
H	1.50	1.70	1.60
J	0.00	0.10	0.05
K	0.60	0.80	0.75
L	0.10	0.30	0.22
M	0.10	0.20	0.12
N	0.45	0.65	0.50
$\alpha$	0°	8°	—
All Dimensions in mm			



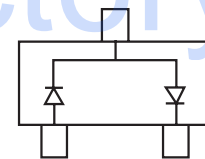
BAS16T Marking: A2



BAW56T Marking: JD



BAV70T Marking: JJ



BAV99T Marking: JE

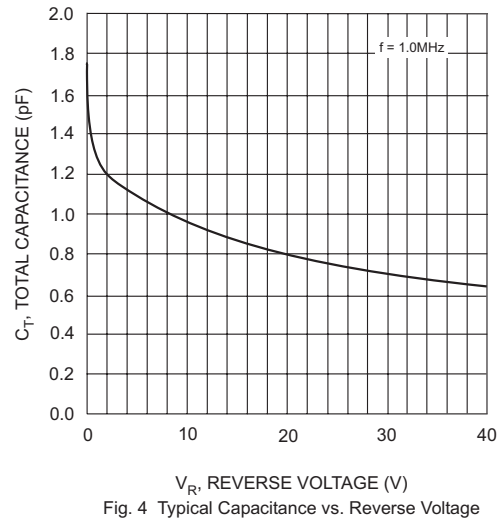
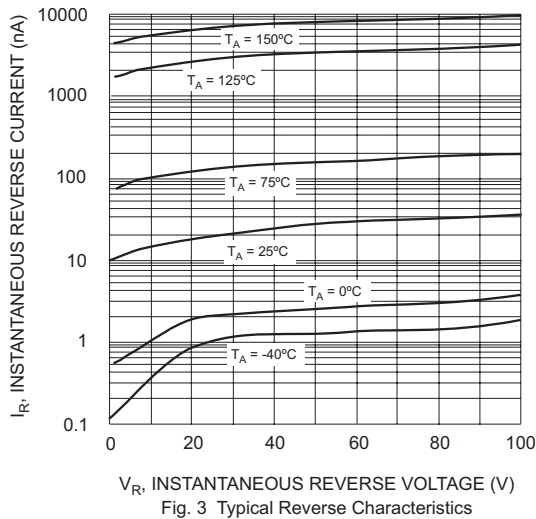
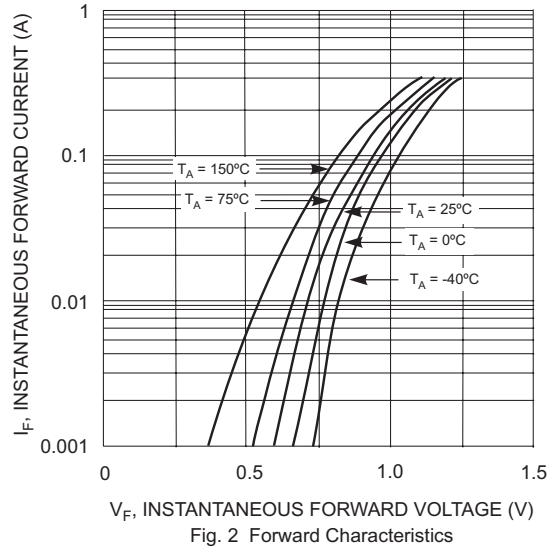
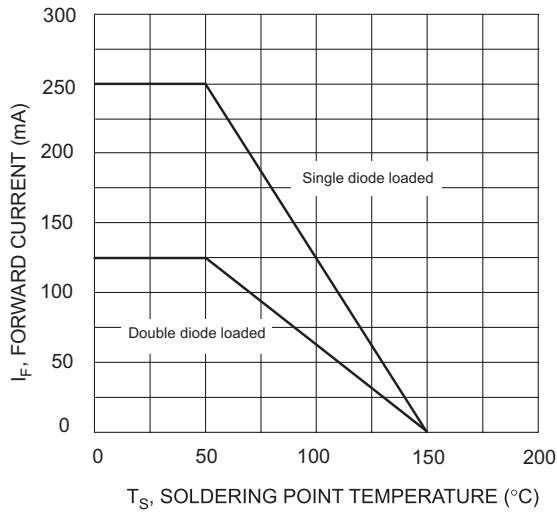
### Maximum Ratings @ T<sub>A</sub> = 25°C unless otherwise specified

Characteristic	Symbol	Value	Unit
Peak Repetitive Reverse Voltage Working Peak Reverse Voltage DC Blocking Voltage	$V_{RRM}$ $V_{RWM}$ $V_R$	85	V
RMS Reverse Voltage	$V_{R(RMS)}$	60	V
Forward Continuous Current (Note 2)	$I_{FM}$	155 75	mA
Repetitive Peak Forward Current	$I_{FRM}$	500	mA
Non-Repetitive Peak Forward Surge Current	$I_{FSM}$	4.0 1.0 0.5	A
	@ t = 1.0µs @ t = 1.0ms @ t = 1.0s		
Power Dissipation (Note 2)	$P_d$	150	mW
Thermal Resistance Junction to Ambient (Note 2)	$R_{\theta JA}$	833	°C/W
Operating and Storage Temperature Range	$T_j, T_{STG}$	-65 to +150	°C

## Electrical Characteristics @ $T_A = 25^\circ\text{C}$ unless otherwise specified

Characteristic	Symbol	Min	Max	Unit	Test Condition
Reverse Breakdown Voltage (Note 1)	$V_{(BR)R}$	85	—	V	$I_R = 100\mu\text{A}$
Forward Voltage (Note 1)	$V_F$	—	0.715 0.855 1.0 1.25	V	$I_F = 1.0\text{mA}$ $I_F = 10\text{mA}$ $I_F = 50\text{mA}$ $I_F = 150\text{mA}$
Leakage Current (Note 1)	$I_R$	—	2.0 100 60 30	$\mu\text{A}$ $\mu\text{A}$ $\mu\text{A}$ nA	$V_R = 75\text{V}$ $V_R = 75\text{V}, T_j = 150^\circ\text{C}$ $V_R = 25\text{V}, T_j = 150^\circ\text{C}$ $V_R = 25\text{V}$
Typical Total Capacitance	$C_T$	—	1.5	pF	$V_R = 0, f = 1.0\text{MHz}$
Reverse Recovery Time	$t_{rr}$	—	4.0	ns	$I_F = I_R = 10\text{mA}$ , $t_{rr} = 0.1 \times I_R, R_L = 100\Omega$

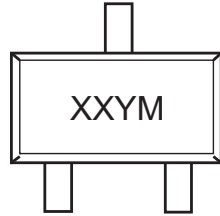
- Notes:
- Short duration test pulse to minimize self-heating effect.
  - Device mounted on FR-4 PC board with recommended pad layout, which can be found on our website at <http://www.diodes.com/datasheets/ap02001.pdf>.



## Ordering Information (Note 3)

Device	Packaging	Shipping
BAS16T-7	SOT-523	3000/Tape & Reel
BAW56T-7	SOT-523	3000/Tape & Reel
BAV70T-7	SOT-523	3000/Tape & Reel
BAV99T-7	SOT-523	3000/Tape & Reel

- Notes:
- For Packaging Details, go to our website at <http://www.diodes.com/datasheets/ap02007.pdf>.
  - For Lead Free/RoHS Compliant version part number, please add "-F" suffix to part number above.  
Example: BAW56T-7-F.

**Marking Information**

XX = Product Type Marking Code (See Page 1, e.g. A2 = BAS16T)  
YM = Date Code Marking  
Y = Year (ex: N = 2002)  
M = Month (ex: 9 = September)

## Date Code Key

Year	2002	2003	2004	2005	2006	2007	2008	2009
Code	N	P	R	S	T	U	V	W

Month	Jan	Feb	March	Apr	May	Jun	Jul	Aug	Sep	Oct	Nov	Dec
Code	1	2	3	4	5	6	7	8	9	O	N	D