

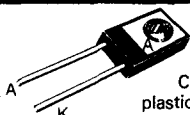
fast recovery rectifier diodes < 100 A

diodes de redressement rapide < 100 A




Types	I _O (A)	V _{RRM} (V)	I _{FSM} 10 ms (A)	V _F / I _F max (V) (A)	I _R /V _{RRM} max (mA)	t _{rr} (1) max (ns)	Case
-------	-----------------------	-------------------------	----------------------------------	---	---	------------------------------------	------

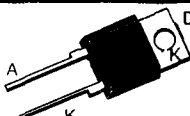
6 A / T_{case} = 85°C T_j = 130°C

ESM 255-50 R ESM 255-100 R ESM 255-200 R ESM 255-300 R ESM 255-400 R	6	50 100 200 300 400	80	1,4 6	0,5 T _j = 125°C	150	 CB-150 plastic/plastique
--	---	--------------------------------	----	-------	-------------------------------	-----	--


6 A / T_{case} = 100°C T_j = 150°C I²t = 110 A²s

1N 3879, (R) Δ1N 3880, (R) Δ1N 3881, (R) Δ1N 3882, (R) Δ1N 3883, (R) GR 606, (R) GR 806, (R)	6	50 100 200 300 400 600 800	150	1,4 6	1 T _j = 100°C	200 200 200 200 200 350 350	 DO 4 metal (CB-33) 10 - 32 UNF**
--	---	--	-----	-------	-----------------------------	---	--

10 A / T_{case} = 100°C T_j = 150°C I²t = 72 A²s

RTF 10 RTF 20 RTF 40 RTF 60 RTF 80	10	100 200 400 600 800	120 T _j = 100°C	1,35 10	1 T _j = 100°C	300	 DO 220 AB* plastic plastique (CB-227)
--	----	---------------------------------	-------------------------------	---------	-----------------------------	-----	--

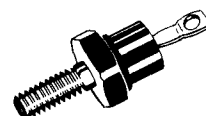
10 A / T_{case} = 100°C T_j = 150°C I²t = 72 A²s

ESM 765-10 ESM 765-20 ESM 765-40 ESM 765-60 ESM 765-80	10	100 200 400 600 800	120 T _j = 100°C	1,35 10	1 T _j = 100°C	300	 DO 220 AB* plastic plastique (CB-227)
--	----	---------------------------------	-------------------------------	---------	-----------------------------	-----	---

12 A / T_{case} = 100°C T_j = 150°C I²t = 110 A²s

BYX 61- 50, (R) BYX 61-100, (R) BYX 61-200, (R) BYX 61-300, (R) BYX 61-400, (R)	12	50 100 200 300 400	150	1,5 12	3 T _j = 100°C	100	
---	----	--------------------------------	-----	--------	-----------------------------	-----	--

12 A / T_{case} = 100°C T_j = 150°C I²t = 110 A²s

1N 3889, (R) 1N 3890, (R) 1N 3891, (R) 1N 3892, (R) 1N 3893, (R) BYX 62-600, (R) GR 612, (R) GR 812, (R)	12	50 100 200 300 400 600 600 800	150	1,4 12	3 T _j = 100°C	200 200 200 200 200 200 350 350	 DO 4 metal (CB-33) 10 - 32 UNF**
---	----	---	-----	--------	-----------------------------	--	--

12 A / T_{case} = 110°C T_j = 150°C I²t = 110 A²s SOFT

BYT 61/BYT 61B- 600, (R) BYT 61/BYT 61B- 800, (R) BYT 61/BYT 61B- 900, (R) BYT 61/BYT 61B-1000, (R)	12	600 800 900 1000	150	BYT 61 1,6 12 BYT 61B 1,4 12	3 T _j = 100°C	200	
--	----	---------------------------	-----	---------------------------------------	-----------------------------	-----	--

12 A / T_{case} = 100°C T_j = 150°C I²t = 100 A²s

BYX 66- 500, (R) BYX 66- 600, (R) BYX 66- 700, (R) BYX 66- 800, (R) BYX 66- 900, (R) BYX 66-1000, (R)	12	500 600 700 800 900 1000	150	1,5 12	3 T _j = 100°C	500	
--	----	---	-----	--------	-----------------------------	-----	--

Δ: Devices under CCO/CCT.

Dispositifs soumis au CCO/CCT.

N: New product.

Nouveau produit.

N° de type : cathode au boîtier.

N° de type + suffixe R : anode au boîtier.

* Please consult us for other connexion configuration

Nous consulter pour autre configuration des connexions.

(1): t_{rr} test conditions

Conditions de mesure du t_{rr}

Type number : cathode to case.

Type number + suffix R : anode to case.

** M5 thread available on request → Type number + suffix M

Filetage M5 sur demande → N° de type + suffixe M

I_F = 1 A V_R = 30 V di_F/dt = - 15 A/μs - I_{rr} = 0,2 I_{RM}