



ITR Product Matrix

For Horizontal-Deflection Circuits




GTO Product Matrix




RCA ITR's *		F		TO-220AB
				VERSAWATT
	Commutating (Retrace)	Trace	Commutating (Retrace)	
$I_T(RMS)$	8A	8A	8A	
$I_{TSM}(60\text{ Hz})$	100A	100A	100A	
$V_{DROM}(V)$	300			
	400			
	450		S3902DF	
	500		S3900E	
	550			
	600			S3901M
	650	S3903MF	S3900MF	S3901MF
	700		S3900S	S3901S
	750		S3900SF	
$I_{GT}(mA)$	45	30	45	
$V_{GT}(V)$	4	4	4	
File No.	938	938	938	

RCA GTO's		P		
				
		TO-3		
$I_T(DC)$		8.5A	8.5A	8.5A
$I_{TSM}(60\text{ Hz})$		50A	50A	50A
$V_{DRXM}(V)$	100	G5001A	G5002A	G5003A
	200	G5001B	G5002B	G5003B
	400	G5001D	G5002D	G5003D
	600	G5001M	G5002M	G5003M
Turn-on Time	t_d	1 μ s	1.5 μ s	1.5 μ s
	t_r	1 μ s	1.5 μ s	1.5 μ s
Turn-off Time	t_s	1 μ s	3 μ s	10 μ s
	t_f	1 μ s	3 μ s	10 μ s
File No.		867	867	867

* Integrated Thyristor/Rectifier

Rectifier Product Matrix

RCA Rectifiers	R	S				T				
										
	Modified TO-1 (2-lead)	DO-1				DO-26				
I_O	0.25A	0.75A	0.75A	1A	1A	0.75A	0.75A Insulated	1A	1A Insulated	
I_{FSM}	30A	15A	15A	35A	35A	35A	35A	50A	50A	
$V_{RRM}(V)$	50		1N536		1N2858A					
	100	D1300A	1N440B	1N537	1N2859A					
	200	D1300B	1N441B	1N538	1N2860A	1N3193	1N3253	1N5211	1N5215	
	300		1N442B	1N539	1N2861A					
	400	D1300D	1N443B	1N540	1N1763A	1N2862A	1N3194	1N3254	1N5212	1N5216
	500		1N444B	1N1095	1N1764A	1N2863A				
	600		1N445B	1N547		1N2864A	1N3195	1N3255	1N5213	1N5217
	800						1N3196	1N3256	1N5214	1N5218
	1000							1N3563		
File No.	784	5	3	89	91	41	41	245	245	

RCA Rectifiers	V	W	X				
							
	DO-15	DO-4	DO-5				
I_O	1A	1.5A	6A	12A	20A	40A	
I_{FSM}	30A	50A	160A	240A	350A	800A	
$V_{RRM}(V)$	50	D1201F	1N5391	1N1341B	1N1199A	1N248C	1N1183A
	100	D1201A	1N5392	1N1342B	1N1200A	1N249C	1N1184A
	200	D1201B	1N5393	1N1344B	1N1202A	1N250C	1N1186A
	300		1N5394	1N1345B	1N1203A	1N1195A	1N1187A
	400	D1201D	1N5395	1N1346B	1N1204A	1N1196A	1N1188A
	500		1N5396	1N1347B	1N1205A	1N1197A	1N1189A
	600	D1201M	1N5397	1N1348B	1N1206A	1N1198A	1N1190A
	800	D1201N	1N5398				
	1000	D1201P	1N5399				
File No.	495	478	58	20	6	38	

Application Information (continued)

RECTIFIERS

Current I_O -A	Voltage Range - V	Package	Series	Typical Applications
---------------------	----------------------	---------	--------	----------------------

STANDARD—Lead-Type Hermetic and Plastic Packages

0.5	100-600	"Mod. TO-1" (21d)	D1300	General Purpose
1	50-600	DO-1	1N1764A 1N2864A	
1-1.5	50-1000	DO-15	1N5399 D1201	
0.75-1	200-800	DO-26	1N5214	
0.75-1	200-800	DO-26 (Insul. Case)	1N5218	

STANDARD—Stud Package

6	50-600	DO-4	1N1348B	General Purpose
12	50-600	DO-4	1N1206A	
20	50-600	DO-5	1N1198A	
40	50-600	DO-5	1N1190A	

FAST-RECOVERY TYPE—Lead-Type Hermetic and Plastic Packages

Current I_O -A	Voltage Range - V	Package	Series	Typical Applications
0.5	600	DO-26	D2600	TV Deflection, Inverters, and High-Frequency Power Supplies
1	700	DO-1	D2101	
1	50-800	DO-15	D2201	
1	50-800	DO-26	D2601	
2	700-750	DO-1	D2103	

FAST-RECOVERY TYPE—Stud Package

6	50-600	DO-4	1N3883 D2406	Inverters and High-Frequency Power Supplies
12	50-600	DO-4	1N3893 D2412	
20	50-600	DO-5	1N3903 D2520	
30	50-400	DO-5	1N3913	
40	50-600	DO-5	D2540	

DIACS—Lead-Type Plastic Package

Peak Current $I_T(RMS)$ -pk	Voltage Range - V (V_{BO})	Package	Series	Typical Applications
190 mA	25-40	DO-15	D3202	For Triggering Triacs

RECTIFIERS (continued)

RCA TYPE	Av. I_o A	Forward Current		Package (See p. 28)	Voltage V_{RRM} V	Temp. Range Operating $^{\circ}C$	Voltage Drop	
		Surge I_{FSM} A	Temp.- T_C $^{\circ}C$				v_F V	I_o A

STANDARD RECTIFIERS with Stud-Type Packages ‡ (continued)

D15 types (continued)

1N248C	20	350	150	X	50	-65 to 175	0.6■	20
1N249C	20	350	150	X	100	-65 to 175	0.6■	20
1N250C	20	350	150	X	200	-65 to 175	0.6■	20
1N1195A	20	350	150	X	300	-65 to 175	0.6■	20
1N1196A	20	350	150	X	400	-65 to 175	0.6■	20
1N1197A	20	350	150	X	500	-65 to 175	0.6■	20
1N1198A	20	350	150	X	600	-65 to 175	0.6■	20

1N1183A	40	800	150	X	50	-65 to 200	0.65■	40
1N1184A	40	800	150	X	100	-65 to 200	0.65■	40
1N1186A	40	800	150	X	200	-65 to 200	0.65■	40
1N1187A	40	800	150	X	300	-65 to 200	0.65■	40
1N1188A	40	800	150	X	400	-65 to 200	0.65■	40
1N1189A	40	800	150	X	500	-65 to 200	0.65■	40
1N1190A	40	800	150	X	600	-65 to 200	0.65■	40

‡ Reverse-polarity versions available

■ At full cycle average

RCA TYPE	Forward Current				Package (See p. 28)	Voltage V_{RRM} V	Temp. Range Operating $^{\circ}C$	Voltage Drop		Rev. Recovery Time		
	RMS $I_F(RMS)$ A	Av. I_o A	Surge I_{FSM} A	Temp.- T_A $^{\circ}C$				v_F V	i_F A	t_{rr} μs	I_{FM} A	T_C $^{\circ}C$

FAST-RECOVERY RECTIFIERS with Lead-Type Packages

D21 types

D2103SF	3	—	70	150●●	S	750	-30 to 150	1.4	4	0.5	3.14	25
D2103S	3	—	70	150●●	S	700	-30 to 150	1.4	4	0.5	3.14	25
D2101S	1	—	30	45	S	700	-30 to 80	1.5	4	0.7	3.14	25

●● Junction Temperature

D22 types

D2201F	1.5	1	50●	100■	V	50	-40 to 150	1.9	4	0.5	3.14	25
D2201A	1.5	1	50●	100■	V	100	-40 to 150	1.9	4	0.5	3.14	25
D2201B	1.5	1	50●	100■	V	200	-40 to 150	1.9	4	0.5	3.14	25
D2201D	1.5	1	50●	100■	V	400	-40 to 150	1.9	4	0.5	3.14	25
D2201M	1.5	1	50●	100■	V	600	-40 to 150	1.9	4	0.5	3.14	25
D2201N	1.5	1	50●	100■	V	800	-40 to 150	1.9	4	0.5	3.14	25

● At Junction Temperature (T_J) = 150 $^{\circ}C$

■ Lead Temperature

D26 types

D2601F	1.5	1	35♣	100■	T	50	-40 to 150	1.9	4	0.5	20	25
D2601A	1.5	1	35♣	100■	T	100	-40 to 150	1.9	4	0.5	20	25

D2601B	1.5	1	35♣	100■	T	200	-40 to 150	1.9	4	0.5	20	25
D2601D	1.5	1	35♣	100■	T	400	-40 to 150	1.9	4	0.5	20	25
D2601M	1.5	1	35♣	100■	T	600	-40 to 150	1.9	4	0.5	20	25
D2601N	1.5	1	35♣	100■	T	800	-40 to 150	1.9	4	0.5	20	25

♣ At Junction Temperature (T_J) = 165 $^{\circ}C$

■ Lead Temperature

● Junction Temperature