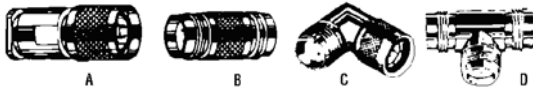




Note: These connectors meet or exceed MIL spec, but are for commercial use only.

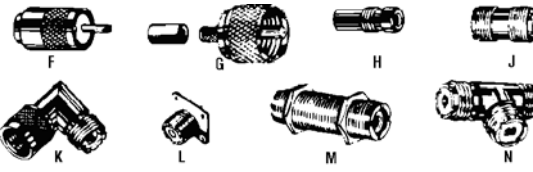
Twin-Ax Series Connectors



Gold pins on male connectors and gold contact points on female connectors.

Stock No.	Mfr.'s Type	Fig.	Description	EACH		
				1-24	25-99	100-499
510-9080	27-9080	A	Male Connector for PVC Cable	4.83	4.21	3.76
510-9087	27-9087	A	Male Connector for Teflon Cable	4.41	3.86	3.44
510-9081	27-9081	B	Female Inline Splice	4.18	3.66	3.26
510-9084	27-9084	C	Female to Male Rt. Angle Adapter	6.43	5.72	5.10
510-9085	27-9085	D	"T" Adapter — All Female	9.02	8.05	7.17

UHF Series Connectors



Stock No.	Mfr.'s Type	Fig.	MIL Type	Description	EACH		
					1-24	25-99	100-499
510-7300	25-7300	F	PL-259	For RG/U 8, 11, 213, 214	1.59	1.36	1.16
510-7305	25-7305	F	Deluxe PL-259	Hi-Temp Insulation for RG/U 8, 11, 213, 214	1.97	1.71	1.44
510-7306	25-7306	G	—	Crimp-On for RG/U 8	1.24	1.07	.95
510-7307	25-7307	G	—	Crimp-On for RG/U 58	1.24	1.06	.90
510-7308	25-7308	G	—	Crimp-On for RG/U 59	1.22	1.04	.89
510-7310	25-7310	H	UG-175	Reducer for RG58 with PL-259	.40	.34	.29
510-7320	25-7320	H	UG-176	Reducer for RG59 with PL-259	.34	.28	.24
510-7330	25-7330	J	PL-258	Female-Female Inline Splice	1.43	1.24	1.05
510-7340	25-7340	K	M-359	Right Angle Female to Male	3.60	3.15	2.81
510-7350	25-7350	L	SO-239	Female Chassis Mount	1.00	.87	.73
510-7351	25-7351	M	UG-363/U	Double Female Feed-Thru	3.23	2.82	2.51
510-7354	25-7354	N	—	"T" Adapter 3 Female	3.30	2.89	2.57

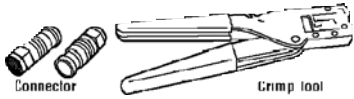
UHF Series Adapters

Stock No.	Mfr.'s Type	Description	EACH		
			1-24	25-99	100-499
510-8200	27-8200	UHF Female to F Male	1.50	1.28	1.14
510-8210	27-8210	UHF Female to RCA Male	1.16	.99	.89
510-4140	29-4140	UHF Female to Mini UHF Male	2.58	2.25	2.01
510-3845	29-3845	UHF Male to SMA Female	4.90	4.29	3.82
510-7550	25-7550	UHF Male to F Female	1.71	1.47	1.32
510-4145	29-4145	UHF Male to Mini UHF Female	2.84	2.49	2.22

RCA-Series, F-Series and N Series Adapters

Stock No.	Mfr.'s Type	MIL Type	Description	EACH		
				1-24	25-99	100-499
510-7530	25-7530	—	RCA Male to F Female	1.12	.96	.81
510-7560	25-7560	—	RCA Female to 3.5 mm Male	1.19	1.02	.87
510-7570	25-7570	—	RCA Female to F Female	1.31	1.12	.95
510-7580	25-7580	—	RCA Female to F Male	1.07	.92	.78
510-7600	25-7600	—	Rt. Angle F Female to F Male	.85	.73	.62
510-8014	26-8014	UG-83/U	N Female to UHF Male	2.80	2.45	2.18
510-8018	26-8018	UG-606/U	N Female to BNC Female	3.06	2.68	2.39
510-8017	26-8017	UG-349/U	N Female to BNC Male	7.37	6.44	5.73
510-8015	26-8015	UG-146/U	N Male to UHF Female	3.59	3.14	2.79
510-8016	26-8016	UG-201/U	N Male to BNC Female	3.48	3.04	2.71
510-3840	29-3840	—	N Male to SMA Female	4.63	4.05	3.61
510-8020	26-8020	—	N Male to F Female	3.29	2.87	2.56

Compression Type Weatherproof "F" (CATV) Connectors



Stock No.	Mfr.'s Type	Description	EACH		
			1-24	25-99	100-499
510-8026	25-7037	For RG-59 Cable	.91	.77	.63
510-8028	25-7038	For RG-6 Cable	.91	.78	.64

Compression Crimp Tool for "F" (CATV) Connectors  
510-8030. 24-7713P. RG-59 and RG-6 Single, TRI/QUAD Shields.....EACH 67.03

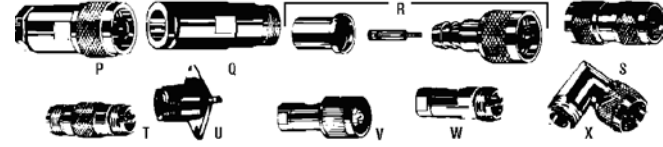
Coaxial Wall Plates



For Coaxial Connectors

Stock No.	Mfr.'s Type	Description	EACH		
			1-24	25-99	100-499
510-3210	27-9088	Single 3/4" Hole	1.81	1.56	1.38
510-3212	27-8481	Single 5/8" Hole	1.56	1.34	1.19
510-3215	27-8478	Single 1/2" Hole	1.60	1.37	1.22
510-3217	27-8483	Single 3/8" Hole	1.64	1.41	1.25
510-3200	27-9089	Dual 3/4" Hole	1.90	1.62	1.44
510-3205	27-8479	Dual 1/2" Hole	1.78	1.53	1.36
510-3207	27-8484	Dual 3/8" Hole	1.64	1.41	1.25
510-3208	27-8485	Blank Plate	1.58	1.36	1.22

N Series (Ethernet) Connectors



Stock No.	Mfr.'s Type	Fig.	MIL Type	Description	EACH		
					1-24	25-99	100-499
510-8000	26-8000	P	UG-218/U	Male for RG/U 8, 11, 213, 214	3.73	3.26	2.90
510-8002	26-8002	Q	UG-238/U	Female for RG/U 8, 11, 213, 214	4.13	3.61	3.22
510-8005	26-8005	R	—	Male Crimp for RG/U 8, 11, 213	2.56	2.23	1.98
510-8009	26-8009	S	UG-578/U	Inline Splice — Plug to Plug	5.39	4.72	4.21
510-8010	26-8010	T	UG-298/U	Inline Splice — Jack to Jack	3.34	2.91	2.59
510-8011	26-8011	U	UG-588/U	Female Chassis Mount	1.62	1.42	1.27
510-8023	26-8023	V	—	Male N Terminator — 50 Ohms	5.38	4.71	4.19
510-8024	26-8024	W	—	Female N Terminator — 50 Ohms	4.54	3.96	3.53
510-8012	26-8012	X	UG-27/U	Right Angle Female to Male	5.05	4.42	3.94

Mini UHF Connectors

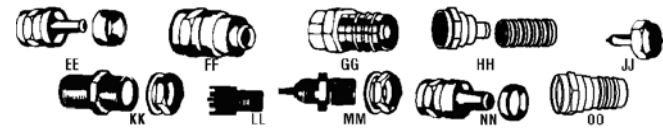


Stock No.	Mfr.'s Type	Fig.	Description	EACH		
				1-24	25-99	100-499
510-4010	29-4010	AA	Male — 3 Piece Crimp On for RG58/U	1.28	1.11	.94
510-4030	29-4030	BB	Female — 3 Piece Crimp On for RG58/U	1.63	1.39	1.24
510-4110	29-4110	CC	Double Female Adapter	2.44	2.13	1.90
510-4130	29-4130	DD	Right Angle Adapter Female to Male	3.08	2.70	2.40

SMA Connectors

510-3102. 29-3100. Crimp Male for RG/U 58A, 141, 1-24.....EACH 3.23  
25-99.....EACH 2.82 100-499.....EACH 2.51  
510-3103. 29-3103. Crimp Male for RG/U 174, 188, 316, 1-24.....EACH 1.95  
25-99.....EACH 1.71 100-499.....EACH 1.53

"F" Series Connectors



Stock No.	Mfr.'s Type	Fig.	Description	EACH			
				1-24	25-99	100-499	500-999
510-7010	25-7010 (F-59)	EE	For RG-59 Separate 1/4" Ring (incl.)	.29	.21	.17	.14
510-7050	25-7050 (F-59A)	FF	For RG-59 Attached 1/8" Ring	.29	.20	.17	.14
510-7030	25-7030 (F-59 ALM)	GG	For RG-59 Up to 70% Braid	.24	.20	.16	.15
510-7035	25-7035	HH	For RG-59, 62 Teflon	.36	.31	.26	.24
510-7100	25-7100 (F-59T)	JJ	1/2 Watt 5% Terminator	.36	.30	.25	.24
510-7210	25-7210 (F-81NW)	KK	3/4 Incline Splice	.34	.29	.25	.22
510-7650	25-7650 (F-61PC)	LL	PC Board Adapter	.40	.34	.29	.26
510-7660	25-7660 (F-61AD)	MM	Chassis Mount with Nut/Washer	.43	.37	.31	.29
510-7150	25-7150 (F-56)	NN	For RG-6 Separate 1/4" Ring (incl.)	.25	.21	.17	.15
510-7160	25-7160 (F-56A)	FF	For RG-6 Attached 1/4" Ring (incl.)	.24	.21	.17	.15
510-7032	25-7032 (F-56 ALM)	GG	For RG-6 Up to 70% Braid	.30	.26	.21	.20
510-7170	25-7056	OO	For RG-6, .324 Diameter Chromate/Plated Interior Gasket for Water Proofing	.39	.32	.30	.25
510-7180	25-7066	—	Weatherproof Gel-Filled "F" Connector with "O" Ring for RG-6	.51	.43	.39	.32

Turn To Section 1 For Allied Office Addresses and Local Phone Numbers

ALLIED ▶ 361