

## LPS40-M Series

40 Watts Medical

### Data Sheet


Total Power: 40 - 55 Watts  
Input Voltage: 85 - 264 Vac  
120 - 300 Vdc  
# of Outputs: Single

### SPECIAL FEATURES

- Medical safety approvals
- Universal input
- 3" x 5" footprint
- Less than 1U high
- Remote sense on main output
- Low output ripple
- Adjustable 5V output
- Overvoltage protection
- Overload protection
- 110 KHz switching frequency
- RoHS compliant
- LPX40 enclosure kit available

### SAFETY

- VDE 0750/EN60601-1 (IEC601)
- UL UL2601 E182560
- CSA CSA 22.2 No.601.1 LR109492
- CE Mark (LVD)



### Electrical Specifications

Input	
Input range	85 - 264 Vac; 120 - 300 Vdc
Frequency	47 - 440 Hz
Inrush current	< 18A peak @ 115 Vac; <36A peak @ 230 Vac, cold start @ 25 °C
Input current	1A max. (RMS) @ 115 Vac
Efficiency	70% typical at full load
EMI filter	FCC Class B conducted; CISPR 22 Class A conducted; EN55022 Class A conducted; VDE 0878 PT3 Class A conducted
Safety ground leakage current	< 75 µA @ 50/60 Hz, 264 Vac input
Output	
Maximum power	40 W for convection; 55 W with 30CFM forced air
Adjustment range	-5, +10% minimum
Hold-up time	20 ms @ 40 W load, 115 Vac nominal line
Overload protection	Short circuit protection on all outputs Case overload protected @ 110 - 145% above peak rating
Overvoltage protection	5 V output; 5.7 to 6.7 Vdc. Other outputs 10% to 25% above nominal output
Remote sense	Compensates for 0.5 V lead drop minimum Will operate without remote sense connected Reverse connection protected

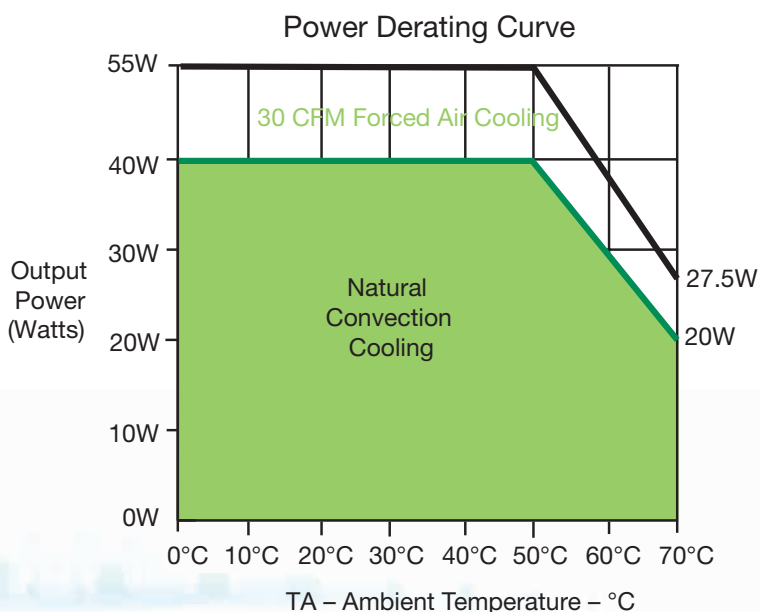
### Environmental Specifications

Operating temperature	0° to 50 °C ambient. Derate each output 2.5% per degree from 50° to 70 °C, -20 °C startup
Storage temperature	-40 °C to +85 °C
Temperature coefficient	± 0.4% per °C
Electromagnetic susceptibility	Designed to meet IEC 801, -2, -3, -4, -5, -6, Level 3
Humidity	Operating; non-condensing 5% to 95% RH
Vibration	Three orthogonal axes, sweep at 1 oct/min, 5 min. dwell at four major resonances 0.75G peak 5 Hz to 500 Hz, operational
MTBF demonstrated	> 550,000 hours at full load and 25 °C ambient conditions

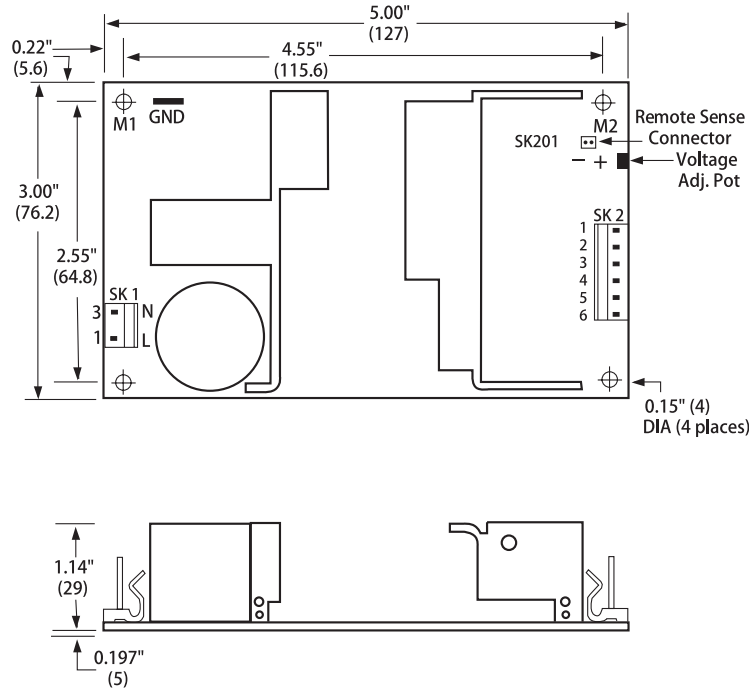
### Ordering Information

Model Number	Output Voltage	Minimum Load	Maximum Load with Convection Cooling	Maximum Load with 30CFM Forced Air	Peak Load <sup>1</sup>	Regulation <sup>2</sup>	Ripple P/P(PARD) <sup>3</sup>
LPS42-M	5 V	0A	8 A	11 A	12 A	± 2%	50mV
LPS43-M	12 V	0A	3.3 A	4.5 A	5 A	± 2%	120 mV
LPS44-M	15 V	0A	2.6 A	3.6 A	4 A	± 2%	150 mV
LPS45-M	24 V	0A	1.6 A	2.3 A	2.5 A	± 2%	240 mV

1. Peak current lasting < 30 seconds with a maximum 10% duty cycle.
2. At 25 °C including initial tolerance, line voltage, load currents and output voltages adjusted to factory settings.
3. Peak-to-peak with 20 MHz bandwidth and 10 µF in parallel with a 0.1 µF capacitor at rated line voltage and load ranges.
4. This product is a Component Power Supply and is only for inclusion by professional installers within other equipment and must not be operated as a standalone product. EMC compliance to appropriate standards must be verified at the system level. This product is for sale to OEMs and System Integrators, including through Distribution Channels. It is not intended for sale to End Users.



Mechanical Drawing



Pin Assignments

Connector	LPS42-M	LPS43-M	LPS44-M	LPS45-M
SK1-1	Line	Line	Line	Line
SK1-3	Neutral	Neutral	Neutral	Neutral
SK2-1	+5 V	+12 V	+15 V	+24 V
SK2-2	+5 V	+12 V	+15 V	+24 V
SK2-3	+5 V	+12 V	+15 V	+24 V
SK2-4	Common	Common	Common	Common
SK2-5	Common	Common	Common	Common
SK2-6	Common	Common	Common	Common
SK201-1	+Sense	+Sense	+Sense	+Sense
SK201-2	-Sense	-Sense	-Sense	-Sense

Mating Connectors

AC Input	Molex 09-50-8031 (USA) 09-93-0300 (UK) PINS: 08-52-0113
DC Outputs	Molex 09-50-8061 (USA) 09-93-0600 (UK) PINS: 08-52-0113
Remote Sense	Molex 22-01-2025 PINS: 08-52-0123
Artesyn Embedded Power Connector Kit #70-841-006, includes all of the above	

1. Specifications subject to change without notice.
2. All dimensions in inches (mm), tolerance is  $\pm 0.02$  ( $\pm 0.5$ mm)
3. Mounting holes M1 and M2 should be grounded for EMI purposes.
4. Mounting hole M1 is safety ground connection.
5. Specifications are for convection rating at factory settings at 115 Vac input, 25 °C unless otherwise stated.
6. Warranty: 2 years
7. Weight: 0.5lbs/0.23kg

WORLDWIDE OFFICES

Americas

2900 South Diablo Way  
Suite B100  
Tempe, AZ 85282, USA  
+1 888 412 7832

Europe (UK)

Ground Floor Offices, Barbary House  
4 Harbour Buildings, Waterfront West  
Brierley Hill, West Midlands  
DY5 1LN, UK  
+44 (0) 1384 842 211

Asia (HK)

14/F, Lu Plaza  
2 Wing Yip Street  
Kwun Tong, Kowloon  
Hong Kong  
+852 2176 3333

**ARTESYN**<sup>TM</sup>  
An Advanced Energy Company

www.artesyn.com

Artesyn Embedded Technologies, Artesyn Embedded Power, Artesyn, and all Artesyn related logos are trademarks and service marks of Artesyn Embedded Technologies, Inc. All other names and logos referred to are trade names, trademarks, or registered trademarks of their respective owners. Specifications are subject to change without notice. © 2019 Artesyn Embedded Technologies, Inc. All rights reserved. For full legal terms and conditions, please visit [www.artesyn.com/legal](http://www.artesyn.com/legal).

For more information: [www.artesyn.com](http://www.artesyn.com)  
For support: [productsupport.ep@artesyn.com](mailto:productsupport.ep@artesyn.com)