

## Silicon Fast Recovery Diode

$V_{RRM} = 50\text{ V} - 400\text{ V}$

$I_F = 12\text{ A}$

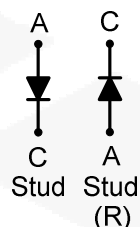
### Features

- High Surge Capability
- Types up to 400 V  $V_{RRM}$
- Not ESD Sensitive

### Note:

1. Standard polarity: Stud is cathode.
2. Reverse polarity (R): Stud is anode.
3. Stud is base.

DO-4 Package



### Maximum ratings, at $T_j = 25\text{ }^\circ\text{C}$ , unless otherwise specified ("R" devices have leads reversed)

| Parameter  | Symbol     | Conditions   | 1N3889 (R) | 1N3890 (R) | 1N3891 (R) | 1N3892 (R) | 1N3893 (R) | Unit             |
|--|------------|--|------------|------------|------------|------------|------------|------------------|
| Repetitive peak reverse voltage                      | $V_{RRM}$  |  | 50         | 100        | 200        | 300        | 400        | V                |
| RMS reverse voltage                                  | $V_{RMS}$  |  | 35         | 70         | 140        | 280        | 420        | V                |
| DC blocking voltage                                  | $V_{DC}$   |  | 50         | 100        | 200        | 400        | 600        | V                |
| Continuous forward current                           | $I_F$      | $T_C \leq 100\text{ }^\circ\text{C}$                     | 12         | 12         | 12         | 12         | 12         | A                |
| Surge non-repetitive forward current, Half Sine Wave | $I_{F,SM}$ | $T_C = 25\text{ }^\circ\text{C}$ , $t_p = 8.3\text{ ms}$ | 90         | 90         | 90         | 90         | 90         | A                |
| Operating temperature                                | $T_j$      |  | -55 to 150 | -55 to 150 | -55 to 150 | -55 to 150 | -55 to 150 | $^\circ\text{C}$ |
| Storage temperature                                  | $T_{stg}$  |  | -55 to 150 | -55 to 150 | -55 to 150 | -55 to 150 | -55 to 150 | $^\circ\text{C}$ |

### Electrical characteristics, at $T_j = 25\text{ }^\circ\text{C}$ , unless otherwise specified

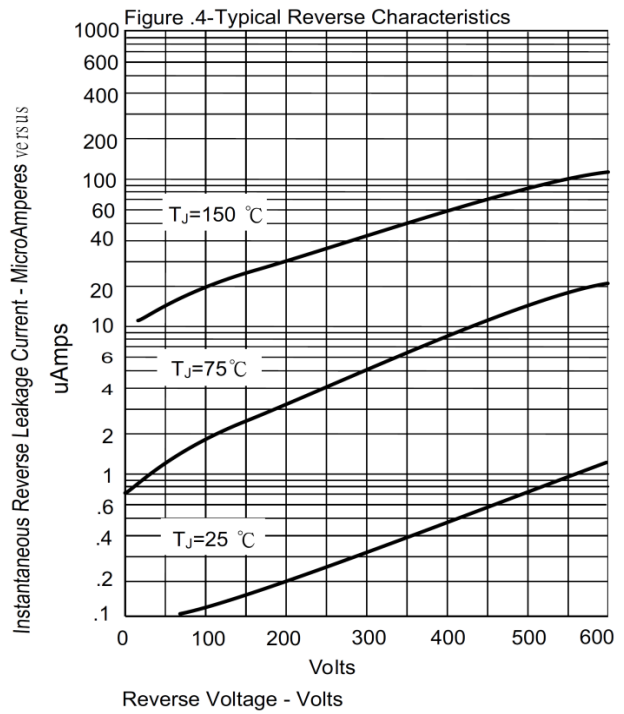
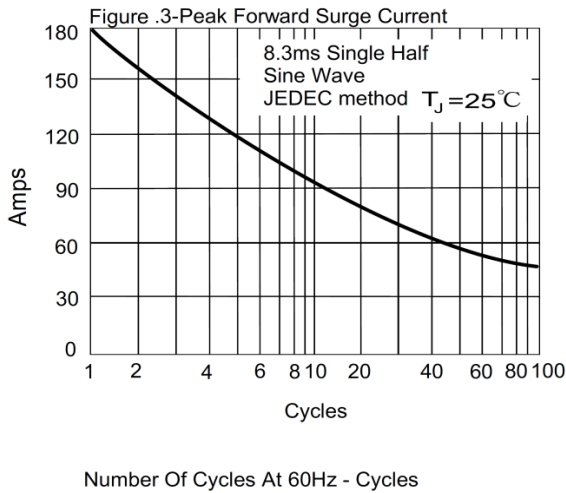
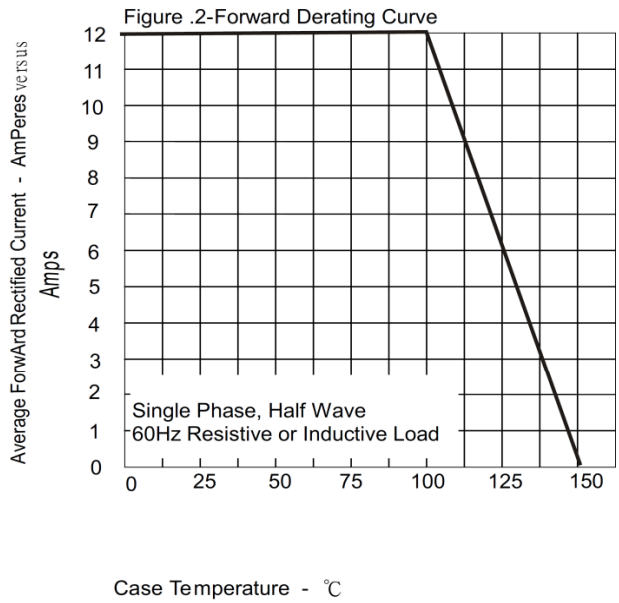
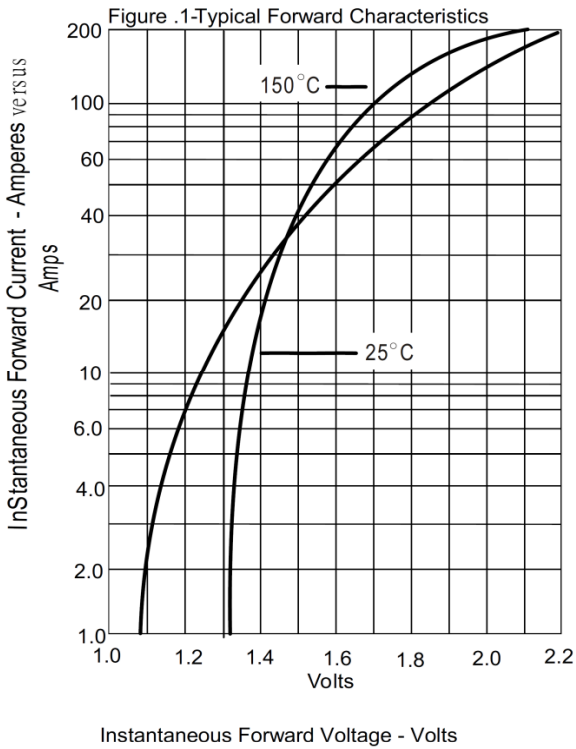
| Parameter             | Symbol | Conditions  | 1N3889 (R) | 1N3890 (R) | 1N3891 (R) | 1N3892 (R) | 1N3893 (R) | Unit          |
|-----------------------|--------|---|------------|------------|------------|------------|------------|---------------|
| Diode forward voltage | $V_F$  | $I_F = 12\text{ A}$ , $T_j = 25\text{ }^\circ\text{C}$  | 1.4        | 1.4        | 1.4        | 1.4        | 1.4        | V             |
| Reverse current       | $I_R$  | $V_R = 50\text{ V}$ , $T_j = 25\text{ }^\circ\text{C}$  | 25         | 25         | 25         | 25         | 25         | $\mu\text{A}$ |
|                       |        | $V_R = 50\text{ V}$ , $T_j = 150\text{ }^\circ\text{C}$ | 6          | 6          | 6          | 6          | 6          | mA            |

### Recovery Time

|                               |          |   |     |     |     |     |     |    |
|-------------------------------|----------|---|-----|-----|-----|-----|-----|----|
| Maximum reverse recovery time | $T_{RR}$ | $I_F = 0.5\text{ A}$ , $I_R = 1.0\text{ A}$ ,<br>$I_{RR} = 0.25\text{ A}$ | 200 | 200 | 200 | 200 | 200 | nS |
|-------------------------------|----------|---|-----|-----|-----|-----|-----|----|

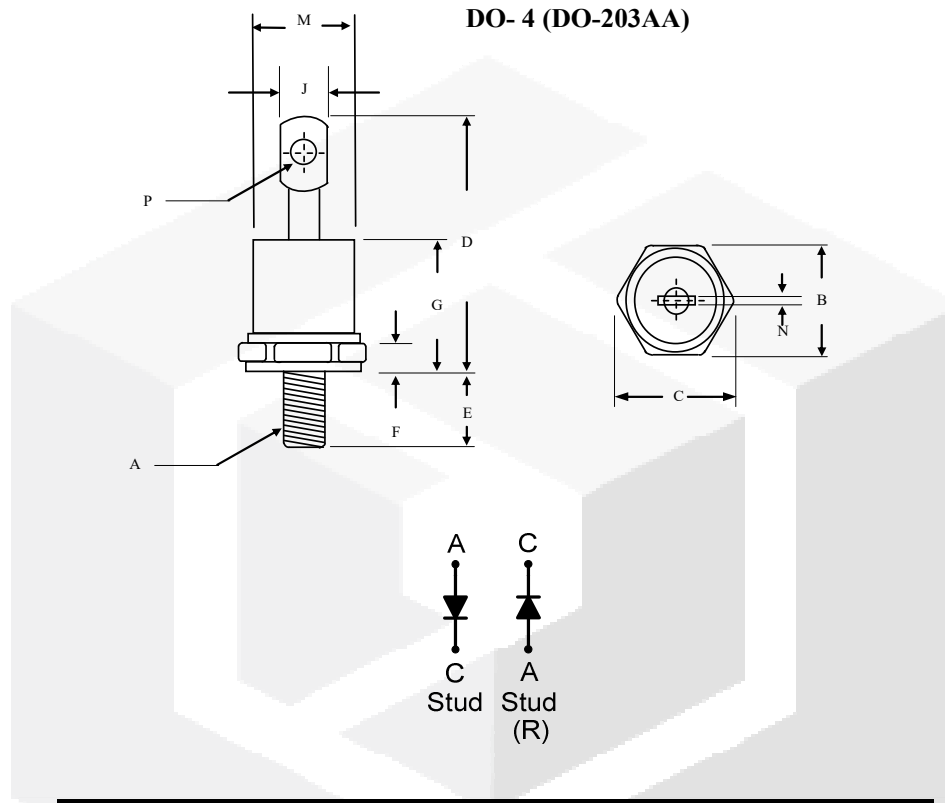
### Thermal characteristics

|                                     |            |  |     |     |     |     |     |                    |
|-------------------------------------|------------|--|-----|-----|-----|-----|-----|--------------------|
| Thermal resistance, junction - case | $R_{thJC}$ |  | 2.0 | 2.0 | 2.0 | 2.0 | 2.0 | $^\circ\text{C/W}$ |
|-------------------------------------|------------|--|-----|-----|-----|-----|-----|--------------------|



**Package dimensions and terminal configuration**

Product is marked with part number and terminal configuration.



|   | Inches    |        | Millimeters |       |
|---|-----------|--------|-------------|-------|
|   | Min       | Max    | Min         | Max   |
| A | 10-32 UNF |        |             |       |
| B | 0.424     | 0.437  | 10.77       | 11.10 |
| C | -----     | 0.505  | -----       | 12.82 |
| D | -----     | 0.800  | -----       | 20.30 |
| E | 0.453     | 0.492  | 11.50       | 12.50 |
| F | 0.114     | 0.140  | 2.90        | 3.50  |
| G | -----     | 0.405  | -----       | 10.29 |
| J | -----     | 0.216  | -----       | 5.50  |
| M | -----     | φ0.302 | -----       | φ7.68 |
| N | 0.031     | 0.045  | 0.80        | 1.15  |
| P | 0.070     | 0.79   | 1.80        | 2.00  |

# Mouser Electronics

Authorized Distributor

Click to View Pricing, Inventory, Delivery & Lifecycle Information:

[GeneSiC Semiconductor:](#)

[1N3892](#) [1N3893R](#) [1N3893](#) [1N3891R](#) [1N3891](#) [1N3892R](#) [1N3889](#) [1N3889R](#) [1N3890R](#) [1N3890](#)