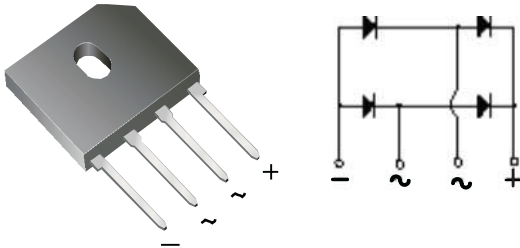




6.0 Amp. Glass Passivated Single Phase In Line GBU Bridge Rectifier

<p>GBU</p> 	<p style="text-align: center;">Voltage 400 V to 1000 V</p> <p style="text-align: center;">Current 6.0 A</p> <p>FEATURES</p> <ul style="list-style-type: none"> UL recognition file number E320541 Ideal for printed circuit board High case dielectric strength of 1500 Vrms High surge current capability Solder dip 260°C, 10s Component in accordance to RoHS 2002/95/EC and WEEE 2002/96/EC <p style="text-align: right;">   RoHS COMPLIANT </p> <p>MECHANICAL DATA</p> <ul style="list-style-type: none"> Case: GBU. Epoxy meets UL 94V-0 flammability rating. Polarity: As marked on body Mounting Torque: 10cm·kg (8.8 in.- lbs.) Max. Recommended Torque: 5.5cm·kg (5 in.- lbs.) Terminals: Matte tin plated leads, solderable per MIL-STD-750 Method 2026, J-STD-002 and JESD22-B102. Consumer grade, meets JESD 201 class 1A whisker test <p>TYPICAL APPLICATIONS Used in ac-to-dc bridge full wave rectification for monitor, TV, printer, switching mode power supply, adapter, audio equipment, and home appliances applications.</p>
---	--

Maximum Ratings and Electrical Characteristics at 25 °C

Marking Code		GBU 604G	GBU 605G	GBU 606G	GBU 607G
		GBU604G	GBU605G	GBU606G	GBU607G
V_{RRM}	Maximum Recurrent Peak Reverse Voltage (V)	400	600	800	1000
V_{RMS}	Maximum RMS Voltage (V)	280	420	560	700
V_{DC}	Maximum DC Blocking Voltage (V)	400	600	800	1000
$I_{F(AV)}$	Maximum Average Forward Rectified Current @ $T_C = 90^\circ C$ @ $T_A = 25^\circ C$	6.0 A 3.0 A			
I_{FSM}	Peak Forward Surge Current, 8.3 ms Single Half Sine-wave Superimposed on Rated Load (JEDEC Method)	175 A			
I^2t	Rating for fusing ($t < 8.3$ ms.)	127 A ² sec			
C_j	Typical Junction capacitance per leg (Note 3)	211pF	94pF		
T_j	Operating Temperature Range	-55 to +150 °C			
T_{stg}	Storage Temperature Range	-55 to +150 °C			

Electrical Characteristics at Tamb = 25 °C

V_F	Maximum Instantaneous Forward Voltage drop per leg @ = 6.0 A @ = 3.0 A	1.1 V 1.0 V
I_R	Maximum DC Reverse Current @ $T_A = 25^\circ C$ at Rated DC Blocking Voltage (Note 1) @ $T_A = 125^\circ C$	5.0 μA 500 μA
$R_{th(j-a)}$ $R_{th(j-c)}$	Typical Thermal Resistance (Note 2)	20 °C/W 4.0 °C/W

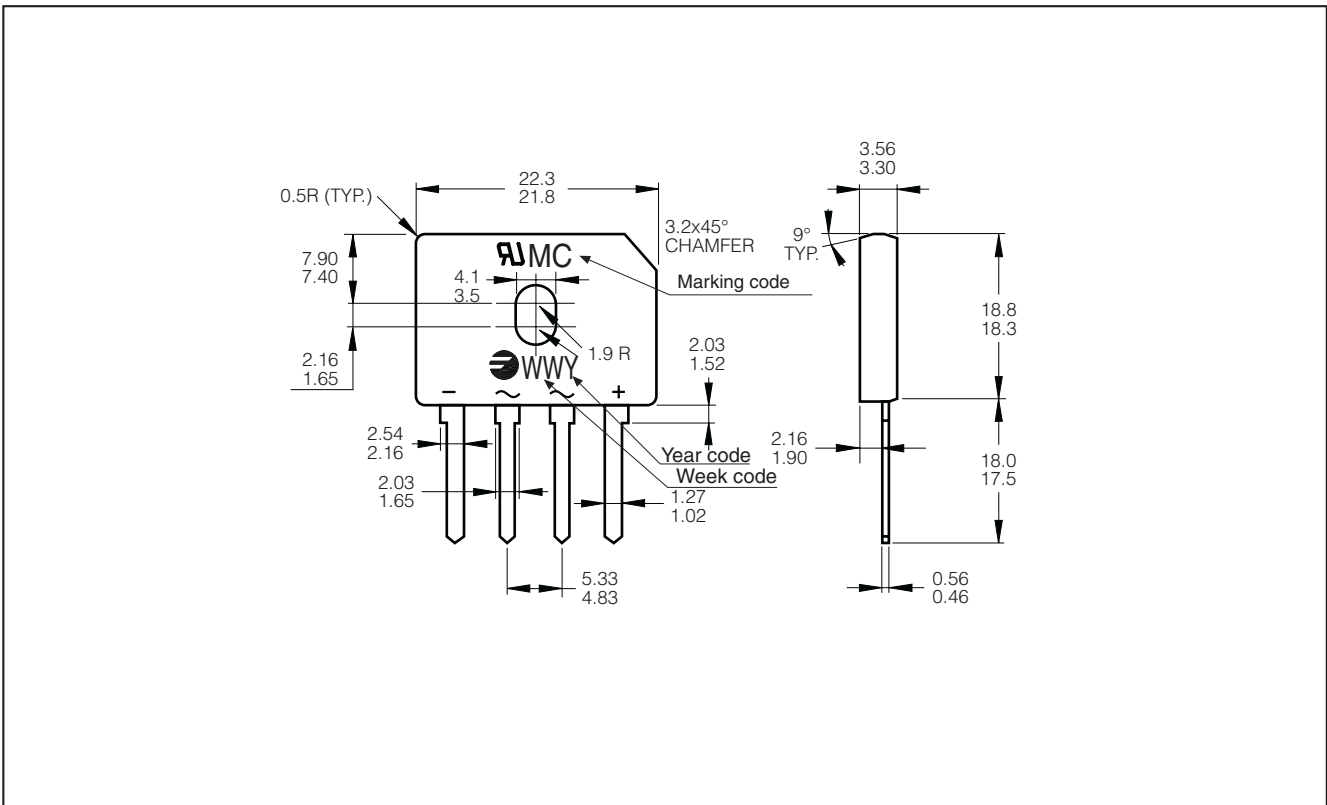
Notes: 1. Pulse Test with PW=300 μ sec, 1% Duty Cycle.
 2. Mounted on Al. Plate of 4" x 6" x 0.25" Al-Plate Heat sink.
 3. Measured at 1.0MHZ and Applied Reverse Voltage of 4.0 Volts. D.C.

6.0 Amp. Glass Passivated Single Phase In Line GBU Bridge Rectifier

Ordering information

PREFERRED P/N	PACKAGE CODE	DELIVERY MODE	BASE QUANTITY	UNIT WEIGHT (g)
GBU606G TU	TU	TUBE	20	3.85

Package Outline Dimensions: (mm) GBU



6.0 Amp. Glass Passivated Single Phase In Line GBU Bridge Rectifier

Ratings and Characteristics (Ta 25 °C unless otherwise noted)

FIG.1- MAXIMUM FORWARD CURRENT DERATING CURVE

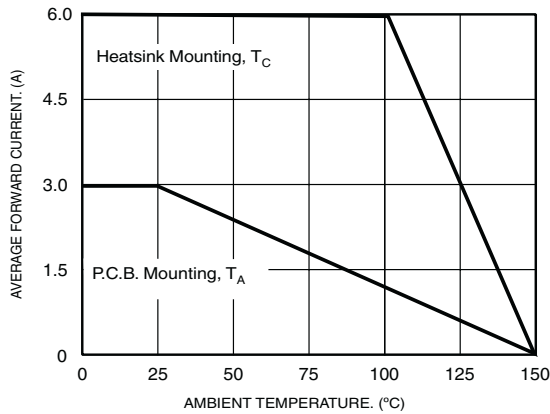


FIG.2- TYPICAL REVERSE CHARACTERISTICS PER BRIDGE ELEMENT

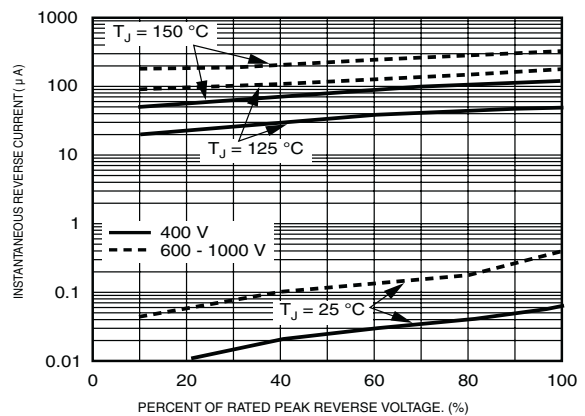


FIG.3- MAXIMUM NON-REPETITIVE FORWARD SURGE CURRENT PER BRIDGE ELEMENT

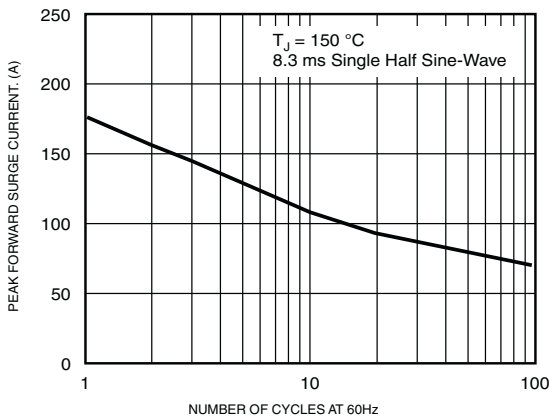


FIG.4- TYPICAL JUNCTION CAPACITANCE

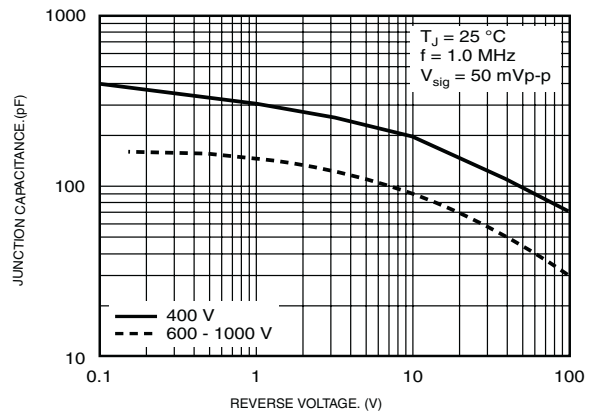
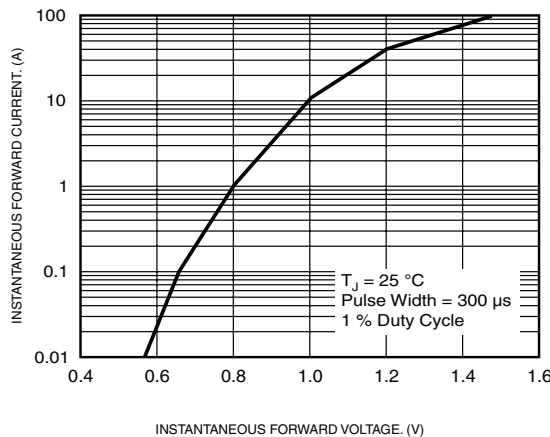


FIG.5- TYPICAL FORWARD CHARACTERISTICS PER BRIDGE ELEMENT



6.0 Amp. Glass Passivated Single Phase In Line GBU Bridge Rectifier

Disclaimer

All product, product specifications and data are subject to change without notice to improve reliability, function or design or otherwise.

Fagor Electrónica, S.Coop., its affiliates, agents, and employees, and all persons acting on its or their behalf (collectively, "Fagor"), disclaim any and all liability for any errors, inaccuracies or incompleteness contained in any datasheet or in any other disclosure relating to any product.

Fagor makes no warranty, representation or guarantee regarding the suitability of the products for any particular purpose or the continuing production of any product. To the maximum extent permitted by applicable law, Fagor disclaims (i) any and all liability arising out of the application or use of any product, (ii) any and all liability, including without limitation special, consequential or incidental damages, and (iii) any and all implied warranties, including warranties of fitness for particular purpose, non-infringement and merchantability.

Statements regarding the suitability of products for certain types of applications are based on Fagor's knowledge of typical requirements that are often placed on Fagor products in generic applications. Such statements are not binding statements about the suitability of products for a particular application. It is the customer's responsibility to validate that a particular product with the properties described in the product specification is suitable for use in a particular application. Parameters provided in datasheets and/or specifications may vary in different applications and performance may vary over time. All operating parameters, including typical parameters, must be validated for each customer application by the customer's technical experts. Product specifications do not expand or otherwise modify Fagor's terms and conditions of purchase, including but not limited to the warranty expressed therein.

Except as expressly indicated in writing, Fagor products are not designed for use in medical, life-saving, or life-sustaining applications or for any other application in which the failure of the Fagor product could result in personal injury or death. Customers using or selling Fagor products not expressly indicated for use in such applications do so at their own risk and agree to fully indemnify and hold Fagor and its distributors harmless from and against any and all claims, liabilities, expenses and damages arising or resulting in connection with such use or sale, including attorneys fees, even if such claim alleges that Fagor or its distributor was negligent regarding the design or manufacture of the part. Please contact authorized Fagor personnel to obtain written terms and conditions regarding products designed for such applications.

No license, express or implied, by estoppel or otherwise, to any intellectual property rights is granted by this document or by any conduct of Fagor, Product names and markings noted herein may be trademarks of their respective owners.