



Micro Commercial Components

Micro Commercial Components
 20736 Marilla Street Chatsworth
 CA 91311
 Phone: (818) 701-4933
 Fax: (818) 701-4939

KBPC3500S THRU KBPC3510S

Features

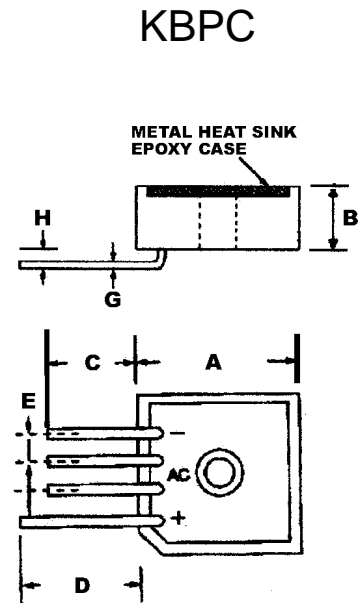
- Low Forward Voltage Drop
- High Current Capability
- High Reliability
- High Surge Current Capability
- Ideal for Printed Circuit Boards
- Designed for Saving Mounting Space

Maximum Ratings

- Operating Temperature: -55°C to +150°C
- Storage Temperature: -55°C to +150°C

35 Amp Single Phase Bridge Rectifier 50 to 1000 Volts

MCC Catalog Number	Device Marking	Maximum Recurrent Peak Reverse Voltage	Maximum RMS Voltage	Maximum DC Blocking Voltage
KBPC3500S	KBPC3500S	50V	35V	50V
KBPC3501S	KBPC3501S	100V	70V	100V
KBPC3502S	KBPC3502S	200V	140V	200V
KBPC3504S	KBPC3504S	400V	280V	400V
KBPC3506S	KBPC3506S	600V	420V	600V
KBPC3508S	KBPC3508S	800V	560V	800V
KBPC3510S	KBPC3510S	1000V	700V	1000V



Electrical Characteristics @ 25°C Unless Otherwise Specified

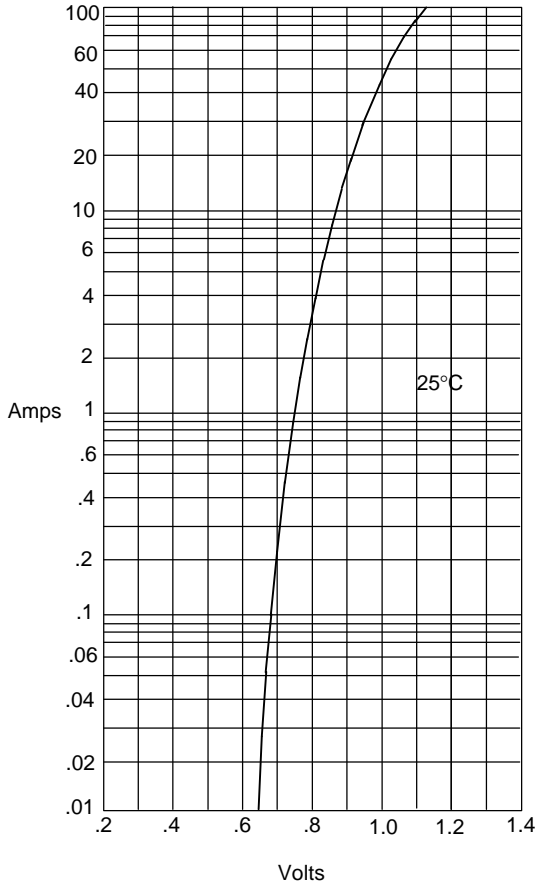
Average Forward Current	$I_{F(AV)}$	35.0A	$T_C = 60^\circ\text{C}$
Peak Forward Surge Current	I_{FSM}	400A	8.3ms, half sine
Maximum Forward Voltage Drop Per Element	V_F	1.2V	$I_{FM} = 17.5\text{A}$ per element; $T_A = 25^\circ\text{C}$
Maximum DC Reverse Current At Rated DC Blocking Voltage	I_R	10 μA 1.0mA	$T_A = 25^\circ\text{C}$ $T_A = 100^\circ\text{C}$

*Pulse test: Pulse width 300 μsec , Duty cycle 1%

DIM	INCHES		MM		NOTE
	MIN	MAX	MIN	MAX	
A	1.12	1.13	28.40	28.70	
B	.432	.442	10.97	11.23	
C	.547	---	13.90	---	
D	.752	---	19.10	---	
E	.201	---	5.10	---	
G	.047	---	1.20	---	∅
H	.120	.142	3.05	3.60	

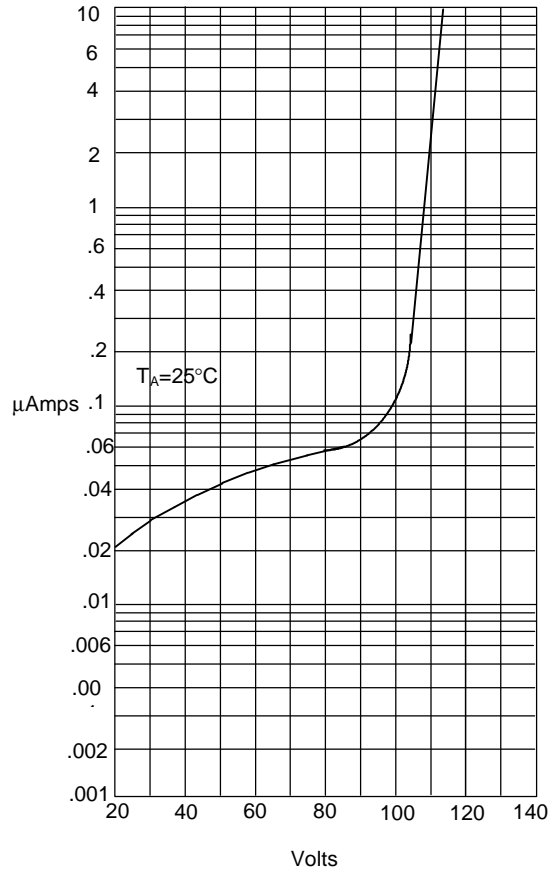
KBPC3500S thru KBPC3510S

Figure 1
Typical Forward Characteristics



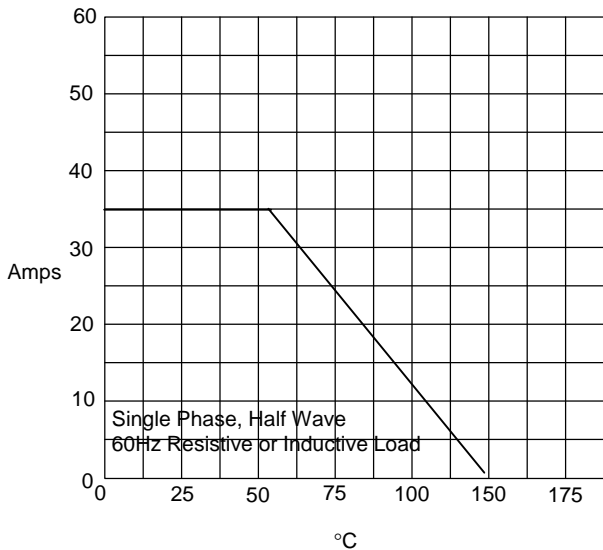
Instantaneous Forward Current - Amperes versus
Instantaneous Forward Voltage - Volts

Figure 2
Typical Reverse Characteristics



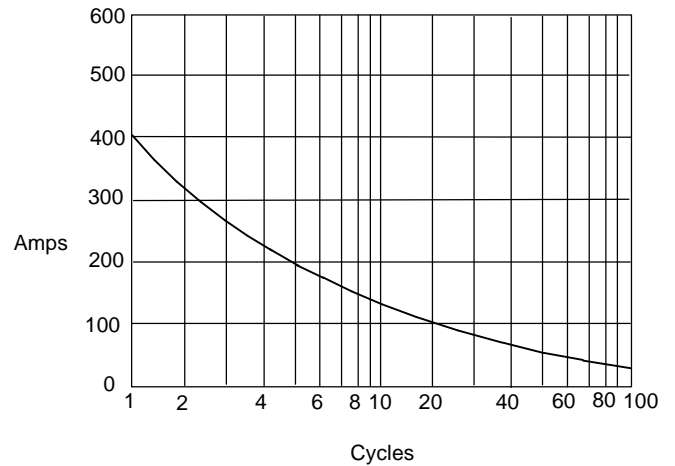
Instantaneous Reverse Leakage Current - MicroAmperes versus
Percent Of Rated Peak Reverse Voltage - Volts

Figure 3
Forward Derating Curve



Average Forward Rectified Current - Amperes versus
Case Temperature - °C

Figure 4
Peak Forward Surge Current



Peak Forward Surge Current - Amperes versus
Number Of Cycles At 60Hz - Cycles