


## Thick Film Chip Resistors, Military/Established Reliability MIL-PRF-55342 Qualified, Type RM



### FEATURES

**HALOGEN  
FREE**

- Fully conforms to the requirements of MIL-PRF-55342
- Established reliability - verified failure rate; M, P, R, S and T levels
- Construction is sulfur impervious against a high sulfur environment (ASTM B 809-95 test method)
- 100 % group A screening per MIL-PRF-55342
- Termination style B - tin/lead wraparound over nickel barrier
- Operating temperature range is - 55 °C to + 150 °C
- For MIL-PRF-32159 zero ohm jumpers, see Vishay Dale's RCWPM Jumper (Military M32159) datasheet
- Halogen-free according to IEC 61249-2-21 definition

### MECHANICAL SPECIFICATIONS

Resistive element	Ruthenium oxide
Encapsulation	Epoxy
Substrate	96 % alumina
Termination	Solder-coated nickel barrier
Solder finish	Tin/lead solder alloy

### STANDARD ELECTRICAL SPECIFICATIONS

VISHAY DALE MODEL	MIL-PRF-55342 STYLE	MIL SPEC. SHEET	TERM.	CASE SIZE	POWER RATING $P_{70\text{ }^{\circ}\text{C}}$ W	MAX. WORKING VOLTAGE <sup>(1)</sup> V	RESISTANCE RANGE $\Omega$	TOLERANCE $\pm$ %	TEMPERATURE COEFFICIENT <sup>(2)</sup> $\pm$ ppm/°C
RCWPM-0502	RM0502	01	B	0502	0.05	40	1 to 9.1	2, 5, 10	300
							10 to 22M	1, 2, 5, 10	100, 300
RCWPM-550	RM0505	02	B	0505	0.125	40	1 to 9.1	2, 5, 10	300
							10 to 22M	1, 2, 5, 10	100, 300
RCWPM-5100	RM1005	03	B	1005	0.20	75	1 to 5.6	2, 5, 10	300
							5.62 to 22M	1, 2, 5, 10	100, 300
RCWPM-5150	RM1505	04	B	1505	0.15	125	1 to 5.6	2, 5, 10	300
							5.62 to 22M	1, 2, 5, 10	100, 300
RCWPM-7225	RM2208	05	B	2208	0.225	175	1 to 5.6	2, 5, 10	300
							5.62 to 22M	1, 2, 5, 10	100, 300
RCWPM-575	RM0705	06	B	0705 <sup>(3)</sup>	0.15	50	1 to 5.6	2, 5, 10	300
							5.62 to 22M	1, 2, 5, 10	100, 300
RCWPM-1206	RM1206	07	B	1206	0.25	100	1 to 5.6	2, 5, 10	300
							5.62 to 22M	1, 2, 5, 10	100, 300
RCWPM-2010	RM2010	08	B	2010	0.80	150	1 to 5.6	2, 5, 10	300
							5.62 to 22M	1, 2, 5, 10	100, 300
RCWPM-2512	RM2512	09	B	2512	1.0	200	1 to 5.6	2, 5, 10	300
							5.62 to 22M	1, 2, 5, 10	100, 300
RCWPM-1100	RM1010	10	B	1010	0.50	75	1 to 5.6	2, 5, 10	300
							5.62 to 22M	1, 2, 5, 10	100, 300
RCWPM-0402	RM0402	11	B	0402	0.05	30	1 to 9.1	2, 5, 10	300
							10 to 22M	1, 2, 5, 10	100, 300
RCWPM-0603	RM0603	12	B	0603	0.10	50	1 to 5.6	2, 5, 10	300
							5.62 to 22M	1, 2, 5, 10	100, 300
RCWPM-0302	RM0302	13	B	0302	0.04	15	1 to 9.1	2, 5, 10	300
							10 to 22M	1, 2, 5, 10	100, 300

#### Notes

- DSCC has created a series of drawings to support the need for 0201-sized product. Vishay Dale is listed as a resource on this drawing as follows:

DSCC DRAWING NUMBER	VISHAY DALE MODEL	TERM.	POWER RATING $P_{70\text{ }^{\circ}\text{C}}$ W	RES. RANGE $\Omega$	RES. TOL. $\pm$ %	TEMP. COEF. $\pm$ ppm/°C	MAX. WORKING VOLTAGE <sup>(1)</sup> V
07009	RCWP-0201	B	0.05	10 to 46.4 47 to 1M	1, 5	200 100	30

This drawing can be viewed at: [www.dscclia.mil/Programs/MilSpec/listDwgs.asp?DocType=DSCCdwg](http://www.dscclia.mil/Programs/MilSpec/listDwgs.asp?DocType=DSCCdwg).

- (1) Continuous working voltage shall be  $\sqrt{P \times R}$  or maximum working voltage, whichever is less.
- (2) Characteristics: K =  $\pm$  100 ppm/°C; M =  $\pm$  300 ppm/°C.
- (3) MIL case size 0705 and EIA case size 0805 are dimensionally the same.

GLOBAL PART NUMBER INFORMATION																	
New Global Part Numbering: M55342M02B10E0RWB (preferred part number format)																	
M	5	5	3	4	2	M	0	2	B	1	0	E	0	R	W	B	
MIL STYLE	CHARACTERISTICS	SPEC. SHEET	TERMINATION STYLE	VALUE AND TOLERANCE	FAILURE RATE	PACKAGING <sup>(1)</sup>	SPECIAL										
<b>D55342</b> applies to Style 07 (RM1206) only.  <b>M55342</b> applies to all other styles.	<b>K</b> = 100 ppm <b>M</b> = 300 ppm	(see Standard Electrical Specifications table)	<b>B</b> = Pre-tinned nickel barrier, wraparound	(see Tolerance and Multipliers table)	<b>C</b> = Non-ER <b>M</b> = 1.0 %/1000 h <b>P</b> = 0.1 %/1000 h <b>R</b> = 0.01 %/1000 h <b>S</b> = 0.001 %/1000 h <b>T</b> = Space level	<b>TP</b> = Tin/lead, T/R (full) <b>TN</b> = Tin/lead, T/R (full), w/ESD <b>UL</b> = Tin/lead, T/R single lot date code <b>S3</b> = Tin/lead, T/R (1000 pieces) <b>SV</b> = Tin/lead, T/R (1000 pieces), w/ESD <b>WB</b> = Tin/lead, tray <b>WA</b> = Tin/lead, tray, w/ESD <b>WL</b> = Tin/lead, tray, single lot date code <b>S2</b> = Tin/lead, T/R (500 pieces) <b>SU</b> = Tin/lead, T/R (500 pieces), w/ESD <b>S6</b> = Tin/lead, T/R (300 pieces) <b>ST</b> = Tin/lead, T/R (300 pieces), w/ESD	Blank = Standard (Dash number) (Up to 1 digits) <b>T</b> = Space level (-98)										
Historical Part Numbering: M55342M02B10E0R (will continue to be accepted)																	
M55342	M	02	B	10E0	R	WB											
MIL STYLE	CHARACTERISTICS	SPEC. SHEET	TERMINATION STYLE	VALUE AND TOLERANCE	FAILURE RATE	PACKAGING CODE											

**Note**

<sup>(1)</sup> Products with space level failure rates are only offered in packaging codes with ESD overpack and labeling. For all other failure rates, the ESD pack codes are an optional type of packaging.

RESISTANCE TOLERANCE AND MULTIPLIERS					
TOLERANCE				MULTIPLIER	VALUE RANGE (Ω)
± 1 %	± 2 %	± 5 %	± 10 %		
D	G	J	M	1	1 to 9xx
E	H	K	N	1000	1K to 9xxK
F	T	L	P	1 000 000	1M to 22M
Examples:		11D3 = 11.3 Ω ± 1 % 10E0 = 10 kΩ ± 1 % 332D = 332 Ω ± 1 % 2F21 = 2.21 MΩ ± 1 % 51G0 = 51 Ω ± 2 % 10H0 = 10 kΩ ± 2 % 33H0 = 33 kΩ ± 2 % 22T0 = 22 MΩ ± 2 %	15J0 = 15 Ω ± 5 % 10K0 = 10 kΩ ± 5 % 560K = 560 kΩ ± 5 % 8L20 = 8.2 MΩ ± 5 % 10M0 = 10 Ω ± 10 % 10N0 = 10 kΩ ± 10 % 2P70 = 2.7 MΩ ± 10 % 8P20 = 8.2 MΩ ± 10 %		

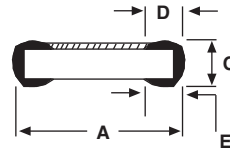



# RCWPM (Military M/D55342)

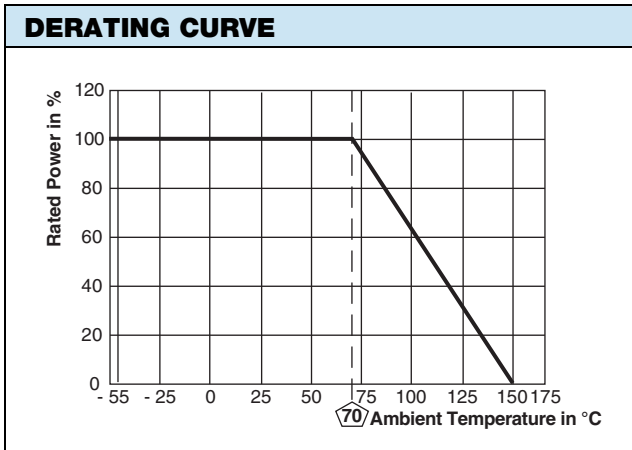
Thick Film Chip Resistors, Military/Established  
Reliability MIL-PRF-55342 Qualified, Type RM

Vishay Dale

## DIMENSIONS in inches (millimeters)



VISHAY DALE MODEL	MIL-PRF-55342 STYLE	MIL SPEC. SHEET	A (LENGTH)	B (WIDTH)	C (HEIGHT)	D (TOP TERM)	E (BOTTOM TERM)
RCWPM-0502	RM0502	01	0.055 ± 0.005 (1.40 ± 0.13)	0.023 ± 0.003 (0.58 ± 0.08)	0.015 ± 0.003 (0.38 ± 0.08)	0.010 ± 0.005 (0.25 ± 0.13)	0.015 ± 0.005 (0.38 ± 0.13)
RCWPM-550	RM0505	02	0.055 ± 0.005 (1.40 ± 0.13)	0.050 ± 0.005 (1.27 ± 0.13)	0.020 ± 0.005 (0.51 ± 0.13)	0.010 ± 0.005 (0.25 ± 0.13)	0.015 ± 0.005 (0.38 ± 0.13)
RCWPM-5100	RM1005	03	0.105 ± 0.005 (2.67 ± 0.13)	0.050 ± 0.005 (1.27 ± 0.13)	0.020 ± 0.005 (0.51 ± 0.13)	0.015 ± 0.005 (0.38 ± 0.13)	0.015 ± 0.005 (0.38 ± 0.13)
RCWPM-5150	RM1505	04	0.155 ± 0.005 (3.94 ± 0.13)	0.050 ± 0.005 (1.27 ± 0.13)	0.020 ± 0.005 (0.51 ± 0.13)	0.015 ± 0.005 (0.38 ± 0.13)	0.015 ± 0.005 (0.38 ± 0.13)
RCWPM-7225	RM2208	05	0.230 ± 0.005 (5.84 ± 0.13)	0.075 ± 0.005 (1.91 ± 0.13)	0.020 ± 0.005 (0.51 ± 0.13)	0.020 ± 0.005 (0.51 ± 0.13)	0.020 ± 0.005 (0.51 ± 0.13)
RCWPM-575	RM0705	06	0.080 ± 0.005 (2.03 ± 0.13)	0.050 ± 0.005 (1.27 ± 0.13)	0.020 ± 0.005 (0.51 ± 0.13)	0.016 ± 0.008 (0.41 ± 0.20)	0.015 ± 0.005 (0.38 ± 0.13)
RCWPM-1206	RM1206	07	0.125 ± 0.005 (3.18 ± 0.13)	0.063 ± 0.005 (1.60 ± 0.13)	0.020 ± 0.005 (0.51 ± 0.13)	0.015 ± 0.005 (0.38 ± 0.13)	0.015 ± 0.005 (0.38 ± 0.13)
RCWPM-2010	RM2010	08	0.197 ± 0.006 (5.00 ± 0.15)	0.098 ± 0.005 (2.49 ± 0.13)	0.020 ± 0.005 (0.51 ± 0.13)	0.020 ± 0.005 (0.51 ± 0.13)	0.020 ± 0.005 (0.51 ± 0.13)
RCWPM-2512	RM2512	09	0.250 ± 0.005 (6.35 ± 0.13)	0.124 ± 0.005 (3.15 ± 0.13)	0.020 ± 0.005 (0.51 ± 0.13)	0.020 ± 0.005 (0.51 ± 0.13)	0.020 ± 0.005 (0.51 ± 0.13)
RCWPM-1100	RM1010	10	0.105 ± 0.005 (2.67 ± 0.13)	0.100 ± 0.005 (2.54 ± 0.13)	0.020 ± 0.005 (0.51 ± 0.13)	0.015 ± 0.005 (0.38 ± 0.13)	0.015 ± 0.005 (0.38 ± 0.13)
RCWPM-0402	RM0402	11	0.039 ± 0.003 (0.99 ± 0.08)	0.020 ± 0.003 (0.51 ± 0.08)	0.013 ± 0.003 (0.33 ± 0.08)	0.010 ± 0.005 (0.25 ± 0.13)	0.010 ± 0.005 (0.25 ± 0.13)
RCWPM-0603	RM0603	12	0.063 ± 0.005 (1.60 ± 0.13)	0.032 ± 0.005 (0.81 ± 0.13)	0.018 ± 0.005 (0.46 ± 0.13)	0.012 ± 0.005 (0.30 ± 0.13)	0.015 ± 0.005 (0.38 ± 0.13)
RCWPM-0302	RM0302	13	0.034 ± 0.004 (0.86 ± 0.10)	0.021 ± 0.003 (0.53 ± 0.08)	0.013 ± 0.003 (0.33 ± 0.08)	0.007 ± 0.005 (0.18 ± 0.13)	0.008 ± 0.005 (0.20 ± 0.13)
RCWP-0201			0.024 ± 0.002 (0.61 ± 0.05)	0.012 ± 0.002 (0.30 ± 0.05)	0.009 ± 0.002 (0.23 ± 0.05)	0.006 ± 0.003 (0.15 ± 0.08)	0.006 ± 0.002 - 0.004 (0.15 ± 0.05 - 0.10)



**CAGE CODE: 91637 and SH903**



## Disclaimer

ALL PRODUCT, PRODUCT SPECIFICATIONS AND DATA ARE SUBJECT TO CHANGE WITHOUT NOTICE TO IMPROVE RELIABILITY, FUNCTION OR DESIGN OR OTHERWISE.

Vishay Intertechnology, Inc., its affiliates, agents, and employees, and all persons acting on its or their behalf (collectively, "Vishay"), disclaim any and all liability for any errors, inaccuracies or incompleteness contained in any datasheet or in any other disclosure relating to any product.

Vishay makes no warranty, representation or guarantee regarding the suitability of the products for any particular purpose or the continuing production of any product. To the maximum extent permitted by applicable law, Vishay disclaims (i) any and all liability arising out of the application or use of any product, (ii) any and all liability, including without limitation special, consequential or incidental damages, and (iii) any and all implied warranties, including warranties of fitness for particular purpose, non-infringement and merchantability.

Statements regarding the suitability of products for certain types of applications are based on Vishay's knowledge of typical requirements that are often placed on Vishay products in generic applications. Such statements are not binding statements about the suitability of products for a particular application. It is the customer's responsibility to validate that a particular product with the properties described in the product specification is suitable for use in a particular application. Parameters provided in datasheets and/or specifications may vary in different applications and performance may vary over time. All operating parameters, including typical parameters, must be validated for each customer application by the customer's technical experts. Product specifications do not expand or otherwise modify Vishay's terms and conditions of purchase, including but not limited to the warranty expressed therein.

Except as expressly indicated in writing, Vishay products are not designed for use in medical, life-saving, or life-sustaining applications or for any other application in which the failure of the Vishay product could result in personal injury or death. Customers using or selling Vishay products not expressly indicated for use in such applications do so at their own risk and agree to fully indemnify and hold Vishay and its distributors harmless from and against any and all claims, liabilities, expenses and damages arising or resulting in connection with such use or sale, including attorneys fees, even if such claim alleges that Vishay or its distributor was negligent regarding the design or manufacture of the part. Please contact authorized Vishay personnel to obtain written terms and conditions regarding products designed for such applications.

No license, express or implied, by estoppel or otherwise, to any intellectual property rights is granted by this document or by any conduct of Vishay. Product names and markings noted herein may be trademarks of their respective owners.