

T-91-60

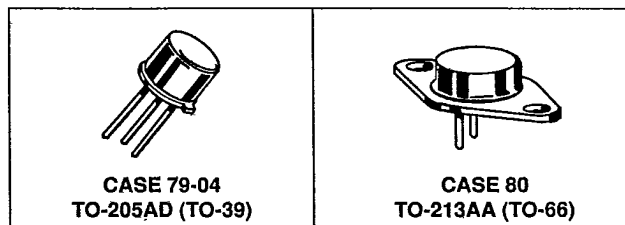
MIL-QUALIFIED PRODUCTS

Motorola MIL qualified components are ordered by adding suffix JAN, JTX, JTXV or JANS to the part numbers indicated in the following tables. Although Motorola will continue to supply components to the JAN specification where desired, this classification has been declared "inactive for new designs" per MIL-STD-19500. The higher level, JTX, is the recommended replacement.

Power Transistors

All listed power transistors are available with JAN, JTX and JTXV classifications except * = JAN and JTX only.

Bipolar



CASE 79-04
TO-205AD (TO-39)

CASE 80
TO-213AA (TO-66)

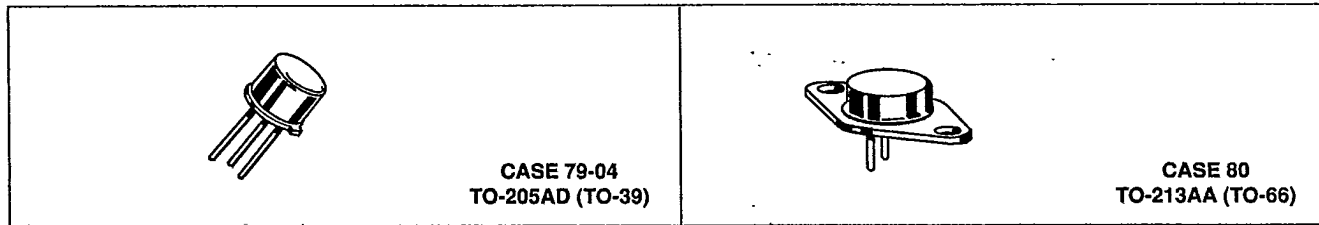
I _C Cont Amps Max	V _{CEO(sus)} Volts Min	Device Type		hFE @ I _C Amp	t _{on} /t _{off} μs Max	V _{CE(sat)} Max Vdc	I _C /I _B Amp	P _D (Case) Watts @ 25°C		
		NPN	PNP							
TO-204AA/AE (Formerly TO-3)										
8	250	2N6306*		15/75	3	0.6/3	0.8	3/0.6	125	
	300	2N6671		29-Sep	5	0.5*/0.4*	1	5/1	150	
	350	2N6308*		Oct-52	3	0.6/3	1.5	3/0.6	125	
	400	2N6673		Aug-32	5	0.5*/0.4*	1	5/1	150	
10	40	2N6383#	2N6648	1k/20k	5	2.5/10	2	5/0.01	100**	
	60	2N3715	2N3791	50/150	1	-/2	1	5/0.5	150	
		2N6384#	2N6649	1k/20k	5	2.5/10	2	5/0.01	100**	
	80	2N3716	2N3792	50/150	1	-/2	1	5/0.5	150	
12	80	2N6058#	2N6051#	1k/18k	6	2/10	2	6/0.024	150	
	100	2N6059#	2N6052#	1k/18k	6	2/10	2	6/0.024	150	
15	300	2N6546		6/-	10	1/4.7	5	15/3	175	
	400	2N6547		6/-	10	1/4.7	5	15/3	175	
20	75	2N5039		20/-	10	0.5/2	1	10/1	140	
	80	2N5303		15/60	10	0.9*/1*	1	10/1	200	
				2N5745	15/60	10	1.5*/1*	1	10/1	200
			2N6283#	2N6286#	1250/18k	10	2/10	2	10/0.04	175
	90	2N5038		20/-	12	0.5/2	1	12/1.2	140	
25	100		2N6284#	2N6287#	1250/18k	10	2/10	2	10/0.04	175
	100			2N6437	10	0.5/1.25	1	10/1	200	
30	120			2N6438	10	0.5/1.25	1	10/1	200	
	60	2N5302		15/60	15	2*/1*	1	15/1.5	200	
50			2N4399	15/60	15	-/2.1	1	15/1.5	200	
	60	2N5685	2N5683•	15/60	25	1.5/3	1	25/2.5	300	
	80	2N5686•	2N5684•	15/60	25	1.5/3	1	25/2.5	300	
	100		2N6378•	30/120	20	0.5/1.05	1	20/2	250	
	100	2N6274•		30/120	20	0.5/1.05	1	20/2	250	
	120		2N6379•	30/120	20	0.5/1.05	1	20/2	250	
150	2N6277•		30/120	20	0.5/1.05	1	20/2	250		

Darlington, • TO-204AE; all others TO-204AA

** P_D = 85 for devices 2N6648, 2N6649 and 2N6650.

T-91-60

Power Transistors, Bipolar (Continued)



I _C Cont Amps Max	V _{CE(sus)} Volts Min	Device Type		Resistive Switching			V _{CE(sat)} @ Max Vdc	I _C /I _B A/mA	P _D (Case) Watts @ 25°C
		NPN	PNP	h _{FE} @ I _C Min/Max	t _{on} /t _{off} μs Max	I _C Amp			
TO-205AA (Formerly TO-5)									
3	40		2N3867S	40/200	1.5	65*/100*	0.75	1.5/150	10
	60		2N3868S	30/150	1.5	65*/100*	0.75	1.5/150	10
TO-205AD (Formerly TO-39)									
5	100	2N5339	2N6193	60/240	2	100*/200*	0.7	2/200	1
TO-213AA (Formerly TO-66)									
1	300	2N3739		40/200	0.1	1.5/3.5	0.75	0.1/10	20
4	60		2N3740	30/120	0.25	0.4/1	0.4	0.25/25	25
		2N3766		40/160	0.5	0.25/2.5	1	0.5/50	25
	80		2N3741	30/120	0.25	0.4/1	0.4	0.25/250	25
8	60	2N6300#	2N6298#	750/18k	4	2/8	4	4/16	75+
	80	2N6301#	2N6299#	750/18k	4	2/8	4	4/16	75+

Darlington; * T_C = 0°C for devices 2N6300, 2N6301

t_r/t_f*

MOSFETs (TMOS)

N-Channel — Case 1-06 TO-204AA (TO-3)							
V _{(BR)DSS} (Volts) Min	r _{DS(on)} (Ohms) Max	@ I _D (Amps)	Device	I _D (Amps) Max	C _{iss} pF Max	P _D * (Watts) Max	
500	1.5	3	2N6762	4.5	800	75	
	0.4	7.75	2N6770	12	3000	150	
400	1	3.5	2N6760	5.5	800	75	
	0.3	9	2N6768	14	3000	150	
200	0.4	6	2N6758	9	800	75	
	0.085	19	2N6766	30	3000	150	
100	0.18	9	2N6756	14	800	75	
	0.055	24	2N6764	38	3000	150	

* @ 25°C

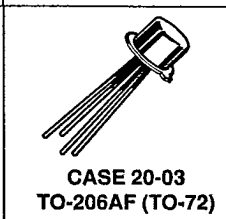
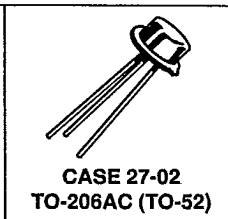
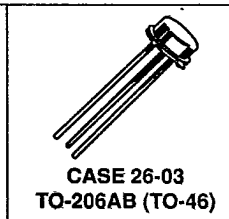
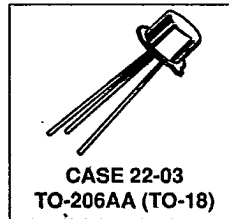
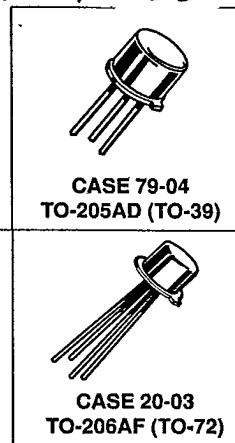
T-91-60

MIL-Qualified Products (Continued)

Small-Signal Transistors, Bipolar

All devices in the following tables are qualified to JAN, JTX and JTXV levels, except:

- = JAN only
- * = JAN/JTX only
- ** = JAN/JTX/JTXV/JANS

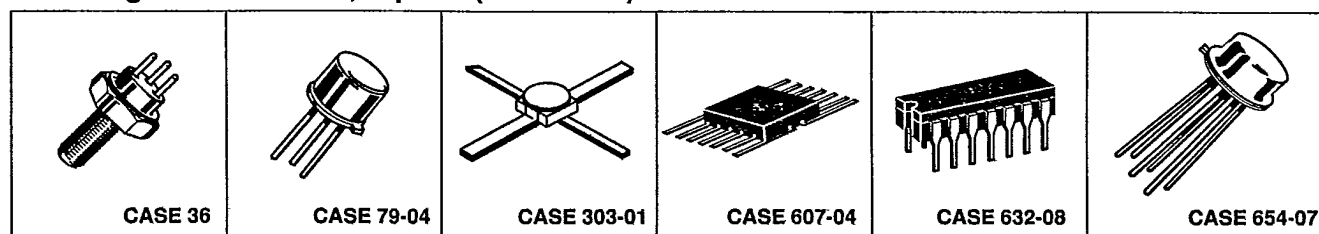


General Purpose

Package	Device Number	V(BR)CEO Volts Min	Ic mA Max	hFE @		Ic mA	VCE(sat) Volts Max	Ic/Ib mA
				Min	Max			
NPN								
TO-206AA (TO-18)	2N3700**	80	1000	50	200	500	0.5	500/50
	2N2484	60	50	200	500	0.01	0.3	1.0/0.1
	2N2221A	50	800	35	150	1	1.2	150/15
	2N2222A	50	800	75	325	1	1.2	150/15
	2N930*	45	30	100	300	0.01	1	10/0.5
	2N718A	30	500	40	120	150	1.5	150/15
	2N2221	30	800	25	150	1	1.3	150/15
	2N2222	30	800	50	325	1	1.3	150/15
	2N916•	25	50	50	200	10	0.5	10/1.0
TO-205AD (TO-39)	2N3019S**	80	1000	100	300	150	0.2	150/15
	2N2219A**	50	800	100	300	150	0.3	150/15
	2N2218A	50	800	40	120	150	0.3	150/15
	2N1613	30	500	40	120	150	1.5	150/15
	2N2218	30	800	40	120	150	0.4	150/15
TO-206AB (TO-46)	2N5581*	50	800	40	120	150	0.3	150/15
	2N5582*	50	800	100	300	150	0.3	150/15
PNP								
TO-206AA (TO-18)	2N2906A	60	600	40	120	150	0.4	150/15
	2N2907A**	60	600	100	300	150	0.4	150/15
	2N3250A	60	200	50	150	10	0.25	10/1.0
	2N3251A	60	200	100	300	10	0.25	10/1.0
	2N2906	40	600	40	120	150	0.4	150/15
	2N2907	40	600	100	300	150	0.4	150/15
TO-205AD (TO-39)	2N3057A	80	1000	50	200	500	0.5	500/50
	2N4033	80	1000	100	300	100	0.15	150/15
	2N4405*	80	500	100	300	150	0.2	150/15
	2N2905A**	60	600	100	300	1	0.4	150/15
	2N2904A	60	600	40	120	1	0.4	150/15
	2N2904	40	600	40	120	1	0.4	150/15
	2N2905	40	600	100	300	1	0.4	150/15
	2N1132•	40	600	30	90	150	1.5	150/15
TO-206AB (TO-46)	2N3485A*	60	600	40	120	150	0.4	150/15
	2N3486A*	60	600	100	300	150	0.4	150/15
	2N2605**	60	30	100	400	10	0.3	10/0.5

T-91-60

Small-Signal Transistors, Bipolar (Continued)



High-Frequency Amplifiers/Oscillators

The transistors shown are designed for use as both oscillators and amplifiers at UHF and VHF frequencies.

Package	Device Number	$V_{(BR)CEO}$ Volts Min	h_{FE} Min	@ I_C mA	G_{pe} dB Min	NF dB Max	@ f MHz	$ h_{fe} $ Min	@ f MHz	C_{obo} pF Max
NPN										
TO-206AF	2N918**	15	20	3	15	6	60	6	100	1.7
PNP										
TO-206AF	2N4261	15	30	10	—	—	—	15	100	2.5

Switching Transistors

The following devices are intended primarily for use in general-purpose switching, but can be used in amplifier and driver applications. Within each package group shown, the devices are listed in order of decreasing turn-on time (t_{on}).

Package	Device Number	t_{on} ns Max	t_{off} ns Max	@ I_C mA	$V_{(BR)CEO}$ Volts Min	I_C mA Max	h_{FE} Min	@ I_C mA	$V_{CE(sat)}$ Volts Max	@ I_C mA	I_B mA
NPN											
TO-206AA	2N914*	40	40	200	15	150	30	120	10	0.3	10
	2N708	40	75	10	15	—	40	120	10	0.4	10
	2N2481	40	55	100	15	—	40	120	10	0.25	10
	2N2369A**	12	18	10	15	200	40	120	10	0.2	10
	2N3227	12	18	10	20	200	100	300	10	0.2	10
TO-205AD	2N3444S*	35•	30•	500	50	1000	20	60	500	0.6	500
	2N3253S*	35•	30•	500	40	1000	25	75	500	0.6	500
	2N3735**	—	60	1000	50	1500	20	80	1000	0.9	1000
	2N3506	30•	35•	1500	40	3000	40	200	1500	1	1500
	2N3507	30•	35•	1500	50	3000	30	150	1500	1	1500
TO-206AC	2N3013	15	25	300	20	300	35	120	30	0.18	30
	2N4449	12	18	10	15	200	40	120	10	0.2	10
PNP											
TO-206AA	2N869A*	50	80	30	18	200	40	120	10	0.15	10
TO-205AD	2N3634**	400	600	50	140	1000	50	150	50	0.6	50
	2N3635**	400	600	50	140	1000	100	300	50	0.6	50
	2N3636**	400	600	50	175	1000	50	150	50	0.6	50
	2N3637	400	600	50	175	1000	100	300	50	0.6	50
	2N4033	25•	35•	500	80	1000	100	300	100	0.15	150
	2N3467	30•	30•	500	40	1000	40	120	500	0.6	500
	2N3468	30•	30•	500	50	1000	25	75	500	0.6	500
	2N3762	35•	35•	1000	40	1500	30	120	1000	0.9	1000
	2N3763	35•	35•	1000	60	1500	20	80	1000	0.9	1000
	2N4405	25•	50•	500	80	500	100	300	150	0.2	150
TO-206AC	2N4453	50	80		18	200	40	120	30	0.15	10
TO-206AB	2N3764	35•	35•	1	40	1500	30	120	1000	0.9	1000
	2N3765	35•	35•	1	60	1500	20	80	1000	0.9	1000

* = JAN/JTX

† = t_r or t_f

** = JAN/JTX/JTXV/JANS. All others, JAN/JTX/JTXV.

MOTOROLA
100

0464

E-11

MILITARY IC & DISCRETE
SELECTOR GUIDE

T-91-60

High-Voltage/High-Current Transistors

This following table lists Motorola standard devices that have high Collector-Emitter Breakdown Voltage. Devices are listed in decreasing order of $V_{(BR)CEO}$ within each package type.

Package	Device Number	$V_{(BR)CEO}$ Volts Min	I_C mA Max	hFE Min/Max	@ I_C mA	$V_{CE(sat)}$ Volts Max	@ I_C mA	& I_B mA
NPN								
TO-205AD	2N3439	350	1000	40/160	20	0.5	50	4
	2N3440	250	1000	40/160	20	0.5	50	4
	2N3500**	150	300	40/120	150	0.4	150	15
	2N3501**	150	300	100/300	150	0.4	150	15
	2N3498**	100	500	40/120	150	0.6	300	30
	2N3499**	100	500	100/300	150	0.6	300	30
PNP								
TO-205AD	2N5416S	350	1000	30/120	50	2	50	5
	2N3743	300	50	50/200	30	1.2	30	3
	2N4931	250	50	50/200	30	1.2	30	3
	2N5415S	200	1000	30/120	50	2	50	5
	2N4930	200	50	50/200	30	1.2	30	3
	2N3637**	175	1000	100/300	50	0.6	50	5
	2N3636**	175	1000	50/150	50	0.6	50	5
	2N3635**	140	1000	100/300	50	0.6	50	5
	2N3634**	140	1000	50/150	50	0.6	50	5

Multiple Transistors

These multiple small-signal transistors include devices intended for amplifier and switching applications.

Device Number	Maximum Ratings			Electrical Characteristics					
	V_{CEO} V	I_C mA	$P_D(Total)$ W	I_{CBO} μA Max	hFE Min/Max	@ I_C mA	$V_{CE(sat)}$ Volts Min	@ I_C mA	& I_B mA
QUAD — NPN Case 632-02									
2N6989	50	800	1.5	0.01	100/300	150	0.3	150	15
Case 607-04									
2N6990	50	800	0.4	0.01	100/300	150	0.3	150	15
QUAD — PNP Case 632-02									
2N6987	60	600	1.5	0.01	100/300	150	0.4	150	15
Case 607-04									
2N6988	60	600	0.4	0.01	100/300	150	0.4	150	15
DUAL — NPN Case 654-07									
2N2060**	60	500	0.5	0.002	30/90	0.1	0.3	0.5	5
2N3819**	60	30	0.5	0.002	300/1000	0.1	0.3	1	0.1
2N3820**	60	30	0.5	0.002	150/600	0.1	0.3	1	0.1
2N3810**	60	50	0.6	0.01	150/450	0.1	0.2	0.1	0.1
2N3811**	60	50	0.6	0.01	300/900	0.1	0.2	0.1	0.1
2N4854	40	600	0.6	0.01	100/300	150	0.4	150	15
2N5793	40	600	0.6	0.01	40/120	150	0.6	150	15
2N5794	40	600	0.6	0.01	100/300	150	0.6	150	15
2N5795	60	600	0.6	0.02	40/150	150	0.4	150	15
2N5796	60	600	0.6	0.02	100/300	150	0.4	150	15

** = JAN/JTX/JTXV/JANS. All others, JAN/JTX/JTXV.

T-91-60

Small-Signal Transistors, JFETs

Amplifiers, TO-206AF

All are low-frequency amplifiers except 2N3823 and 2N4416A which are suitable for VHF/UHF amplification.

Device	Y _{fsl} (μmho) @ f		Y _{osl} (μmho) @ f		C _{iss} (pF) Max	C _{rss} (pF) Max	NF (dB) @ R _G =1 MΩ		V _(BR) (V) Min	V _{GS(off)} (V)		I _{DSS} (mA)	
	Min	(kHz)	Min	(kHz)			Max	Max		f (kHz)	Min	Max	Min
P-Channel													
2N3330*	1500	1	40	1	20	—	3	1	20	—	6	2	6
2N3331*	2000	1	100	1	20	—	4	1	20	—	8	5	15
N-Channel													
2N3821	1500	1	10	1	6	3	2.5	0.01	50	—	4	0.5	2.5
2N3822	3000	1	20	1	6	3	2.5	0.01	50	—	6	2	10
2N3823	3500	1	35	1	6	2	2.5	1	30	—	8	4	20
2N4416A	4500	1	50	1	4	0.8	4	400	35	2.5	6	5	15

Switches and Choppers, TO-206AA — N-Channel

Device	r _{ds(on)} (Ω) @ I _D		V _{GS(off)} (V)		I _{DSS} (mA)		V _(BR) (V) Min	C _{iss} (pF) Max	C _{rss} (pF) Max	t _{on} (ns) Max	t _{off} (ns) Max
	Max	mA	Min	Max	Min	Max					
2N4856*	25	0	4	10	50	—	40	18	8	6	25
2N4857	40	0	2	6	20	100	40	18	8	6	50
2N4858	60	0	0.8	4	8	80	40	18	8	10	100

RF Transistors, Bipolar NPN

Power, V_{CC} = 28 Vdc

Device Number	Frequency MHz, Max	P _{out} W @ P _{in} W (Max)	η _{G_{pe}} dB (min)	Package
2N3553	175	2.5 0.25	65	79-04 (TO-39)
2N3375	400	3 1	65	36-03 (TO-60)
2N3866,A**	400	1 0.15	45	79-034 (TO-39)

Small-Signal

Device Number	Maximum Ratings			Electrical Characteristics							
	V _{CEO} V	I _C mA	P _T mW	h _{FE} @ I _C mA	nF dB @ f GHz	G _{pe} dB @ f GHz	Min/Max		Min/Max		Min/Max
Case 303-1											
2N6603	15	30	300	30/200	15	1.0/2.5	1	15/21	1		
2N6604	15	50	350	30/200	30	1.5/3.0	1	15/21	1		
Case TO-206AF											
2N2857**	15	40	300	30/150	3	—/4.5	0.45	12.5/21	0.45		
2N4957	30	30	200	30/165	5	—/3.0	0.45	17/25	0.45		
Case TO-205AD											
2N5109	20	400	1000	40/150	50	—/3.5	0.2	11/—	0.2		
Case TO-18											
2N3960	12	—	400	60/300	10	—	—	—	—		

Designed for high-speed current-mode logic switching — |h_{fe}| = 13 @ 100 MHz, V_{CE(sat)} = 0.2 V, C_{obo} = C_{ib} = 2.5 pF Max

* = JAN/JTX, ** = JAN/JTX/JTXV/JANS. All others, JAN/JTX/JTXV